

**CALL TO ORDER**

**PLEDGE OF ALLEGIANCE**

**INVOCATION** – Chaplain Joe Creek

**ROLL CALL**

**PRESENTATION** – Commissioner Jerry Allbert  
Sunrise Rotary: David Davenport and Lisa Baggett  
Noon Rotary: Steve Kemmer, Betty Burchett and Cheryl Langford  
Sunset Rotary: Gary Newman

**APPROVAL OF DECEMBER 11, 2017 MINUTES**

**VOTE ON ZONING RESOLUTIONS** – No zoning cases for January

**VOTE ON OTHER RESOLUTIONS**

- 18-1-1:** Resolution Amending the Budget of the Montgomery County Information Technology (IT) Department
- 18-1-2:** Resolution to Amend the Budgets of Various Funds for Fiscal Year 2018 in Certain Areas of Revenues and Expenditures

**UNFINISHED BUSINESS**

**REPORTS**

1. County Clerk's Report – (requires approval by Commission)

**REPORTS FILED**

1. Building & Codes Monthly Report
2. Trustee's Monthly Report
3. Accounts & Budgets Monthly Report

**NOMINATING COMMITTEE NOMINATIONS** – Commissioner Robert Nichols, Chairman

**COUNTY MAYOR NOMINATIONS AND APPOINTMENTS** – Mayor Durrett

**ANNOUNCEMENTS**

1. Reminder: County Government Day is scheduled for March 12 and 13 in Nashville which falls on the Formal Commission night. Since the schedule has already been posted in the paper, the formal meeting will remain on March 12 at 6:00.

**ADJOURN**

COUNTY COMMISSION MINUTES FOR

DECEMBER 11, 2017

SUBMITTED FOR APPROVAL JANUARY 8, 2018

BE IT REMEMBERED that the Board of Commissioners of Montgomery County, Tennessee, met in regular session on Monday, December 11, 2017, at 6:00 P.M. at the Montgomery County Courthouse. Present and presiding, the Hon. Jim Durrett, County Mayor (Chairman). Also present, Jeff Truitt, Chief of Staff, Kellie A. Jackson, County Clerk, John Fuson, Sheriff, Tim Harvey, County Attorney, Jeff Taylor, Director of Accounts and Budgets, and the following Commissioners:

Jerry Allbert	Monroe Gildersleeve	Wallace Redd
Martha Brockman	David Harper	Larry Rocconi
Brandon Butts	Arnold Hodges	Audrey Tooley
Joe L. Creek	Jason A. Hodges	Joe Weyant
John M. Gannon	Garland Johnson	
John M. Genis	Charles Keene	
Robert Gibbs	Robert Nichols	

PRESENT: 18

ABSENT: Ed Baggett, Ron J. Sokol, and Tommy Vallejos (3)

When and where the following proceedings were had and entered of record, to-wit:

**A Presentation was given by John Clement recognizing Mayor Durrett and Jeff Truitt for their work with Fort Campbell.**

**Chief Jimmie Edwards presented Lifesaver Awards to Maja Brown, Caleb Hall, Steven Harris, Matt Leverett, Curtis Morais, Randy Paddock, and Benjamin Rush, for their actions which helped to save the life of infant, Charlie Fenske, on November 3, 2017**

**Mayor Durrett presented a Proclamation to Jerry Buchanan in honor of his retirement as Director of EMA, and for the dedicated service he has given to Montgomery County Government and to the citizens of this county.**

**Mayor Durrett presented a Proclamation to Dr. David Ripple in honor of his retirement as Director of the Clarksville-Montgomery County Regional Planning Commission, and for the dedicated service he has given to the citizens of this community.**

**The minutes of the November 13 2017, meeting of the Board of Commissioners, were approved.**

**The following Resolutions were Adopted:**

**CZ-17-2017** Resolution of the Montgomery County Board of Commissioners Amending the Zone Classification of the Property of Matt Rudolph Jr. Trust

**CZ-18-2017** Resolution of the Montgomery County Board of Commissioners Amending the Zone Classification of the Property of Jack Dowlen

**17-12-1** Resolution to Appropriate Funding for Montgomery County's Portion of a Grant Match to Secure Additional Grant Revenue on an Existing Grant for the Clarksville-Montgomery County Regional Airport

**17-12-2** Resolution to Appropriate Funding for the Purchase and Installation of LED Lighting for Solar Way

**17-12-3** Resolution Approving a Payment in Lieu of Taxes Program for the Clarksville Housing Authority

**17-12-4** Resolution to Amend Animal Care and Control Regulations Regarding Rabies Vaccination Registration Fee and Collection

**The County Clerk's Report for the month of November was Approved.**

**Reports Filed:**

1. Courtroom Security Report for 2017
2. Report on Debt Obligation for 2018 Federal Projects Tran Loan
3. Highway Department's Quarterly Report
4. Building & Codes Monthly Report
5. CMCSS Quarterly Construction Report
6. CMCSS Quarterly Financial Report
7. Trustee's Monthly Report
8. Accounts & Budgets Monthly Report

**Nominating Committee Nominations Approved:****AUDIT COMMITTEE**

2 yr term (max 4 yrs)

Commissioner Arnold Hodges nominated to serve another two-year term to expire December, 2019.

Commissioner Brandon Butts nominated to serve another two-year term to expire December, 2019.

Commissioner David Harper nominated to serve another two-year term to expire December, 2019.

Commissioner Monroe Gildersleeve nominated to serve another two-year term to expire December, 2019.

Commissioner Audrey Tooley nominated to replace Commissioner Larry Rocconi for a two-year term to expire December, 2019.

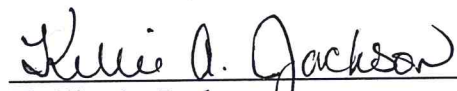
**Mayor Nominations Approved:****PUBLIC BUILDING AUTHORITY**

6-yr term

Commissioner John Gannon has been filling an unexpired term and is now eligible to serve his first full six-year term to expire January, 2023.

**The Board was adjourned.**

Submitted by:

  
Kellie A. Jackson  
County Clerk





**RESOLUTION AMENDING THE BUDGET OF THE MONTGOMERY COUNTY  
INFORMATION TECHNOLOGY (IT) DEPARTMENT**

**WHEREAS**, Montgomery County Government (the County) is an entity with a growing need for technological upgrades to aging computers and obsolete software programs to meet the needs of the elected offices and departments of the County to provide services to the citizens and the community; and

**WHEREAS**, the County has exceeded the useful life and the service date on many of its software programs making the County's computer network vulnerable to both mechanical and security issues; and

**WHEREAS**, the IT Department does not have sufficient staff to perform the necessary upgrades to the computer hardware and software to insure all county equipment is upgraded in a timely manner; and

**WHEREAS**, Tennessee Code Annotated § 5-9-407 provides a procedure for amending the budget, specifically providing that, "the budget, including line items and major categories, may be amended by passage of an amendment by a majority of the members of the county legislative body;" and

**WHEREAS**, the IT Department would like to request one additional full-time System Support Technician which would accommodate the additional work being performed presently in the IT Department, and would assist this office in keeping the high level of professionalism and quality that this office exemplifies and requires of itself.

**NOW, THEREFORE BE IT RESOLVED** by the Montgomery County Board of Commissioners assembled in Regular Session on this 8<sup>th</sup> day of January, 2018, that the Montgomery County IT Department's Fiscal Year 2017 - 2018 operating budget is hereby amended to be funded from County General Unappropriated Fund Balance as follows:

		<u>5 Month</u>	<u>Full Year</u>
101-52600-51210	Data Processing Personnel	\$ 16,808	\$ 40,340
101-51730-52010	Social Security	\$ 1,043	\$ 2,502
101-51730-52120	Medicare	\$ 244	\$ 585
101-51730-52040	TCRS	\$ 1,513	\$ 3,631
101-51730-52070	Medical Insurance	\$ 6,140	\$ 14,734
101-51730-52060	Life Insurance	\$ 23	\$ 53
101-57130-57090	Data Processing Equip.	<u>\$ 786</u>	<u>\$ -</u>
<b>TOTALS</b>		<b>\$ 26,557</b>	<b>\$ 61,845</b>

**Duly passed and approved this 8<sup>th</sup> day of January, 2018.**

Sponsor Kurt M. Bryant

Commissioner Joe Creek

Approved \_\_\_\_\_  
County Mayor

Attested \_\_\_\_\_  
County Clerk

**RESOLUTION TO AMEND THE BUDGETS  
OF VARIOUS FUNDS FOR FISCAL YEAR 2018  
IN CERTAIN AREAS OF REVENUES AND EXPENDITURES**


**WHEREAS**, the Director of Accounts and Budgets has performed continuing reviews of the status of funding needs and the receipts of revenues anticipated in support of the various budgets; and

**WHEREAS**, the County Commission desires to appropriate funding to these expenditure accounts from various sources including revenues, designated fund balances, and/or other sources within the funds in which those accounts operate.


**NOW THEREFORE BE IT RESOLVED**, by the Montgomery County Board of Commissioners, assembled in regular business session this 8<sup>th</sup> day of January, 2018 that the budgets for various funds for FY18 be amended as to revenues and expenditures, according to the attached Account Schedule 1.

**Duly passed and approved this 8<sup>th</sup> day of January, 2018.**

Sponsor



Commissioner



Approved

County Mayor

Attested

County Clerk

**Montgomery County Government**  
**Schedule 1**  
**General Fund Budget**

<b>2017-2018 Budget as of 12/8/2017</b>	<b>Proposed Increase (Decrease)</b>	<b>2017-2018 Amended Budget</b>
---	---	---

**ESTIMATED REVENUES**

**Local Taxes**

40110 CURRENT PROPERTY TAX	42,736,925.00	-	42,736,925.00
40120 TRUSTEE'S COLLECTIONS -	1,200,000.00	-	1,200,000.00
40125 TRUSTEE COLLECTIONS - BA	60,000.00	-	60,000.00
40130 CIRCUIT/CHANCERY COLLECT	500,000.00	-	500,000.00
40140 INTEREST & PENALTY	350,000.00	-	350,000.00
40161 PMTS IN LIEU OF TAXES -	763.00	-	763.00
40162 PMTS IN LIEU OF TAXES -U	1,345,000.00	-	1,345,000.00
40163 PMTS IN LIEU OF TAXES -	999,914.00	-	999,914.00
40220 HOTEL/MOTEL TAX	1,891,000.00	-	1,891,000.00
40250 LITIGATION TAX - GENERAL	441,000.00	-	441,000.00
40260 LITIGATION TAX-SPECIAL P	75,000.00	-	75,000.00
40270 BUSINESS TAX	1,000,000.00	-	1,000,000.00
40320 BANK EXCISE TAX	200,000.00	-	200,000.00
40330 WHOLESALE BEER TAX	350,000.00	-	350,000.00
40350 INTERSTATE TELECOMMUNICA	3,400.00	-	3,400.00
<b>Total Local Taxes</b>	<b>51,153,002.00</b>	<b>-</b>	<b>51,153,002.00</b>

**Licenses & Permits**

41120 ANIMAL REGISTRATION	35,000.00	-	35,000.00
41130 ANIMAL VACCINATION	6,000.00	-	6,000.00
41140 CABLE TV FRANCHISE	275,000.00	-	275,000.00
41520 BUILDING PERMITS	550,000.00	-	550,000.00
41540 PLUMBING PERMITS	14,000.00	-	14,000.00
41590 OTHER PERMITS	132,000.00	-	132,000.00
<b>Total Licenses &amp; Permits</b>	<b>1,012,000.00</b>	<b>-</b>	<b>1,012,000.00</b>

**Fines, Forfeitures & Penalties**

42110 FINES	1,725.00	-	1,725.00
42120 OFFICERS COSTS	22,000.00	-	22,000.00
42141 DRUG COURT FEES	1,600.00	-	1,600.00
42142 VETERANS TREATMENT COURT	825.00	-	825.00
42190 DATA ENTRY FEES -CIRCUIT	11,600.00	-	11,600.00
42191 COURTROOM SECURITY - CIR	8,600.00	-	8,600.00
42192 CIRCUIT COURT VICTIMS AS	3,525.00	-	3,525.00
42310 FINES	95,000.00	-	95,000.00
42311 FINES - LITTERING	750.00	-	750.00
42320 OFFICERS COSTS	225,000.00	-	225,000.00
42330 GAME & FISH FINES	1,000.00	-	1,000.00
42341 DRUG COURT FEES	20,000.00	-	20,000.00
42342 VETERANS TREATMENT COURT	17,000.00	-	17,000.00
42350 JAIL FEES GENERAL SESSIO	280,000.00	-	280,000.00
42380 DUI TREATMENT FINES	20,000.00	-	20,000.00
42390 DATA ENTRY FEE-GENERAL S	64,500.00	-	64,500.00
42392 GEN SESSIONS VICTIM ASSE	65,000.00	-	65,000.00
42410 FINES	750.00	-	750.00
42420 OFFICERS COSTS	15,000.00	-	15,000.00
42450 JAIL FEES	51,000.00	-	51,000.00
42490 DATA ENTRY FEE-JUVENILE	11,000.00	-	11,000.00
42520 OFFICERS COSTS	30,000.00	-	30,000.00
42530 DATA ENTRY FEE -CHANCERY	4,500.00	-	4,500.00
42610 FINES	2,500.00	-	2,500.00
42641 DRUG COURT FEES	25,000.00	-	25,000.00
42900 OTHER FINES/FORFEITURE/P	200.00	-	200.00
42990 OTHER FINES/FORFEITS/PEN	3,725.00	-	3,725.00
<b>Total Fines, Foreitures &amp; Penalties</b>	<b>981,800.00</b>	<b>-</b>	<b>981,800.00</b>

**Charges for Current Services**

43120 PATIENT CHARGES	6,200,000.00	<b>350,000.00</b>	6,550,000.00	TENNCARE SUPPLEMENTAL REVENUE
43140 ZONING STUDIES	4,500.00	-	4,500.00	



43190 OTHER GENERAL SERVICE CH	388,000.00	-	388,000.00
43340 RECREATION FEES	10,000.00	-	10,000.00
43350 COPY FEES	6,400.00	-	6,400.00
43365 ARCHIVE & RECORD MANAGEM	414,000.00	-	414,000.00
43366 GREENBELT LATE APPLICATI	300.00	-	300.00
43370 TELEPHONE COMMISSIONS	66,000.00	-	66,000.00
43380 VENDING MACHINE COLLECTI	85,000.00	-	85,000.00
43392 DATA PROCESSING FEES -RE	75,000.00	-	75,000.00
43393 PROBATION FEES	27,000.00	-	27,000.00
43394 DATA PROCESSING FEES - S	30,000.00	-	30,000.00
43395 SEXUAL OFFENDER FEE - SH	18,000.00	-	18,000.00
43396 DATA PROCESSING FEE-COUN	12,000.00	-	12,000.00
43990 OTHER CHARGES FOR SERVIC	4,200.00	-	4,200.00
<b>Total Charges for Current Services</b>	<b>7,340,400.00</b>	<b>350,000.00</b>	<b>7,690,400.00</b>

#### Other Local Revenues

44110 INTEREST EARNED	400,000.00	-	400,000.00
44120 LEASE/RENTALS	582,458.00	-	582,458.00
44140 SALE OF MAPS	1,000.00	-	1,000.00
44145 SALE OF RECYCLED MATERIA	-	-	-
44170 MISCELLANEOUS REFUNDS	224,169.00	-	224,169.00
44530 SALE OF EQUIPMENT	-	-	-
44990 OTHER LOCAL REVENUES	630,905.00	-	630,905.00
<b>Total Other Local Revenues</b>	<b>1,838,532.00</b>	<b>-</b>	<b>1,838,532.00</b>

#### Fees Received from County Officials

45510 COUNTY CLERK	1,500,000.00	-	1,500,000.00
45520 CIRCUIT COURT CLERK	707,000.00	-	707,000.00
45540 GENERAL SESSIONS COURT C	2,050,000.00	-	2,050,000.00
45550 CLERK & MASTER	370,000.00	-	370,000.00
45560 JUVENILE COURT CLERK	302,134.00	-	302,134.00
45580 REGISTER	1,000,000.00	-	1,000,000.00
45590 SHERIFF	38,000.00	-	38,000.00
45610 TRUSTEE	3,300,000.00	-	3,300,000.00
<b>Total Fees Received from County Officials</b>	<b>9,267,134.00</b>	<b>-</b>	<b>9,267,134.00</b>

#### State of Tennessee

46110 JUVENILE SERVICES PROGRA	580,011.00	-	580,011.00
46190 OTHER GENERAL GOVERNMENT GRANT	10,000.00	-	10,000.00
46210 LAW ENFORCEMENT TRAINING	65,400.00	-	65,400.00
46390 OTHER HEALTH & WELFARE G	101,150.00	-	101,150.00
46810 FLOOD CONTROL	500.00	-	500.00
46830 BEER TAX	17,500.00	-	17,500.00
46835 VEHICLE CERTIFICATE OF T	21,000.00	-	21,000.00
46840 ALCOHOLIC BEVERAGE TAX	230,000.00	-	230,000.00
46851 STATE REVENUE SHARING -	1,648,544.00	-	1,648,544.00
46880 BOARD OF JURORS	5,000.00	-	5,000.00
46890 PRISONER TRANSPORTATION	22,000.00	-	22,000.00
46915 CONTRACTED PRISONER BOAR	1,590,000.00	-	1,590,000.00
46960 REGISTRAR'S SALARY SUPPL	15,164.00	-	15,164.00
46980 OTHER STATE GRANTS	3,461,502.00	-	3,461,502.00
46990 OTHER STATE REVENUES	27,000.00	-	27,000.00
<b>Total State of Tennessee</b>	<b>7,794,771.00</b>	<b>-</b>	<b>7,794,771.00</b>

#### Federal Revenues

47235 HOMELAND SECURITY GRANTS	373,940.00	-	373,940.00
47590 OTHER FEDERAL THROUGH STATE	201,431.00	-	201,431.00
47700 ASSET FORFEITURE FUNDS	2,000.00	-	2,000.00
47990 OTHER DIRECT FEDERAL REV	20,000.00	-	20,000.00
<b>Total Federal Revenues</b>	<b>597,371.00</b>	<b>-</b>	<b>597,371.00</b>

#### Other Governments & Citizen Groups

48110 PRISONER BOARD	-	-	-
48130 CONTRIBUTIONS	167,000.00	-	167,000.00
48610 DONATIONS	214,860.00	-	214,860.00

<b>101-55120-00000-55-48610</b>	<b>1,000.00</b>	<b>1,500.00</b>	<b>2,500.00</b>	ANIMAL CONTROL DONATION FOR SPAY/NEUTER
<b>Total Other Governments &amp; Citizen Groups</b>	<b>382,860.00</b>	<b>1,500.00</b>	<b>384,360.00</b>	

#### Non-Revenue Source

49700 INSURANCE RECOVERY	-	-	-	
<b>101-54110-00000-54-49700</b>	<b>-</b>	<b>69,641.00</b>	<b>69,641.00</b>	SHERIFFS INSURANCE RECOVERY

49800 OPERATING TRANSFERS	294,492.00	10,600.00	305,092.00	USE OF SHERIFF'S DP RESERVES
<i>Total Non-Revenue Source</i>	<u>294,492.00</u>	<u>80,241.00</u>	<u>305,092.00</u>	
<i>TOTAL GENERAL FUND REVENUES</i>	<u>80,662,362.00</u>	<u>431,741.00</u>	<u>81,094,103.00</u>	

**Montgomery County Government**  
**Schedule 1**  
**General Fund Budget**

	<b>2017-2018 Budget as of 12/8/2017</b>	<b>Proposed Increase (Decrease)</b>	<b>2017-2018 Amended Budget</b>	
51100 COUNTY COMMISSION	345,316	-	345,316	
<b>101-51100-00000-51-53990</b>	<b>9,000</b>	<b>50,000</b>	<b>59,000</b>	CHARTER COMMISSION
51210 BOARD OF EQUALIZATION	3,227	-	3,227	
51220 BEER BOARD	2,020	-	2,020	
51240 OTHER BOARDS & COMMITTEE	5,168	-	5,168	
51300 COUNTY MAYOR	514,565	-	514,565	
51310 HUMAN RESOURCES	398,535	-	398,535	
51400 COUNTY ATTORNEY	75,000	-	75,000	
51500 ELECTION COMMISSION	648,779	-	648,779	
51600 REGISTER OF DEEDS	509,001	-	509,001	
51720 PLANNING	314,592	-	314,592	
51730 BUILDING	341,540	-	341,540	
51750 CODES COMPLIANCE	893,762	-	893,762	
51760 GEOGRAPHICAL INFO SYSTEM	221,740	-	221,740	
51800 COUNTY BUILDINGS	397,729	-	397,729	
51810 FACILITIES	2,636,216	-	2,636,216	
51900 OTHER GENERAL ADMINISTRATION	1,224,248	-	1,224,248	
51910 ARCHIVES	207,853	-	207,853	
52100 ACCOUNTS & BUDGETS	698,464	-	698,464	
52200 PURCHASING	310,906	-	310,906	
52300 PROPERTY ASSESSOR'S OFFICE	1,316,194	-	1,316,194	
52400 COUNTY TRUSTEES OFFICE	707,531	-	707,531	
52500 COUNTY CLERK'S OFFICE	2,353,161	-	2,353,161	
52600 INFORMATION SYSTEMS	2,354,534	-	2,354,534	
52900 OTHER FINANCE	61,300	-	61,300	
53100 CIRCUIT COURT	3,189,322	-	3,189,322	
53300 GENERAL SESSIONS COURT	704,311	-	704,311	
53330 DRUG COURT	70,000	-	70,000	
53400 CHANCERY COURT	626,732	-	626,732	
53500 JUVENILE COURT	1,540,912	-	1,540,912	
<b>101-53500-00000-53-51110-G1770</b>	<b>11,291</b>	<b>77</b>	<b>11,368</b>	FY17 VETERANS TREATMENT COURT GRANT
<b>101-53500-00000-53-52010-G1770</b>	<b>677</b>	<b>24</b>	<b>701</b>	FY17 VETERANS TREATMENT COURT GRANT
<b>101-53500-00000-53-52040-G1770</b>	<b>1,561</b>	<b>(97)</b>	<b>1,464</b>	FY17 VETERANS TREATMENT COURT GRANT
<b>101-53500-00000-53-52120-G1770</b>	<b>14</b>	<b>(4)</b>	<b>10</b>	FY17 VETERANS TREATMENT COURT GRANT
<b>101-53500-00000-53-53070-G1875</b>	<b>1,200</b>	<b>(275)</b>	<b>925</b>	FY18 VETERANS TREATMENT COURT GRANT
<b>101-53500-00000-53-53200-G1875</b>	<b>-</b>	<b>275</b>	<b>275</b>	FY18 VETERANS TREATMENT COURT GRANT
53600 DISTRICT ATTORNEY GENERAL	59,750	-	59,750	
53610 OFFICE OF PUBLIC DEFENSE	7,313	-	7,313	
53700 JUDICIAL COMMISSIONERS	253,195	-	253,195	
53900 OTHER ADMINISTRATION/ JUDGE	517,630	-	517,630	
53910 ADULT PROBATION SERVICES	1,072,784	-	1,072,784	
54110 SHERIFF'S DEPARTMENT	10,403,489	-	10,403,489	
<b>101-54110-00000-54-57090</b>	<b>17,234</b>	<b>10,600</b>	<b>27,834</b>	DATA PROCESSING RESERVES
<b>101-54110-00000-54-57180</b>	<b>669,145</b>	<b>69,641</b>	<b>738,786</b>	VEHICLE REPLACEMENT-INSURANCE RECOVERY OFFER
54120 SPECIAL PATROLS	2,324,993	-	2,324,993	
54160 SEXUAL OFFENDER REGISTRY	14,002	-	14,002	
<b>101-54160-00000-54-54990</b>	<b>1,685</b>	<b>(955)</b>	<b>730</b>	ADJUST ORIGINAL BUDGET TO REQUEST
<b>101-54160-00000-54-57990</b>	<b>438</b>	<b>955</b>	<b>1,393</b>	ADJUST ORIGINAL BUDGET TO REQUEST
54210 JAIL	13,471,478	-	13,471,478	
54220 WORKHOUSE	1,919,715	-	1,919,715	
54230 COMMUNITY CORRECTIONS	493,802	-	493,802	
54240 JUVENILE SERVICES	224,028	-	224,028	
<b>101-54240-00000-54-51620-G5234</b>	<b>419</b>	<b>(419)</b>	<b>-</b>	AT-RISK GRANT
<b>101-54240-00000-54-51110-G5234</b>	<b>41,935</b>	<b>419</b>	<b>42,354</b>	AT-RISK GRANT
<b>101-54240-00000-54-53070-G5234</b>	<b>-</b>	<b>450</b>	<b>450</b>	AT-RISK GRANT
<b>101-54240-00000-54-53550-G5234</b>	<b>1,500</b>	<b>(100)</b>	<b>1,400</b>	AT-RISK GRANT
<b>101-54240-00000-54-53560-G5234</b>	<b>1,000</b>	<b>(100)</b>	<b>900</b>	AT-RISK GRANT
<b>101-54240-00000-54-54990-G5234</b>	<b>11,783</b>	<b>(250)</b>	<b>11,533</b>	AT-RISK GRANT

54310 FIRE PREVENTION & CONTRO	445,345	-	445,345	
54410 EMERGENCY MANAGEMENT	520,498	-	520,498	
54490 OTHER EMERGENCY MANAGEMENT	188,074	-	188,074	
<b>101-54490-00000-54-57900-G1550</b>	<b>92,929</b>	<b>(6,600)</b>	<b>86,329</b>	FY15 HOMELAND SECURITY GRANT
<b>101-54490-00000-54-57080-G1550</b>	<b>6,644</b>	<b>6,600</b>	<b>13,244</b>	FY15 HOMELAND SECURITY GRANT
54610 COUNTY CORONER / MED EXA	224,700	-	224,700	
55110 HEALTH DEPARTMENT	409,104	-	409,104	
55120 RABIES & ANIMAL CONTROL	950,289	-	950,289	
<b>101-55120-00000-55-53570</b>	<b>40,000</b>	<b>1,500</b>	<b>41,500</b>	VETERINARY SERVICES-DONATION OFFSET
55130 AMBULANCE SERVICE	11,099,860		11,099,860	
<b>101-55130-00000-55-55990</b>	<b>-</b>	<b>140,000</b>	<b>140,000</b>	TENNCARE CHARGES
55190 OTHER LOCAL HLTH SRVCS	2,915,700		2,915,700	
55390 APPROPRIATION TO STATE	218,887	-	218,887	
55590 OTHER LOCAL WELFARE SERV	20,825	-	20,825	
55900 OTHER PUBLIC HEALTH & WE	2,500	-	2,500	
56500 LIBRARIES	2,017,694	-	2,017,694	
56700 PARKS & FAIR BOARDS	1,009,837	-	1,009,837	
56900 OTHER SOCIAL, CULTURAL &	9,688	-	9,688	
57100 AGRICULTURAL EXTENSION S	373,775	-	373,775	
57300 FOREST SERVICE	2,000	-	2,000	
57500 SOIL CONSERVATION	33,346	-	33,346	
58110 TOURISM	1,566,650	-	1,566,650	
58120 INDUSTRIAL DEVELOPMENT	1,368,807	-	1,368,807	
58220 AIRPORT	234,125	-	234,125	
58300 VETERAN'S SERVICES	537,738	-	537,738	
58400 OTHER CHARGES	2,316,406	-	2,316,406	
<b>101-58400-00000-58-55990</b>	<b>-</b>	<b>5,500</b>	<b>5,500</b>	TAXES FOR NEW LAND PURCHASES
58500 CONTRIBUTION TO OTHER AG	847,000	-	847,000	
58600 EMPLOYEE BENEFITS	457,900	-	457,900	
58900 MISC-CONT RESERVE	20,500	-	20,500	
64000 LITTER & TRASH COLLECTIO	123,477	-	123,477	
99100 OPERATING TRANSFERS	581,000	-	581,000	
<b>Total General Fund Expenditures</b>	<b>82,839,017</b>	<b>(154,500)</b>	<b>83,116,258</b>	

	Beginning	Restated Beginning
<b>Estimated Fund Balance</b>		
<b>Nonspendable</b>		
<b>Restricted Committed</b>		
<b>Assigned</b>		
<b>Unassigned</b>		
<b>Total Esitimated Fund Balance</b>		



**County Clerk's Report**  
**January 8, 2018**

Comes Teresa Cottrell, Chief Deputy Clerk, on behalf of Kellie A. Jackson, County Clerk, Montgomery County, Tennessee, and presents the County Clerk's Report for the month of December, 2017.

I hereby request that the persons named on the list of new applicants to the office of Notary Public be elected. The Oaths of the Sheriff's Deputies, and Oath of the Deputy County Official, are approved as taken.

This report shall be spread upon the minutes of the Board of County Commissioners.

This the 8<sup>th</sup> day of January, 2018.

Kellie A. Jackson, Clerk  
County Clerk  
By: Teresa Cottrell, co



### OATHS OF DEPUTIES SHERIFF

NAME	OFFICE	DATE
Debbie Michelle Abrams	Deputy Sheriff	12/15/2017
Julia Suzan Campbell	Deputy Sheriff	12/15/2017
John Cecil Cornett	Deputy Sheriff	12/15/2017
Christopher Thomas Drechsler	Deputy Sheriff	12/15/2017
Michael Douglas Larson	Deputy Sheriff	12/15/2017
Marcus Nathan Lax	Deputy Sheriff	12/15/2017
Samuel Frederick Mannhardt	Deputy Sheriff	12/15/2017
David Michael Skwiat, Jr.	Deputy Sheriff	12/15/2017
Gayland Alexander Thompson	Deputy Sheriff	12/15/2017
Dante Leshawn Turner	Deputy Sheriff	12/15/2017

### OATH OF DEPUTY COUNTY OFFICIAL

NAME	OFFICE	DATE
Courtney Briggs	Deputy Circuit Court Clerk	12/04/2017

MONTGOMERY COUNTY CLERK  
KELLIE A JACKSON COUNTY CLERK  
350 PAGEANT LANE SUITE 502  
CLARKSVILLE TN 37040  
Telephone 931-648-5711  
Fax 931-572-1104

Notaries to be elected January 08,2018

NAME	HOME ADDRESS AND PHONE	BUSINESS ADDRESS AND PHONE
1. PAOLA ANDREA BAUGH	979 GUINEVERE CT CLARKSVILLE TN 37040 352 445 2588	2021 MEMORIAL BLVD SPRINGFIELD TN 37172 615 384 0588
2. TAMMY K CHAPPELL	930 KINGSBURY DR UNIT B CLARKSVILLE TN 37040 931 221 9241	2698 MADISON ST CLARKSVILLE TN 37043 931 245 4260
3. MICHELLE COMPERRY	455 MCADOO CREEK RD. CLARKSVILLE ETN 37043 931-358-0081	2317 RUDOLPH TOWN RD. CLARKSVILLE TN 37043 931-647-9737
4. SARAH N. COVINGTON	565 SUMMIT VIEW CIRCLE CLARKSVILLE TN 37043 931-801-0293	330 WARFIELD BLVD. CLARKSVILLE TN 37043 931-648-0645
5. MICHAEL W DALE	113 FRANKLIN ST APT 3C CLARKSVILLE TN 37040 931 561 7794	2 MILLENNIUM PLAZE STE 101 CLARKSVILLE TN 37040 931 648 5703
6. STEPHANIE FEURING	150 FAIRVIEW LANE UNIT 710 CLARKSVILLE TN 37040 931 220 9200	116 CENTER POINTE DR CLARKSVILLE TN 37040 931 647 0677
7. BRANDEN GUERTIN	197 DALE TERRACE CLARKSVILLE TN 37042 806 231 1044	
8. JENNIFER R HICKS	132 BUTTERMERE DR. CLARKSVILLE TN 37040 931 249 2751	1210 WEST CREEK COYOTE TRAIL CLARKSVILLE TN 37042 931 503 1788
9. CHERYL L. LANKFORD	2580 HEDGEROW LANE CLARKSVILLE TN 37043 931 368 0459	310 N 1ST STREET CLARKSVILLE TN 37040 931 571 1212
10. SYDNEY LITCHFIELD	240 FORBES AVE CLARKSVILLE TN 37040 765 749 1111	127 SOUTH THIRD ST CLARKSVILLE TN 37040 931 645 9900
11. TERRY D PAGE	329 FAIRWAY DR CLARKSVILLE TN 37043 931 624 1531	900 PROVIDENCE BLVD CLARKSVILLE TN 37042 931-648-2104
12. POLLY WALLACE PARKER	1788 DUNBAR ROAD WOODLAWN TN 37191 931 249 4422	1430 MADISON ST CLARKSVILLE TN 37040 931 920 1510

MONTGOMERY COUNTY CLERK  
KELLIE A JACKSON COUNTY CLERK  
350 PAGEANT LANE SUITE 502  
CLARKSVILLE TN 37040  
Telephone 931-648-5711  
Fax 931-572-1104

Notaries to be elected January 08,2018

NAME	HOME ADDRESS AND PHONE	BUSINESS ADDRESS AND PHONE
13. BONNIE H. WELCH	112 DANFORD DR CLARKSVILLE TN 37043 931 358 0392	112 DANFORD DR CLARKSVILLE TN 37043 931 216 1736
14. HANNAH WILSON	3740 SILVER FOX CT CLARKSVILLE TN 37040 706 550 2981	308 S SECOND ST CLARKSVILLE TN 37040 931 552 1480
15. KATHI S WILSON	216 SHERWOOD HILLS DR CLARKSVILLE TN 37042 931 561 1812	2279 RALEIGH CT CLARKSVILLE TN 37043 931 647 6516





**Montgomery County Government**  
**Building and Codes Department**

Phone  
931-648-5718

350 Pageant Lane Suite 309  
Clarksville, TN 37040

Fax  
931-553-5121

**Memorandum**

**TO:** Jim Durrett, County Mayor  
**FROM:** Rod Streeter, Building Commissioner *RS*  
**DATE:** January 3, 2018  
**SUBJ:** December 2017 PERMIT REVENUE REPORT

---

The number of permits issued in December 2017 is as follows: Building Permits 90, Grading Permits 5, Mechanical Permits 64, and Plumbing Permits 12 for a total of 171 permits.

The total cost of construction was \$202,547,537.00. The revenue is as follows: Building Permits \$252,469.50, Grading Permits \$3,030.00, Plumbing Permits \$1,150.00, Mechanical Permits: \$5,650.00 Plans Review \$11,429.95, BZA \$250.00, Re-Inspections \$650.00, Pre-Inspection \$0.00, Safety Inspection \$0.00, and Miscellaneous Fees \$0.00 the total revenue received in December 2017 was \$274,629.45.

**FISCAL YEAR 2017/2018 TOTALS TO DATE:**

NUMBER OF SINGLE FAMILY PERMITS:	323
COST OF CONSTRUCTION:	\$387,897,040.00
NUMBER OF BUILDING PERMITS:	537
NUMBER OF PLUMBING PERMITS:	122
NUMBER OF MECHANICAL PERMITS:	423
NUMBER OF GRADING PERMITS:	16
BUILDING PERMITS REVENUE:	\$655,708.00
PLUMBING PERMIT REVENUE:	\$12,040.00
MECHANICAL PERMIT REVENUE:	\$39,530.00
GRADING PERMIT REVENUE:	\$11,657.00
RENEWAL FEES:	\$100.00
PLANS REVIEW FEES:	\$358,972.65
BZA FEES:	\$1,750.00
RE-INSPECTION FEES:	\$2,900.00
PRE-INSPECTION FEES:	\$0.00
SAFETY INSPECTION FEES:	\$0.00
MISCELLANEOUS FEES:	\$0.00
MISC REFUNDS	\$94,158.00
SWBA	\$0.00
TOTAL REVENUE:	\$988,399.65

**DECEMBER 2017 GROUND WATER PROTECTION**

The number of septic applications received for December 2017 was 18 with total revenue received for the county was \$0.00 (State received \$12,950.00).

The lease agreement beginning on July 1, 2017-June 30, 2018 was agreed upon between the County and State.

The number of Septic Tank Disclosure requests for December 2017. **\*\*Effective December 16, 2008 Ground Water Protection no longer provides this service.\*\***

**FISCAL YEAR 2017/2018 TOTALS TO DATE:**

NUMBER OF GROUND WATER APPLICATIONS (SEPTIC)	141
NUMBER OF SEPTIC TANK DISCLOSURE REQUEST	0
GROUND WATER PROTECTION (STATE: \$74,025.00)	\$0.00
 TOTAL REVENUE:	 \$988,399.65

RS/bf

cc: Jim Durrett, County Mayor  
Jeff Taylor, Accounts and Budgets  
Kellie Jackson, County Clerk



**MONTGOMERY  
COUNTY**  
TENNESSEE

**Montgomery County Government**


**Building and Codes Department**

350 Pageant Lane Suite 309  
Clarksville, TN 37040

Phone  
931-648-5718

Fax  
931-553-5121

**Memorandum**

**TO:** Jim Durrett, County Mayor  
**FROM:** Rod Streeter, Building Commissioner   
**DATE:** January 3, 2018  
**SUBJ:** December 2017 ADEQUATE FACILITIES TAX REPORT

---

The total number of receipts issued in December 2017 is as follows: City 44 and County 69 for a total of 113.

There were 102 receipts issued on single-family dwellings, 4 receipts issued on multi-family dwellings with a total of 9 units, 0 receipts issued on condominiums with a total of 0 units, 0 receipts issued on townhouses. There was 1 exemption receipt issued.

The total taxes received for December 2017 was \$58,500.00

The total refunds issued for December 2017 was \$0.00.

Total Adequate Facilities Tax Revenue for December 2017 was \$58,500.00

**FISCAL YEAR 2017/2018 TOTALS TO DATE:**

TOTAL NUMBER OF Adequate Facilities Tax Receipts Issued:	City:	459
	County:	369
	Total:	828

TOTAL REFUNDS:	\$0.00
----------------	--------

TOTAL TAXES RECEIVED:	\$503,500.00
-----------------------	--------------

<u>NUMBER OF LOTS AND DWELLINGS ISSUED</u>	<u>CITY</u>	<u>COUNTY</u>	<u>TOTAL</u>
LOTS 5 ACRES OR MORE:	0	37	37
SINGLE-FAMILY DWELLINGS:	388	320	708
MULTI-FAMILY DWELLINGS (25 Receipts):	168	4	172
CONDOMINIUMS: (42 Receipts)	42	0	42
TOWNHOUSES:	0	0	0
EXEMPTIONS: (9 Receipts)	4	5	9
REFUNDS ISSUED: (0 Receipt)	(0)	(0)	(0)

RS/bf

cc: Jim Durrett, County Mayor  
Jeff Taylor, Accounts and Budgets  
Kellie Jackson, County Clerk



**Montgomery County, Tennessee**  
**Office of Trustee**  
**Monthly Financial Report**  
**For the Month Ending 12/31/2017**

<b>ASSET</b>		<b><u>Beginning Balance</u></b>	<b><u>Debits</u></b>	<b><u>Credits</u></b>	<b><u>Ending Balance</u></b>
999-11120	CASH ON HAND	1,300.00	21,840,410.94	21,840,410.94	1,300.00
999-11130-001	CASH IN BANK-BANK OF AMERICA	847.47			847.47
999-11130-003	F & M BANK-TAX PAYMENTS	176,490.77	309,285.44	154,619.00	331,157.21
999-11130-006	PLANTERS BANK-MMA(TAX ACCOUNT)	1.00	7,072,145.62	553,222.49	6,518,924.13
999-11130-008	CUMBERLAND BK - TAX ACCOUNT	62,592.23	64,151.11	32,068.00	94,675.34
999-11130-022	PLANTERS BANK-OTHER CNTY GOVT CC	232,591.01	22,453.93	12,130.06	242,914.88
999-11130-025	LEGENDS BANK - BI-COUNTY FEES	10,000.00	59,714.98	59,714.98	10,000.00
999-11130-026	PLANTERS BANK -209	15,774.79	4,373.23	321.38	19,826.64
999-11130-027	REGIONS - OPERATING	19,634,008.11	101,276,441.58	73,195,608.85	47,714,840.84
999-11130-028	REGIONS - MCG CLEARING	0.00	4,808,022.18	4,808,022.18	0.00
999-11130-029	REGIONS - SCHOOL CLEARING	0.00	7,270,783.07	7,270,783.07	0.00
999-11300-001	PLANTERS BANK MMA-101	101,711.32	20.90		101,732.22
999-11300-002	PLANTERS BANK CD-101	5,329,538.46	4,075.28		5,333,613.74
999-11300-004	LEGENDS BANK - 207	4,087,633.35	55,670.64	18.00	4,143,285.99
999-11300-006	PLANTERS BANK-DEPOSIT ACCT	15,564,163.11	23,794,849.71	9,213,870.49	30,145,142.33
999-11300-011	SYNOVUS - SHARED CD - 101	14,537,658.39	7,240.40		14,544,898.79
999-11300-014	PLANTERS BANK MMA-101	0.00			0.00
999-11300-016	CAPSTAR BANK CDARS-101	15,485,075.83	11,450.28		15,496,526.11
999-11300-019	LOCAL GOVT INVESTMENT POOL 101	46,963.03	42.08		47,005.11
999-11300-026	BANK OF NASHVILLE / SYNOVUS	3,789,807.36	1,430.97	4,599.00	3,786,639.33
999-11300-027	CAPITAL BANK - CDARS	14,320,698.57	10,550.12		14,331,248.69
999-11300-028	REGIONS - CAPITAL PROJECTS	30,952,650.26	5,023,774.73	5,000,000.00	30,976,424.99
999-11300-029	REGIONS - GO PUBLIC IMPROVEMENT	2,647,341.21	2,033.42		2,649,374.63
999-11300-030	REGIONS - WORKER'S COMP	843,925.23	648.22		844,573.45
999-11300-035	REGIONS - E911	432,587.18	332.27		432,919.45
999-11300-036	REGIONS - EMS HANKOOK	308,186.77	236.72		308,423.49
999-11300-037	REGIONS - DEBT SERVICE	216,862.69	166.57		217,029.26
999-11300-038	REGIONS - UNEMPLOYMENT TRUST	116,325.38	89.35		116,414.73
999-11300-039	REGIONS - DTF	141,566.75	108.74		141,675.49
999-11300-040	HILLIARD LYONS	15,091,381.36			15,091,381.36
999-11300-041	2016A G.O. PUBLIC IMPROVEMENT BOND	3,514,550.01	3,541.58		3,518,091.59
999-11405	CHECKS WITH INSUFFICIENT FUNDS	2,465.53			2,465.53
999-11410	STATE OF TN TAX RELIEF CURR YR	240,852.00	202,742.00	220,432.00	223,162.00
999-11515	MONTGOMERY COUNTY RELIEF	0.00	20,445.00	20,445.00	0.00
999-11890	MORTGAGE CLEARING	0.00	41,847,738.00	41,847,738.00	0.00
		<b>147,905,549.17</b>	<b>213,714,969.06</b>	<b>164,234,003.44</b>	<b>197,386,514.79</b>

LIABILITY		<u>Beginning Balance</u>	<u>Debits</u>	<u>Credits</u>	<u>Ending Balance</u>
101-21353	PLANNING COMMISSION	0.00			0.00
101-21560	DUE TO LITIGANTS HEIRS AND OTHERS	0.00			0.00
999-20040	EXCESS LAND SALE PAYMENTS 2004	25,830.63			25,830.63
999-20120	EXCESS LAND SALE PAYMENTS 2012	399.21			399.21
999-20130	EXCESS LAND SALE PAYMENTS 2013	141,162.29			141,162.29
999-20140	EXCESS LAND SALE PAYMENTS 2014	54,426.72			54,426.72
999-22200	OVERPAYMENTS	7,835.87		361,114.00	368,949.87
999-24105	CREDIT CARD FEES	0.00			0.00
999-26500	STOP PAYMENTS	0.00			0.00
999-27700	TRUSTEE'S HOLDING ACCOUNT	0.00			0.00
999-28310	UNDISTRIBUTED TAXES	0.00			0.00
999-29900	FEE/COMMISSION ACCOUNT	236,783.37	236,324.71	1,187,929.65	1,188,388.31
101	COUNTY GENERAL FUND	13,507,368.00	5,892,938.76	23,275,117.11	30,889,546.35
122	DRUG CONTROL FUND	108,529.12	29,131.26	537.09	79,934.95
131	GENERAL ROAD FUND	3,059,283.50	542,278.41	2,708,470.43	5,225,475.52
141	GENERAL PURPOSE SCHOOL FUND	30,802,544.96	20,484,244.17	33,840,212.56	44,158,513.35
142	SCHOOL FEDERAL PROJECTS FUND	2,344,487.45	1,957,393.02	1,713,357.88	2,100,452.31
143	CHILD NUTRITION FUND	3,557,146.09	1,205,176.34	1,114,570.46	3,466,540.21
144	SCHOOL SYSTEM TRANS FUND	2,050,279.91	1,088,505.45	2,568,000.81	3,529,775.27
146	EXTENDED SCHOOL PROGRAM FUND	164,486.49	2,275.00	200.00	162,411.49
151	DEBT SERVICE FUND	30,350,834.96	800,114.86	16,639,145.03	46,189,865.13
171	CAPITAL PROJECTS FUND	35,986,054.04	2,679,506.52	1,333,345.13	34,639,892.65
177	EDU CAPITAL PROJECTS FUND	1,689,863.60	171,705.53		1,518,158.07
204	E911 COMMUNICATION DIST.	1,743,432.76	189,112.84	400,939.46	1,955,259.38
207	BI-COUNTY LANDFILL	4,492,041.63	936,431.20	611,654.88	4,167,265.31
209	LIBRARY FUND	528,345.86	159,392.13	48,359.55	417,313.28
263	SELF INSURANCE TRUST FUND	16,015,270.45	4,978,289.44	5,031,915.00	16,068,896.01
266	WORKERS' COMPENSATION	547,495.08	26,225.89	5,162.91	526,432.10
267	UNEMPLOYMENT COMPENSATION	38,274.84	4,701.74	4,701.74	38,274.84
351	CITY OF CLARKSVILLE - SALES TAX	0.00	1,371,427.06	1,371,427.06	0.00
356	CITY OF CLARKSVILLE	0.00			0.00
362	MGC RAIL AUTHORITY	2,498.49		0.67	2,499.16
363	JUDICIAL DISTRICT DRUG FUND	336,097.49	16,213.47	14,138.61	334,022.63
364	DISTRICT ATTORNEY FUND	64,776.36	1,380.15	23,433.54	86,829.75
365	PORT AUTHORITY	50,000.00			50,000.00
		<b>147,905,549.17</b>	<b>42,772,767.95</b>	<b>92,253,733.57</b>	<b>197,386,514.79</b>

This report is submitted in accordance with requirements of section 5-8-505,  
and/or 67-5-1902, Tennessee Code Annotated, and to the best of my knowledge,  
information and belief accurately reflects transactions of this office for the year ended June 30, 2018.

Brenda S. Radford      1/5/2018  
Signature                      Date

Montgomery County Trustee  
Title



CLARKSVILLE-MONTGOMERY COUNTY										
SALES TAX COLLECTIONS COMPARISON REPORT										
	2007-2008	2008-2009	2009-2010	2010-2011	2011-2012	2012-2013	2013-2014	2014-2015	2015-2016	2016-2017
July	\$ 3,851,625.57	\$ 3,807,908.75	\$ 3,944,322.43	\$ 3,973,449.15	\$ 4,368,524.95	\$ 4,969,328.68	\$ 4,610,593.54	\$ 4,852,678.91	\$ 5,168,417.10	\$ 5,108,887.39
August	\$ 4,048,062.83	\$ 3,969,101.90	\$ 4,155,944.24	\$ 4,485,348.58	\$ 4,365,279.31	\$ 4,770,982.11	\$ 4,742,043.02	\$ 5,021,678.21	\$ 5,207,421.78	\$ 5,488,585.29
September	\$ 3,697,338.74	\$ 3,591,425.40	\$ 3,765,577.37	\$ 4,044,918.09	\$ 4,687,426.40	\$ 4,458,831.11	\$ 4,419,749.47	\$ 4,702,911.95	\$ 5,180,576.80	\$ 5,168,524.78
October (August Coll.)	\$ 3,813,108.63	\$ 3,666,073.38	\$ 3,836,157.44	\$ 3,971,998.55	\$ 5,337,736.53	\$ 4,615,095.98	\$ 4,466,644.01	\$ 4,728,833.37	\$ 4,864,832.93	\$ 5,153,508.18
November	\$ 3,900,630.43	\$ 3,614,756.11	\$ 3,824,985.82	\$ 3,943,598.18	\$ 5,120,107.11	\$ 4,634,486.72	\$ 4,613,925.43	\$ 4,903,526.36	\$ 5,121,809.98	\$ 5,382,914.73
December	\$ 3,476,063.68	\$ 3,479,758.37	\$ 3,746,233.68	\$ 3,865,625.08	\$ 4,668,853.03	\$ 4,330,938.36	\$ 4,538,509.17	\$ 4,800,598.96	\$ 4,805,275.18	\$ 5,035,853.77
January	\$ 3,782,928.31	\$ 3,911,901.46	\$ 3,918,328.61	\$ 3,978,924.86	\$ 4,936,179.84	\$ 4,575,580.98	\$ 4,681,693.42	\$ 5,011,973.14	\$ 5,151,710.36	\$ 5,319,404.23
February	\$ 4,792,942.94	\$ 4,984,794.05	\$ 5,220,113.70	\$ 5,316,606.81	\$ 6,261,020.97	\$ 5,624,805.48	\$ 5,928,617.84	\$ 6,595,642.59	\$ 6,735,732.86	\$ 7,131,134.54
March	\$ 3,158,680.40	\$ 3,529,385.22	\$ 3,579,055.71	\$ 3,519,094.43	\$ 4,247,079.33	\$ 3,885,858.93	\$ 4,043,956.23	\$ 4,367,324.16	\$ 4,503,712.84	\$ 4,734,698.38
April	\$ 3,351,393.11	\$ 3,738,282.75	\$ 3,801,787.78	\$ 3,944,756.92	\$ 4,803,176.86	\$ 4,286,888.78	\$ 4,580,279.94	\$ 4,341,404.11	\$ 4,911,278.37	\$ 4,594,902.21
May	\$ 3,814,407.26	\$ 4,044,427.55	\$ 4,305,544.93	\$ 4,527,749.91	\$ 5,310,119.72	\$ 4,751,487.50	\$ 4,933,619.42	\$ 5,157,153.72	\$ 5,522,250.32	\$ 5,755,448.68
June	\$ 3,543,826.22	\$ 3,833,299.78	\$ 4,050,116.50	\$ 4,365,430.36	\$ 4,774,273.97	\$ 4,546,342.21	\$ 4,722,890.55	\$ 4,942,895.62	\$ 5,182,876.37	\$ 5,536,547.51
TOTAL	\$ 45,231,008.12	\$ 46,171,114.72	\$ 48,148,168.21	\$ 49,937,500.92	\$ 58,879,778.02	\$ 55,450,626.84	\$ 56,282,522.04	\$ 59,426,621.10	\$ 62,355,894.89	\$ 64,410,409.69
Increase/Decrease	(\$525,338.19)	\$940,106.60	\$ 1,977,053.49	\$ 1,789,332.71	\$ 8,942,277.10	(\$3,429,151.18)	\$ 831,895.20	\$ 3,144,099.06	\$ 2,929,273.79	\$ 2,054,514.80
MONTH	2017-2018	2018-2019	2019-2020	2020-2021	2021-2022	2022-2023	2023-2024	2024-2025	2025-2026	2026-2027
July	\$ 5,593,532.25									
August	\$ 5,679,437.81									
September	\$ 5,386,830.74									
October	\$ 5,308,674.32									
November	\$ 5,730,063.05									
December	\$ 5,408,782.14									
January										
February										
March										
April										
May										
June										
Total	\$ 33,107,320.31	\$ -	\$ -	\$ -	\$ -	\$ -	\$ -	\$ -	\$ -	\$ -
		\$ (33,107,320.31)	\$ -	\$ -	\$ -	\$ -	\$ -	\$ -	\$ -	\$ -
Brenda E. Radford, Montgomery County Trustee , December 27, 2017					Events that mark Notable Change in Clarksville/Montgomery County Sales Tax Revenue					
				FISCAL YEAR		EVENT				
Dec., 2007-The Worst Recession since the Great Depression began				2007-2008		Presidential Election/Housing Crisis/Banking/Stock Market/Interest Rates Decline/"The Big				
June, 2009-Official Ending of the Worst Recession since the Great Depression				2007-2008		Operation Enduring Freedom				
October, 2010-"This is the Slowest and Feeblest Recovery in the U.S.A.'s History,"--Steve Forbes				9/2008 \$200 Bill, Federal Bailout of Fannie & Freddie, Lehman Chap. 11, Merrill bought by BofA, AIG loaned \$851						
First Quarter, 2011-4/4&13/11 WSJ called the US Economy "The Incredible Shrinking Recovery"-The US Economy appears to have grown by little more than 1.5% in the 1st Qtr., well below the 4% annualized most expected back in January.										
It is no coincidence that bank earnings have been retreating as well. Inflation/Stagflation, in the 3 months ending Feb., 2011, was running at an annualized rate of 5.6% and does not come close to compensating Investors with their current low interest rate of .00%-.25%.										
WSJ-"Great Symbolic Blow" 8/5/11-America Gets Downgraded from AAA+ to AA+ by Standard & Poors-now 18 countries in the world have a better credit rating than the U.S.A.										
Jan, 2013-THE NEW YORK TIMES Matthew Bishop "The latest green shoots of recovery in the Unites States already show signs of turning brown." Paul Krugman "Without a radical change in economic policy in both the Unites States and Europe,				the likiest outcome is a prolonged depression, perhaps not as "great" as in the 1930's but with clear similarities, above all in the immense human cost of needlessly high unemployment."						
Jan, 14, 2013 Hemlock Semiconductor LLC delays the start up of the Clarksville facility.				For Calendar Year 2013-Economists are predicting a 1.4% GDP						
October 14, 2013, Hankook Tire coming to Clarksville with 1,800 direct jobs and build an \$800million manufacturing facility in Clarksville/Montgomery County										
December 16, 2014-Fort Campbell uncertainty and Hemlock to close permanently. Leaf Chronicle										

CLARKSVILLE-MONTGOMERY COUNTY  
SALES TAX COLLECTIONS COMPARISON REPORT

	1987-1988	1988-1989	1989-1990	1990-1991	1991-1992	1992-1993	1993-1994	1994-1995	1995-1996	1996-1997
July	\$929,740.75	\$1,006,898.41	\$1,198,187.38	\$1,221,238.48	\$1,463,188.55	\$1,371,735.73	\$1,532,846.38	\$1,704,149.99	\$1,889,315.99	\$2,146,942.05
August	\$905,088.00	\$1,082,284.09	\$1,111,358.21	\$1,223,369.76	\$1,426,836.48	\$1,460,862.21	\$1,620,804.47	\$1,759,237.96	\$1,970,780.72	\$2,103,620.27
September	\$895,435.35	\$916,194.64	\$1,091,427.62	\$1,288,894.45	\$1,376,740.77	\$1,408,651.13	\$1,554,556.24	\$1,687,152.04	\$1,858,978.68	\$1,973,122.33
October	\$930,956.46	\$971,312.36	\$1,085,514.69	\$1,207,050.80	\$1,353,250.88	\$1,446,283.60	\$1,507,265.11	\$1,826,647.21	\$1,949,680.79	\$2,048,149.56
November	\$837,816.33	\$961,516.21	\$1,096,153.30	\$1,133,659.69	\$1,294,536.19	\$1,452,811.33	\$1,590,384.18	\$1,729,932.18	\$1,953,042.48	\$2,069,137.24
December	\$931,299.37	\$920,346.77	\$1,063,699.57	\$1,082,926.44	\$1,326,833.34	\$1,434,548.44	\$1,539,095.87	\$1,693,677.77	\$1,911,299.76	\$1,939,431.72
January	\$875,147.01	\$980,050.41	\$1,131,062.50	\$1,119,818.95	\$1,362,535.22	\$1,460,081.92	\$1,608,017.50	\$1,758,210.88	\$1,924,292.78	\$1,873,283.64
February	\$1,186,462.15	\$1,252,624.47	\$1,426,699.33	\$1,412,600.77	\$1,760,482.43	\$1,885,048.33	\$2,026,104.61	\$2,352,000.97	\$2,641,790.60	\$3,085,634.22
March	\$760,932.10	\$845,641.99	\$995,603.23	\$979,512.05	\$1,181,681.23	\$1,257,905.81	\$1,319,491.20	\$1,435,977.75	\$1,630,518.61	\$1,675,076.32
April	\$750,875.81	\$849,055.30	\$1,003,881.57	\$945,001.09	\$1,244,217.16	\$1,282,214.57	\$1,362,296.01	\$1,498,418.93	\$1,756,462.14	\$1,832,097.32
May	\$931,601.06	\$1,064,430.07	\$1,160,795.59	\$1,199,701.50	\$1,362,701.89	\$1,433,422.32	\$1,678,949.40	\$1,867,773.18	\$1,989,368.74	\$2,127,149.58
June	\$993,848.73	\$1,084,484.71	\$1,207,470.06	\$1,303,600.81	\$1,394,251.55	\$1,503,164.98	\$1,678,119.72	\$1,893,865.18	\$1,975,042.56	\$2,144,205.31
TOTAL	\$10,929,203.12	\$11,934,839.43	\$13,571,853.05	\$14,117,374.79	\$16,547,255.69	\$17,396,730.37	\$19,017,930.69	\$21,207,044.04	\$23,450,573.85	\$25,017,849.56
Increase/Decrease		\$1,005,636.31	\$1,637,013.62	\$545,521.74	\$2,429,880.90	\$849,474.68	\$1,621,200.32	\$2,189,113.35	\$2,243,529.81	\$1,567,275.71
% Change		8.43%	12.06%	3.86%	14.68%	4.88%	8.52%	10.32%	9.57%	6.26%

MONTH	1997-1998	1998-1999	1999-2000	2000-2001	2001-2002	2002-2003	2003-2004	2004-2005	2005-2006	2006-2007
July	\$2,320,191.63	\$2,261,700.29	\$2,500,153.25	\$2,564,244.96	\$2,659,067.82	\$2,810,791.11	\$2,917,930.91	\$3,348,804.18	\$3,436,821.84	\$3,503,567.59
August	\$2,176,421.60	\$2,411,259.55	\$2,632,748.20	\$2,757,311.17	\$2,672,455.60	\$3,039,219.33	\$2,815,508.67	\$3,218,284.80	\$3,440,758.11	\$3,604,691.64
September	\$2,186,356.66	\$2,274,420.04	\$2,451,860.76	\$2,463,051.78	\$2,614,307.22	\$2,711,174.45	\$2,787,317.85	\$3,205,656.16	\$3,477,430.60	\$3,522,264.23
October	\$2,213,853.46	\$2,316,212.91	\$2,621,922.30	\$2,469,443.43	\$2,544,611.54	\$2,721,439.30	\$2,850,508.60	\$3,186,691.49	\$3,623,744.82	\$3,585,907.50
November	\$2,182,496.50	\$2,282,188.06	\$2,328,616.74	\$2,632,723.86	\$2,576,225.26	\$2,668,754.34	\$2,983,343.36	\$3,225,319.02	\$3,395,115.43	\$4,040,735.92
December	\$2,074,380.72	\$2,359,395.49	\$2,470,772.48	\$2,428,723.62	\$2,555,433.28	\$2,823,763.35	\$2,787,354.38	\$3,109,292.51	\$3,337,496.49	\$3,658,553.15
January	\$2,289,643.49	\$2,391,878.80	\$2,523,972.45	\$2,584,488.34	\$2,676,641.67	\$2,748,107.08	\$2,866,202.35	\$3,190,998.14	\$3,431,234.22	\$3,815,630.77
February	\$2,832,006.01	\$3,220,181.39	\$3,623,525.32	\$3,544,312.41	\$3,598,209.81	\$3,747,264.13	\$3,723,579.00	\$4,095,293.36	\$4,528,060.78	\$5,044,569.52
March	\$1,824,033.67	\$1,981,446.06	\$2,331,660.57	\$2,302,541.36	\$2,504,392.77	\$2,424,970.53	\$2,719,411.98	\$3,030,614.62	\$2,952,840.18	\$3,586,737.61
April	\$1,906,328.14	\$2,181,787.43	\$2,220,901.36	\$2,371,036.47	\$2,351,844.30	\$2,610,035.85	\$3,069,642.89	\$3,219,455.88	\$2,950,826.00	\$3,497,021.58
May	\$2,261,256.29	\$2,565,914.49	\$2,517,402.80	\$2,659,931.19	\$2,718,918.40	\$2,801,854.03	\$3,375,392.83	\$3,509,326.71	\$3,501,526.35	\$4,073,638.37
June	\$2,154,965.69	\$2,498,686.33	\$2,681,485.14	\$2,792,900.82	\$2,702,910.31	\$2,699,131.37	\$3,243,478.46	\$3,383,063.12	\$3,533,126.13	\$3,823,028.43
Total	\$26,421,933.86	\$28,745,070.84	\$30,905,021.37	\$31,570,709.41	\$32,175,017.98	\$33,806,504.87	\$36,139,671.28	\$39,722,799.99	\$41,608,980.95	\$45,756,346.31
Increase/Decrease	\$1,404,084.30	\$2,323,136.98	\$2,159,950.53	\$665,688.04	\$604,308.57	\$1,631,486.89	\$2,333,166.41	\$3,583,128.71	\$1,886,180.96	\$4,147,365.36
% Change	5.31%	8.08%	6.99%	2.11%	1.88%	4.83%	6.46%	9.02%	4.53%	9.06%

Brenda E. Radford, Montgomery County Trustee    June 11, 2007

Notable Events Marking Change in Clarksville/Montgomery County Sales Tax Revenue	
FISCAL YEAR	EVENT
1990-1991	Desert Storm
1998-1999	Jan. 1999 F3 Tornado (shown in March, 1999)
2000-2001	Presidential Election & Stock Market Decline
2001-2002	9/11/2001 & Stock Market



Clarksville/Montgomery County Sales Tax Distribution Monthly Comparison Report

FY 2007-2008 Totals	\$	11,068,305.39	\$	31,260,284.87	\$	2,902,417.86	\$	45,231,008.12
FY 2008-2009 Totals	\$	11,282,434.89	\$	31,923,859.91	\$	2,964,819.92	\$	46,171,114.72
FY 2009-2010 Totals	\$	11,762,260.45	\$	33,293,704.75	\$	3,092,203.01	\$	48,148,168.21
FY 2010-2011 Totals	\$	12,160,832.28	\$	34,564,521.72	\$	3,212,146.92	\$	49,937,500.92
FY 2011-2012 Totals	\$	14,489,406.12	\$	40,622,715.82	\$	3,767,656.08	\$	58,879,778.02
FY 2012-2013 Totals	\$	13,594,753.04	\$	38,301,020.55	\$	3,554,853.25	\$	55,450,626.84
FY2013-2014 Totals	\$	13,814,065.84	\$	38,862,274.65	\$	3,606,181.55	\$	56,282,522.04
FY2014-15 Totals	\$	14,858,237.03	\$	42,383,019.92	\$	3,250,983.25	\$	60,492,240.20
FY2015-16 Totals	\$	16,056,308.82	\$	46,365,733.92	\$	155,485.94	\$	62,577,528.68
FY2016-17 Totals	\$	16,672,053.56	\$	48,246,975.49	\$	166,878.05	\$	65,085,907.10

2017-18 Totals by Month	City of Clarksville	School Operations	School Debt Service	Total Monthly Sales Tax
July (actual)	\$ 1,390,054.34	\$ 3,984,852.33	\$ 11,924.07	\$ 5,386,830.74
August	\$ 1,344,061.50	\$ 3,948,079.38	\$ 16,533.44	\$ 5,308,674.32
September	\$ 1,458,053.27	\$ 4,255,516.50	\$ 16,493.28	\$ 5,730,063.05
October	\$ 1,371,427.06	\$ 4,020,883.95	\$ 16,471.13	\$ 5,408,782.14
November				\$ -
December				\$ -
January				\$ -
February				\$ -
March				\$ -
April				\$ -
May				\$ -
June				\$ -
TOTALS	\$ 1,390,054.34	\$ 3,984,852.33	\$ 11,924.07	\$ 21,834,350.25

Respectfully submitted: Brenda E. Radford, Montgomery County Trustee, November 28, 2017

COMPARISON OF HOTEL OCCUPANCY TAX COLLECTIONS										
MONTH	1999	2000	2001	2002	2003	2004	2005	2006	2007	2008
JANUARY	\$ 27,098.84	\$ 30,533.18	\$ 48,458.76	\$50,828.98	\$ 65,230.13	\$ 72,800.02	\$ 78,874.92	\$ 63,103.00	\$ 73,675.57	\$ 80,603.04
FEBRUARY	\$ 29,909.16	\$ 30,389.03	\$ 47,751.41	\$53,770.38	\$ 68,380.09	\$ 91,527.44	\$ 67,626.09	\$ 63,689.44	\$ 71,126.97	\$ 78,321.88
MARCH	\$ 31,464.65	\$ 32,987.23	\$ 56,924.49	\$54,806.34	\$ 93,121.20	\$ 103,994.62	\$ 70,053.21	\$ 65,063.08	\$ 78,796.55	\$ 83,799.10
APRIL	\$ 36,921.57	\$ 39,278.27	\$ 64,682.11	\$75,899.40	\$ 94,829.04	\$ 92,468.13	\$ 102,342.68	\$ 99,137.03	\$ 112,761.36	\$ 122,941.33
MAY	\$ 45,431.12	\$ 40,659.75	\$ 67,111.76	\$71,882.71	\$ 91,093.92	\$ 96,224.80	\$ 90,741.56	\$ 85,506.62	\$ 103,205.69	\$ 90,117.49
JUNE	\$ 41,300.90	\$ 40,705.58	\$ 67,033.52	\$78,332.61	\$ 84,186.25	\$ 91,007.71	\$ 100,085.45	\$ 89,668.92	\$ 135,081.86	\$ 106,604.47
JULY	\$ 43,822.68	\$ 43,848.22	\$ 71,259.56	\$88,829.01	\$ 88,224.67	\$ 90,974.37	\$ 110,606.98	\$ 94,808.25	\$ 136,085.79	\$ 95,500.92
AUGUST	\$ 51,914.05	\$ 82,607.67	\$ 80,724.48	\$103,831.95	\$ 111,787.39	\$ 114,839.93	\$ 126,860.91	\$ 99,007.81	\$ 128,691.23	\$ 106,602.50
SEPTEMBER	\$ 45,085.51	\$ 77,573.12	\$ 75,928.35	\$71,760.72	\$ 89,163.84	\$ 88,227.22	\$ 103,528.65	\$ 93,998.21	\$ 122,277.00	\$ 94,452.48
OCTOBER	\$ 62,586.96	\$ 78,223.81	\$ 64,421.97	\$67,912.08	\$ 71,058.32	\$ 85,219.87	\$ 103,329.13	\$ 120,964.50	\$ 115,299.73	\$ 83,620.66
NOVEMBER	\$ 42,478.02	\$ 67,894.53	\$ 70,109.29	\$68,664.15	\$ 77,700.65	\$ 90,975.56	\$ 93,726.35	\$ 95,136.90	\$ 132,492.92	\$ 100,329.52
DECEMBER	\$ 37,644.94	\$ 54,665.88	\$ 64,491.24	\$65,970.79	\$ 71,088.08	\$ 87,086.86	\$ 88,085.13	\$ 93,788.01	\$ 89,362.16	\$ 116,462.45
YEARLY TOTAL	\$ 495,658.40	\$ 619,366.27	\$ 778,896.94	\$852,489.12	\$ 1,005,863.58	\$ 1,105,346.53	\$1,135,861.06	\$ 1,063,871.77	\$ 1,298,856.83	\$ 1,159,355.84
MONTH	2009	2010	2011	2012	2013	2014	2015	2016	2017	2018
JANUARY	\$ 87,058.36	\$ 98,797.30	\$ 93,568.93	\$ 122,959.56	\$ 101,963.52	\$ 106,908.64	\$ 118,820.77	\$ 113,056.55	\$ 114,268.84	
FEBRUARY	\$ 103,484.37	\$ 122,425.01	\$ 98,617.91	\$ 130,592.70	\$ 84,950.58	\$ 111,395.05	\$ 108,102.01	\$ 105,945.34	\$ 114,189.67	
MARCH	\$ 106,133.80	\$ 97,223.36	\$ 123,655.30	\$ 130,540.42	\$ 89,897.89	\$ 107,789.42	\$ 97,758.36	\$ 122,221.56	\$ 111,730.41	
APRIL	\$ 131,183.50	\$ 147,129.46	\$ 141,216.66	\$ 166,930.70	\$ 127,011.20	\$ 172,086.66	\$ 168,753.98	\$ 154,016.56	\$ 160,436.24	
MAY	\$ 124,347.50	\$ 140,099.75	\$ 148,155.80	\$ 145,100.30	\$ 114,744.33	\$ 137,305.59	\$ 163,656.94	\$ 159,382.00	\$ 165,458.19	
JUNE	\$ 128,926.73	\$ 156,904.04	\$ 165,434.81	\$ 156,556.28	\$ 149,278.38	\$ 149,761.84	\$ 167,364.58	\$ 173,701.26	\$ 171,984.70	
JULY	\$ 138,948.38	\$ 155,002.42	\$ 166,721.40	\$ 142,543.24	\$ 139,764.87	\$ 155,951.38	\$ 163,931.64	\$ 182,334.33	\$ 181,262.97	
AUGUST	\$ 138,546.34	\$ 159,398.89	\$ 189,029.54	\$ 144,944.86	\$ 138,508.95	\$ 141,828.40	\$ 183,006.76	\$ 193,937.40	\$ 244,700.44	
SEPTEMBER	\$ 110,943.01	\$ 139,077.22	\$ 183,172.65	\$ 137,762.39	\$ 123,496.85	\$ 134,695.73	\$ 136,037.06	\$ 183,545.89	\$ 200,094.86	
OCTOBER	\$ 103,998.14	\$ 106,852.14	\$ 150,626.03	\$ 136,406.87	\$ 118,284.80	\$ 131,945.61	\$ 137,714.25	\$ 156,101.99	\$ 177,865.83	
NOVEMBER	\$ 117,095.86	\$ 111,906.42	\$ 169,407.63	\$ 139,934.80	\$ 133,540.36	\$ 159,367.06	\$ 162,825.42	\$ 168,948.08	\$ 166,973.57	
DECEMBER	\$ 107,900.37	\$ 110,667.80	\$ 151,081.34	\$ 112,969.35	\$ 124,889.36	\$ 120,067.79	\$ 148,644.37	\$ 135,623.41		
YEARLY TOTAL	\$ 1,398,566.36	\$1,545,483.81	\$ 1,780,688.00	\$1,667,241.47	\$ 1,446,331.09	\$ 1,629,103.17	\$1,756,616.14	\$ 1,848,814.37	\$ 1,808,965.72	\$ -
						Brenda E. Radford, Montgomery County Trustee				
						12/15/2017				

## TRUSTEE'S CURRENT YEAR PROPERTY TAX COLLECTION COMPARISON REPORT

A		B		C		D		TRUSTEE CURRENT YEAR TAX COLLECTION COMPARISON REPORT 1997-2020 PAGE 2		J		K		L		M	
1	MONTH/YEAR/TYPE	2009 REAL/PP*	2009 PU*	2010 REAL/PP	2010 PU	2011 REAL/PP	2011 PU	2012 REAL/PP	2012 PU	2013 REAL/PP	2013 PU	2014 REAL/PP*	2014 PU*				
2	TAX AGGREGATE	\$ 85,582,737.00	\$ 2,144,663.00	\$85,609,822.00	\$ 2,200,393.00	\$ 95,675,228.00	\$ 2,409,430.00	\$ 100,803,506.00	\$ 2,395,766.00	\$ 101,983,739.00	\$ 2,405,758.00	**\$103,158,299.00	\$ 2,430,287.00				
3	September	\$ 268,032.44		\$ 340,060.85		\$ 443,903.87		\$ 373,989.98		\$ 487,778.45		\$ 177,229.61					
4	October .08 CITY CHG DEL	\$ 1,515,896.20		\$ 2,281,911.58		\$ 3,030,648.43		\$ 928,144.02		\$ 820,552.38		\$ 738,905.48					
5	November	\$ 3,346,449.55		\$ 3,055,116.25		\$ 2,600,508.13		\$ 4,948,175.21		\$ 7,398,656.65		\$ 5,111,286.57					
6	December .07-Recession Beg	\$ 36,522,841.91		\$ 38,106,329.22		\$ 43,276,367.08		\$ 44,765,151.68		\$ 44,259,356.03		\$ 48,480,386.49					
7	COLLECTION AMT.	\$ 41,653,220.10	\$ -	\$ 43,783,417.90	\$ -	\$ 49,351,427.51	\$ -	\$ 51,013,460.89	\$ -	\$ 52,966,343.51	\$ -	\$ 54,507,808.15	\$ -				
8	COLLECTION %	48.67%	-	51.73% Assessor adj.		51.54% Assessor adj.		pending	pending	52.14%Assessor Adj.	pending	53.00%Assessor Adj.	pending				
9	January	\$ 3,437,138.31	\$ 42,484.00	\$ 3,397,043.35	\$ 670,441.00	\$ 5,125,759.65	\$ 26,985.00	\$ 5,977,809.01		\$ 5,905,910.11		\$ 5,914,511.45					
10	February	\$ 31,060,443.79	\$ 2,028,495.00	\$ 31,498,224.47	\$ 1,482,770.00	\$ 33,551,496.81	\$ 2,218,939.00	\$ 30,717,601.53	\$ 2,297,137.00	\$ 34,055,402.58	\$ 2,246,478.00	\$ 30,221,562.21	\$ 1,862,657.00				
11	COLLECTION AMT.	\$ 76,150,802.20	\$ 2,070,979.00	\$ 78,678,685.72	\$ 2,153,211.00	\$ 88,028,683.97	\$ 2,245,924.00	\$ 87,708,871.43	\$ 2,297,137.00	\$ 92,927,656.20	\$ 2,246,478.00	\$ 90,643,881.81	\$ 1,862,657.00				
12	COLLECTION %	88.98%	96.57%	92.11% Assessor adj.	97.86%	91.97%	85.73%	pending	pending	pending	pending	88.36%Assessor Adj.	pending				
13	March	\$ 1,867,893.86	\$ 54,230.37	\$ 1,496,127.39	\$ 19,391.42	\$ 1,702,256.06	\$ 121,564.79	\$ 4,837,938.02	\$ 71,601.00	\$ 2,782,389.45	\$ 154,752.00	\$ 5,536,778.46	\$ 551,541.30				
14	April	\$ 657,885.02	\$ 2,035.63	\$ 487,787.51	\$ 3,090.58	\$ 724,135.38	\$ 7,565.84	\$ 908,665.94	\$ 174.00	\$ 840,403.52	\$ 1,038.00	\$ 645,048.55	\$ 1,964.70				
15	May	\$ 880,575.87		\$ 929,178.09		\$ 810,458.67	\$ 16,054.37	\$ 540,844.48		\$ 785,268.25		\$ 419,104.84	\$ -				
16	June	\$ 563,371.65		\$ 481,954.87		\$ 401,756.53	\$ 10,796.00	\$ 219,309.00		\$ 473,302.76		\$ 733,565.58					
17	July	\$ 311,831.36		\$ 378,158.82	\$ 18,366.00	\$ 376,764.66		\$ 513,475.61		\$ 114,724.84		\$ 463,457.89					
18	August	\$ 351,433.01		\$ 447,314.17		\$ 455,245.02	\$ 185.00	\$ 106,360.83		\$ 253,660.46		\$ 253,881.79					
19	COLLECTION AMT.	\$ 80,783,792.97	\$ 2,127,245.00	\$ 82,899,206.57	\$ 2,194,059.00	\$ 92,499,300.29	\$ 2,402,090.00	\$ 94,835,465.31	\$ 2,368,912.00	\$ 98,177,405.48	\$ 2,402,268.00	\$ 98,695,718.92	\$ 2,416,163.00				
20	COLLECTION %	96.18% Assessor adj.	99.1878%	97.26% Assessor adj.	99.54% Assessor adj.	96.88% Assessor adj.	99.70%	96.12% Assessor adj.	99.046% Assessor Adj.	97.31% Assessor Adj.	99.85% Assessor Adj.	%	%				
21																	
22	MONTH/YEAR/TYPE	2015 REAL/PP	2015 PU	2016 REAL/PP	2016 PU	2017 REAL/PP	2017 PU	2018 REAL/PP	2018 PU	2019 REAL/PP	2019 PU	2020 REAL/PP	2020 PU				
23	TAX AGGREGATE	\$ 108,215,418.00	\$ 2,687,277.00	\$ 111,746,986.00	\$ 2,799,129.00	\$ 114,779,499.00											
24	September	\$ 285,129.07		\$ 286,343.60		\$ 275,123.45											
25	October .08 CITY DELQ	\$ 333,545.46		\$ 233,363.30		\$ 1,112,546.73											
26	November DATE CHG.	\$ 3,967,717.32		\$ 5,488,528.36		\$ 6,470,748.89											
27	December .07-Recession Beg	\$ 50,285,146.70		\$ 52,741,109.09	\$ 6,332.00												
28	COLLECTION AMT.	\$ 54,871,538.55	\$ -	\$ 58,749,344.35	\$ 6,332.00	\$ 7,858,419.07	\$ -	\$ -	\$ -	\$ -	\$ -	\$ -	\$ -				
29	COLLECTION %	50.71% Assessor adj.		52.57% Assessor adj.	.22% Assessor adj.												
30	January	\$ 8,595,554.00	\$ 149,913.00	\$ 8,805,200.97	\$ 129,558.00												
31	February	\$ 32,663,586.88	\$ 2,157,783.00	\$ 35,163,592.68	\$ 2,295,306.00												
32	COLLECTION AMT.	\$ 96,130,679.43	\$ 2,307,696.00	\$ 102,718,138.00	\$ 2,431,196.00	\$ 7,858,419.07	\$ -	\$ -	\$ -	\$ -	\$ -	\$ -	\$ -				
33	COLLECTION %			92.12% Assessor adj.	86.86%												
34	March	\$ 5,072,756.57	\$ 272,895.58	\$ 2,616,672.27	\$ 289,336.00												
35	April	\$ 792,807.98	\$ 24,667.26	\$ 701,783.28													
36	May	\$ 492,464.08	\$ 68,903.94	\$ 510,859.19													
37	June	\$ 821,362.24	\$ 227.16	\$ 638,833.65													
38	July	\$ 523,843.70		\$ 712,843.32													
39	August	\$ 343,124.65		\$ 257,796.26													
40	COLLECTION AMT.	\$ 104,177,038.65	\$ 2,674,389.94	\$ 108,156,925.97	\$ 2,720,532.00	\$ 7,858,419.07	\$ -	\$ -	\$ -	\$ -	\$ -	\$ -	\$ -				
41	COLLECTION %	96.01% Assessor adj.	99.52% Assessor adj.	97.13% Assessor adj.	97.70% Assessor adj.	%	%	%	%	%	%	%	%				
42	Respectfully Submitted: Brenda Emerson Radford, Montgomery County TN Trustee, 12/15/2017					ATTN: The Total Collection Amount and Total % is not amended or updated after August of the respective year.					*== Re-Appraisal Year						
43	The Tax Aggregate is the beginning Tax Year Tax Aggregate. Unless otherwise noted, the Tax Aggregate number does not reflect any changes to the Tax Aggregate due to Assessor's Office or TN Div. of Property Assessments for Assessment Appeals, Decreases, Increases, Rollbacks, Back Assessments/Re-Assessments, Prorations and Splits																
44	and Personal Property Audits																

**MONTGOMERY COUNTY TRUSTEE'S OFFICE**  
**COMPARISON OF INTEREST REVENUE FROM FY1998-1999 THROUGH FY2028-2029**

[illegible]



MONTGOMERY COUNTY TRUSTEE'S OFFICE										
INVESTMENTS-NOVEMBER, 2017 INTEREST REPORT										
<u>FUND NAME</u>	<u>FUND</u>	<u>ACCOUNT</u>	<u>BANK NAME</u>	<u>INVESTMENT</u>	<u>ACCRUED</u>	<u>INTEREST</u>	<u>TOTAL INVESTED</u>	<u>APY%</u>	<u>Maturity</u>	<u>INVESTMENT INFORMATION</u>
	<u>CODE</u>	<u>NUMBER</u>			<u>INTEREST</u>				<u>Date</u>	
COUNTY GENERAL FUND	101	11130-001	REGIONS-OPERATING	\$ 19,634,008.11	\$ 18,038.79		\$ 19,652,046.90	1.10		
COUNTY GENERAL FUND	101	11130-003	F&M BANK/TAX RECEIPTS	\$ 176,490.77	\$ 47.44		\$ 176,538.21	0.39		
COUNTY GENERAL FUND	101	11130-006	PLANTERS BANK/TAX RECEIPT	\$ 1.00	\$ 0.01		\$ 1.01	0.33		
COUNTY GENERAL FUND	101	11130-008	CUMB. BK. & TRUST/TAX RECE	\$ 62,592.23	\$ 15.11		\$ 62,607.34	0.36		
ANIMAL CONTROL/EMS	101	11130-022	PLANTERS BANK--OTHER CNT	\$ 232,591.01	\$ 1.85		\$ 232,592.86	0.01		
CLARKSVILLE MO. CO. PUBLIC L	209	11130-026	PLANTERS BANK	\$ 15,774.79	\$ 0.11		\$ 15,774.90	0.01		Account Opened February 2016
COUNTY GENERAL FUND	101	11300-001	PLANTERS BANK MMA	\$ 50,931.96	\$ 10.47		\$ 50,942.43	0.25		
2011 G.O. SCHOOL & PUBLIC IM	151	11300-001	PLANTERS BANK MMA	\$ 50,779.36	\$ 10.43		\$ 50,789.79	0.25		
COUNTY GENERAL FUND	101	11300-002	PLANTERS BANK CD	\$ 5,329,538.46	\$ 4,075.28		\$ 5,333,613.74	0.90		
BI-COUNTY LANDFILL	207	11300-004	LEGENDS BANK Business Reser	\$ 4,087,633.35	\$ 3,542.21		\$ 4,091,175.56	0.84		Acct includes daily sweeps from a non-interest bearing Bi-County User Fees Acct #10037026
COUNTY OPERATING ACCOUNT	ALL	11300-006	PLANTERS BANK	\$ 15,564,163.11	\$ 13,936.64		\$ 15,578,099.75	1.46		
COUNTY GENERAL FUND	101	11300-011	STEPHENS INC.	\$ 14,537,658.39	\$ 7,240.40		\$ 14,544,898.79	1.19	variable	
COUNTY GENERAL FUND	101	11300-016	RAYMOND JAMES/CAPSTAR CO	\$ 15,485,075.83	\$ 11,450.28		\$ 15,496,526.11	1.00		Blended Rate
COUNTY GENERAL FUND	101	11300-019	LGIP	\$ 46,963.03	\$ 42.08		\$ 47,005.11	1.09		
COUNTY GENERAL FUND	101	11300-026	BANK OF NASHVILLE/SYNOVUS	\$ 3,789,807.36	\$ 1,430.97		\$ 3,791,238.33	1.45-1.7		Opened March 2016 (APY% is Portfolio Low & High Yield)
COUNTY GENERAL FUND	101	11300-027	CAPITAL BANK - CDARS	\$ 14,320,698.57	\$ 10,550.12		\$ 14,331,248.69	0.90		Opened March 2016 - Add'l 5M invested at 0.7 in May '17
DEBT SERVICE FUND	151	11300-028	REGIONS BANK	\$ 30,146,153.51	\$ 28,457.35		\$ 30,174,610.86	1.10		Opened April 2016 - Interest will always post one month behind
CAPITAL PROJECTS	171	11300-028	REGIONS BANK	\$ 778,039.40	\$ -		\$ 778,039.40	1.10		Opened April 2016 - Interest will always post one month behind
CAPITAL PROJECTS	171	11300-029	REGIONS BANK	\$ 2,645,056.05	\$ 2,285.16		\$ 2,647,341.21	1.10		Opened April 2016 - Interest will always post one month behind
WORKMAN'S COMPENSATION	101	11300-030	REGIONS BANK	\$ 843,196.76	\$ 728.47		\$ 843,925.23	1.10		Opened April 2016 - Interest will always post one month behind
E-911	204	11300-035	REGIONS BANK	\$ 432,213.78	\$ 373.40		\$ 432,587.18	1.10		Opened April 2016 - Interest will always post one month behind
COUNTY GENERAL FUND	101	11300-036	REGIONS BANK	\$ 307,920.75	\$ 266.02		\$ 308,186.77	1.10		Opened April 2016 - Interest will always post one month behind
DEBT SERVICE FUND	151	11300-037	REGIONS BANK	\$ 216,675.50	\$ 187.19		\$ 216,862.69	1.10		Opened April 2016 - Interest will always post one month behind
UNEMPLOYMENT TRUST FUND	101	11300-038	REGIONS BANK	\$ 116,224.97	\$ 100.41		\$ 116,325.38	1.10		Opened April 2016 - Interest will always post one month behind
DRUG TASK FORCE	363	11300-039	REGIONS BANK	\$ 141,466.16	\$ 100.59		\$ 141,566.75	1.10		Opened April 2016 - Interest will always post one month behind
COUNTY GENERAL FUND	101	11300-040	HILLIARD LYONS	\$ 15,091,381.36	\$ -		\$ 15,091,381.36	1.31		Opened May 2016 - will receive quarterly interest (APY% is Total Current Portfolio Yield)
2016A G.O. PUBLIC IMP. BOND	151	11300-041	FRANKLIN SYNERGY	\$ 3,514,550.01	\$ 3,541.58		\$ 3,518,091.59	1.36		Opened December 20



01/05/2018 07:01  
 mlopez

 MONTGOMERY COUNTY GOVERNMENT, TN  
 YEAR-TO-DATE BUDGET REPORT

 P 1  
 glytdbud

FOR 2018 06

JOURNAL DETAIL 2018 1 TO 2018 12

	ORIGINAL ESTIM REV	ESTIM REV ADJSTMTS	REVISED EST REV	ACTUAL YTD REVENUE	REMAINING REVENUE	PCT COLL
101 COUNTY GENERAL						
40110 CURRENT PROPERTY TAX	-42,736,925	0	-42,736,925	-2,833,973.72	-39,902,951.28	6.6%
40120 TRUSTEE'S COLLECTIONS - PYR	-1,200,000	0	-1,200,000	-350,210.57	-849,789.43	29.2%
40125 TRUSTEE COLLECTIONS - BANKRUPT	-60,000	0	-60,000	-18,091.33	-41,908.67	30.2%
40130 CIRCUIT/CHANCERY COLLECT-PYR	-500,000	0	-500,000	-318,165.74	-181,834.26	63.6%
40140 INTEREST & PENALTY	-350,000	0	-350,000	-184,482.37	-165,517.63	52.7%
40161 PMTS IN LIEU OF TAXES - T.V.A	-763	0	-763	-762.74	-.26	100.0%
40162 PMTS IN LIEU OF TAXES -UTILIT	-1,345,000	0	-1,345,000	-585,496.89	-759,503.11	43.5%
40163 PMTS IN LIEU OF TAXES - OTHER	-999,914	0	-999,914	-61,285.76	-938,628.24	6.1%
40220 HOTEL/MOTEL TAX	-1,891,000	0	-1,891,000	-970,897.67	-920,102.33	51.3%
40250 LITIGATION TAX - GENERAL	-441,000	0	-441,000	-192,432.38	-248,567.62	43.6%
40260 LITIGATION TAX-SPECIAL PURPOS	-75,000	0	-75,000	-37,916.45	-37,083.55	50.6%
40270 BUSINESS TAX	-1,000,000	0	-1,000,000	-148,059.89	-851,940.11	14.8%
40320 BANK EXCISE TAX	-200,000	0	-200,000	.00	-200,000.00	.0%
40330 WHOLESALE BEER TAX	-350,000	0	-350,000	-168,081.83	-181,918.17	48.0%
40350 INTERSTATE TELECOMMUNICATIONS	-3,400	0	-3,400	.00	-3,400.00	.0%
41120 ANIMAL REGISTRATION	-35,000	0	-35,000	-26,572.00	-8,428.00	75.9%
41130 ANIMAL VACCINATION	-6,000	0	-6,000	-5,145.00	-855.00	85.8%
41140 CABLE TV FRANCHISE	-275,000	0	-275,000	-140,468.23	-134,531.77	51.1%
41520 BUILDING PERMITS	-550,000	0	-550,000	-638,366.60	88,366.60	116.1%
41540 PLUMBING PERMITS	-14,000	0	-14,000	-11,650.00	-2,350.00	83.2%
41590 OTHER PERMITS	-132,000	0	-132,000	-252,462.15	120,462.15	191.3%
42110 FINES	-1,725	0	-1,725	-2,513.22	788.22	145.7%
42120 OFFICERS COSTS	-22,000	0	-22,000	-14,535.73	-7,464.27	66.1%
42141 DRUG COURT FEES	-1,600	0	-1,600	-365.04	-1,234.96	22.8%
42142 VETERANS TREATMENT COURT FEES	-825	0	-825	-190.00	-635.00	23.0%
42190 DATA ENTRY FEES -CIRCUIT COUR	-11,600	0	-11,600	-4,550.75	-7,049.25	39.2%
42191 COURTROOM SECURITY - CIRCUIT	-8,600	0	-8,600	-3,366.79	-5,233.21	39.1%
42192 CIRCUIT COURT VICTIMS ASSESS	-3,525	0	-3,525	-1,197.00	-2,328.00	34.0%
42310 FINES	-95,000	0	-95,000	-70,331.90	-24,668.10	74.0%
42311 FINES - LITTERING	-750	0	-750	-98.56	-651.44	13.1%
42320 OFFICERS COSTS	-225,000	0	-225,000	-115,544.96	-109,455.04	51.4%
42330 GAME & FISH FINES	-1,000	0	-1,000	-48.37	-951.63	4.8%
42341 DRUG COURT FEES	-20,000	0	-20,000	-12,795.83	-7,204.17	64.0%
42342 VETERANS TREATMENT COURT FEES	-17,000	0	-17,000	-8,287.69	-8,712.31	48.8%
42350 JAIL FEES GENERAL SESSIONS	-280,000	0	-280,000	-103,823.16	-176,176.84	37.1%
42380 DUI TREATMENT FINES	-20,000	0	-20,000	-6,002.32	-13,997.68	30.0%
42390 DATA ENTRY FEE-GENERAL SESS	-64,500	0	-64,500	-27,210.79	-37,289.21	42.2%
42392 GEN SESSIONS VICTIM ASSESSMNT	-65,000	0	-65,000	-26,541.86	-38,458.14	40.8%
42410 FINES	-750	0	-750	-1,546.60	796.60	206.2%
42420 OFFICERS COSTS	-15,000	0	-15,000	-7,285.68	-7,714.32	48.6%



01/05/2018 07:01  
 mlopez

**MONTGOMERY COUNTY GOVERNMENT, TN**  
**YEAR-TO-DATE BUDGET REPORT**

 P 2  
 glytdbud

FOR 2018 06

JOURNAL DETAIL 2018 1 TO 2018 12

	ORIGINAL ESTIM REV	ESTIM REV ADJSTMTS	REVISED EST REV	ACTUAL YTD REVENUE	REMAINING REVENUE	PCT COLL
42450 JAIL FEES	-51,000	0	-51,000	-23,668.25	-27,331.75	46.4%
42490 DATA ENTRY FEE-JUVENILE COURT	-11,000	0	-11,000	-3,599.50	-7,400.50	32.7%
42520 OFFICERS COSTS	-30,000	0	-30,000	-16,200.50	-13,799.50	54.0%
42530 DATA ENTRY FEE -CHANCERY COUR	-4,500	0	-4,500	-2,370.00	-2,130.00	52.7%
42610 FINES	-2,500	0	-2,500	-687.49	-1,812.51	27.5%
42641 DRUG COURT FEES	-25,000	0	-25,000	-15,830.00	-9,170.00	63.3%
42900 OTHER FINES/FORFEITURE/PENALT	-200	0	-200	.00	-200.00	.0%
42910 PROCEEDS -CONFISCATED PROPERT	0	0	0	200.00	-200.00	100.0%
42990 OTHER FINES/FORFEITS/PENALTIE	-3,725	0	-3,725	-14,819.60	11,094.60	397.8%
43120 PATIENT CHARGES	-6,200,000	0	-6,200,000	-3,291,071.71	-2,908,928.29	53.1%
43140 ZONING STUDIES	-4,500	0	-4,500	-1,750.00	-2,750.00	38.9%
43190 OTHER GENERAL SERVICE CHARGES	-55,000	-333,000	-388,000	-21,555.55	-366,444.45	5.6%
43340 RECREATION FEES	-10,000	0	-10,000	-6,987.50	-3,012.50	69.9%
43350 COPY FEES	-6,400	0	-6,400	-4,749.08	-1,650.92	74.2%
43365 ARCHIVE & RECORD MANAGEMENT	-414,000	0	-414,000	-195,229.17	-218,770.83	47.2%
43366 GREENBELT LATE APPLICATION FE	-300	0	-300	-350.00	50.00	116.7%
43370 TELEPHONE COMMISSIONS	-66,000	0	-66,000	-22,594.79	-43,405.21	34.2%
43380 VENDING MACHINE COLLECTIONS	-85,000	0	-85,000	-33,322.76	-51,677.24	39.2%
43392 DATA PROCESSING FEES -REGISTE	-75,000	0	-75,000	-33,272.00	-41,728.00	44.4%
43393 PROBATION FEES	-23,000	-4,000	-27,000	-7,992.52	-19,007.48	29.6%
43394 DATA PROCESSING FEES - SHERIF	-30,000	0	-30,000	-14,329.57	-15,670.43	47.8%
43395 SEXUAL OFFENDER FEE - SHERIFF	-18,000	0	-18,000	-3,800.00	-14,200.00	21.1%
43396 DATA PROCESSING FEE-COUNTY CL	-12,000	0	-12,000	-4,383.00	-7,617.00	36.5%
43990 OTHER CHARGES FOR SERVICES	-4,200	0	-4,200	-11,817.28	7,617.28	281.4%
44110 INTEREST EARNED	-400,000	0	-400,000	-254,944.76	-145,055.24	63.7%
44120 LEASE/RENTALS	-582,458	0	-582,458	-299,178.98	-283,279.02	51.4%
44140 SALE OF MAPS	-1,000	0	-1,000	-1,340.00	340.00	134.0%
44145 SALE OF RECYCLED MATERIALS	0	0	0	-1,800.00	1,800.00	100.0%
44170 MISCELLANEOUS REFUNDS	-223,044	-1,125	-224,169	-257,106.75	32,937.75	114.7%
44530 SALE OF EQUIPMENT	0	0	0	-27,595.00	27,595.00	100.0%
44570 CONTRIBUTIONS & GIFTS	0	0	0	-2,000.00	2,000.00	100.0%
44990 OTHER LOCAL REVENUES	-630,905	0	-630,905	-318,713.68	-312,191.32	50.5%
45510 COUNTY CLERK	-1,500,000	0	-1,500,000	-708,154.47	-791,845.53	47.2%
45520 CIRCUIT COURT CLERK	-707,000	0	-707,000	-305,405.66	-401,594.34	43.2%
45540 GENERAL SESSIONS COURT CLERK	-2,050,000	0	-2,050,000	-827,101.85	-1,222,898.15	40.3%
45550 CLERK & MASTER	-370,000	0	-370,000	-213,988.08	-156,011.92	57.8%
45560 JUVENILE COURT CLERK	-302,134	0	-302,134	-90,073.06	-212,060.94	29.8%
45580 REGISTER	-1,000,000	0	-1,000,000	-524,992.65	-475,007.35	52.5%
45590 SHERIFF	-38,000	0	-38,000	-36,413.93	-1,586.07	95.8%
45610 TRUSTEE	-3,300,000	0	-3,300,000	-664,766.50	-2,635,233.50	20.1%
46110 JUVENILE SERVICES PROGRAM	-580,011	0	-580,011	-162,364.88	-417,646.12	28.0%
46190 OTHER GENERAL GOVERNMENT GRAN	0	-10,000	-10,000	-10,000.00	.00	100.0%
46210 LAW ENFORCEMENT TRAINING PROG	-65,400	0	-65,400	.00	-65,400.00	.0%
46390 OTHER HEALTH & WELFARE GRANT	0	-101,150	-101,150	-13,984.87	-87,165.13	13.8%



01/05/2018 07:01  
mlopez

MONTGOMERY COUNTY GOVERNMENT, TN  
YEAR-TO-DATE BUDGET REPORT

P 3  
glytdbud

FOR 2018 06

JOURNAL DETAIL 2018 1 TO 2018 12

	ORIGINAL ESTIM REV	ESTIM REV ADJSTMTS	REVISED EST REV	ACTUAL YTD REVENUE	REMAINING REVENUE	PCT COLL
46430 LITTER PROGRAM	0	0	0	-22,846.79	22,846.79	100.0%
46810 FLOOD CONTROL	-500	0	-500	.00	-500.00	.0%
46830 BEER TAX	-17,500	0	-17,500	-9,654.06	-7,845.94	55.2%
46835 VEHICLE CERTIFICATE OF TITLE	-21,000	0	-21,000	-11,114.35	-9,885.65	52.9%
46840 ALCOHOLIC BEVERAGE TAX	-230,000	0	-230,000	-128,417.89	-101,582.11	55.8%
46851 STATE REVENUE SHARING - T.V.A	-1,648,544	0	-1,648,544	-415,307.99	-1,233,236.01	25.2%
46880 BOARD OF JURORS	-5,000	0	-5,000	.00	-5,000.00	.0%
46890 PRISONER TRANSPORTATION	-22,000	0	-22,000	-11,834.01	-10,165.99	53.8%
46915 CONTRACTED PRISONER BOARDING	-1,590,000	0	-1,590,000	-669,802.00	-920,198.00	42.1%
46960 REGISTRAR'S SALARY SUPPLEMENT	-15,164	0	-15,164	-7,582.00	-7,582.00	50.0%
46980 OTHER STATE GRANTS	-3,420,402	-41,100	-3,461,502	-856,534.95	-2,604,967.05	24.7%
46990 OTHER STATE REVENUES	-27,000	0	-27,000	-11,909.47	-15,090.53	44.1%
47235 HOMELAND SECURITY GRANTS	-74,350	-299,590	-373,940	.00	-373,940.00	.0%
47590 OTHER FEDERAL THROUGH STATE	-61,638	-139,793	-201,431	-89,910.44	-111,520.56	44.6%
47700 ASSET FORFEITURE FUNDS	-2,000	0	-2,000	.00	-2,000.00	.0%
47990 OTHER DIRECT FEDERAL REVENUE	-20,000	0	-20,000	-2,365.90	-17,634.10	11.8%
48110 PRISONER BOARD	0	0	0	-261.65	261.65	100.0%
48130 CONTRIBUTIONS	-167,000	0	-167,000	-45,538.11	-121,461.89	27.3%
48610 DONATIONS	-179,860	-36,000	-215,860	-63,215.23	-152,644.77	29.3%
49700 INSURANCE RECOVERY	0	0	0	-70,483.17	70,483.17	100.0%
49800 OPERATING TRANSFERS	-141,456	-153,036	-294,492	.00	-294,492.00	.0%
TOTAL COUNTY GENERAL	-79,543,568	-1,118,794	-80,662,362	-18,217,640.97	-62,444,721.03	22.6%
131 GENERAL ROADS						
40110 CURRENT PROPERTY TAX	-4,153,375	0	-4,153,375	-275,419.90	-3,877,955.10	6.6%
40120 TRUSTEE'S COLLECTIONS - PYR	-108,000	0	-108,000	-34,035.10	-73,964.90	31.5%
40125 TRUSTEE COLLECTIONS - BANKRUPT	-4,000	0	-4,000	-1,758.20	-2,241.80	44.0%
40130 CIRCUIT/CHANCERY COLLECT-PYR	-30,000	0	-30,000	-30,920.85	920.85	103.1%
40140 INTEREST & PENALTY	-30,000	0	-30,000	-17,928.86	-12,071.14	59.8%
40270 BUSINESS TAX	-102,321	0	-102,321	-12,763.78	-89,557.22	12.5%
40280 MINERAL SEVERANCE TAX	-215,338	0	-215,338	-65,863.00	-149,475.00	30.6%
40320 BANK EXCISE TAX	-15,000	0	-15,000	.00	-15,000.00	.0%
44135 SALE OF GASOLINE	-20,100	0	-20,100	-4,612.65	-15,487.35	22.9%
44170 MISCELLANEOUS REFUNDS	-28,000	0	-28,000	-4,041.21	-23,958.79	14.4%
46410 BRIDGE PROGRAM	-300,000	0	-300,000	.00	-300,000.00	.0%
46420 STATE AID PROGRAM	-765,000	0	-765,000	-511,069.86	-253,930.14	66.8%
46920 GASOLINE & MOTOR FUEL TAX	-2,999,765	0	-2,999,765	-1,580,780.98	-1,418,984.02	52.7%
46930 PETROLEUM SPECIAL TAX	-124,345	0	-124,345	-51,810.31	-72,534.69	41.7%
48120 PAVING & MAINTENANCE	-25,000	0	-25,000	.00	-25,000.00	.0%
49700 INSURANCE RECOVERY	0	0	0	-20,244.50	20,244.50	100.0%

01/05/2018 07:01  
 mlopez

 MONTGOMERY COUNTY GOVERNMENT, TN  
 YEAR-TO-DATE BUDGET REPORT

 P 4  
 glytdbud

FOR 2018 06

JOURNAL DETAIL 2018 1 TO 2018 12

	ORIGINAL ESTIM REV	ESTIM REV ADJSTMTS	REVISED EST REV	ACTUAL YTD REVENUE	REMAINING REVENUE	PCT COLL
TOTAL GENERAL ROADS	-8,920,244	0	-8,920,244	-2,611,249.20	-6,308,994.80	29.3%
151 DEBT SERVICE						
40110 CURRENT PROPERTY TAX	-34,102,375	0	-34,102,375	-2,261,404.32	-31,840,970.68	6.6%
40120 TRUSTEE'S COLLECTIONS - PYR	-750,000	0	-750,000	-279,454.18	-470,545.82	37.3%
40125 TRUSTEE COLLECTIONS - BANKRUP	-30,000	0	-30,000	-14,436.16	-15,563.84	48.1%
40130 CIRCUIT/CHANCERY COLLECT-PYR	-225,000	0	-225,000	-253,883.66	28,883.66	112.8%
40140 INTEREST & PENALTY	-230,000	0	-230,000	-147,209.62	-82,790.38	64.0%
40210 LOCAL OPTION SALES TAX	0	0	0	-73,549.07	73,549.07	100.0%
40250 LITIGATION TAX - GENERAL	-350,000	0	-350,000	-176,174.91	-173,825.09	50.3%
40266 LITIGATION TAX-JAIL/WH/CH	-360,000	0	-360,000	-190,034.62	-169,965.38	52.8%
40270 BUSINESS TAX	-80,000	0	-80,000	-12,763.78	-67,236.22	16.0%
40285 ADEQUATE FACILITIES TAX	-950,000	0	-950,000	-699,500.00	-250,500.00	73.6%
40320 BANK EXCISE TAX	-100,000	0	-100,000	.00	-100,000.00	.0%
44110 INTEREST EARNED	-300,000	0	-300,000	-234,224.99	-65,775.01	78.1%
44990 OTHER LOCAL REVENUES	0	0	0	-101,027.75	101,027.75	100.0%
47715 TAX CREDIT BOND REBATE	-90,000	0	-90,000	.00	-90,000.00	.0%
49800 OPERATING TRANSFERS	0	0	0	-24,875.00	24,875.00	100.0%
TOTAL DEBT SERVICE	-37,567,375	0	-37,567,375	-4,468,538.06	-33,098,836.94	11.9%
171 CAPITAL PROJECTS						
40110 CURRENT PROPERTY TAX	-2,324,400	0	-2,324,400	-154,135.99	-2,170,264.01	6.6%
40120 TRUSTEE'S COLLECTIONS - PYR	0	0	0	-19,047.45	19,047.45	100.0%
40125 TRUSTEE COLLECTIONS - BANKRUP	0	0	0	-983.96	983.96	100.0%
40130 CIRCUIT/CHANCERY COLLECT-PYR	0	0	0	-17,304.58	17,304.58	100.0%
40140 INTEREST & PENALTY	0	0	0	-10,033.73	10,033.73	100.0%
40240 WHEEL TAX	0	0	0	-205,290.75	205,290.75	100.0%
44110 INTEREST EARNED	0	0	0	-19,719.74	19,719.74	100.0%
44530 SALE OF EQUIPMENT	0	-5,558	-5,558	-5,558.00	.00	100.0%
47590 OTHER FEDERAL THROUGH STATE	-882,400	-2,396,529	-3,278,929	-10,853.83	-3,268,075.17	.3%
48610 DONATIONS	-516,126	-1,500	-517,626	-323,000.00	-194,626.00	62.4%
49100 BOND PROCEEDS	-10,800,000	-19,724,171	-30,524,171	-30,524,171.36	.00	100.0%
49700 INSURANCE RECOVERY	0	0	0	-33,089.92	33,089.92	100.0%
49800 OPERATING TRANSFERS	-720,600	-81,000	-801,600	-801,600.00	.00	100.0%
TOTAL CAPITAL PROJECTS	-15,243,526	-22,208,758	-37,452,284	-32,124,789.31	-5,327,495.05	85.8%

266 WORKER'S COMPENSATION



01/05/2018 07:01  
mlopez

MONTGOMERY COUNTY GOVERNMENT, TN  
YEAR-TO-DATE BUDGET REPORT

P 5  
glytdbud

FOR 2018 06

JOURNAL DETAIL 2018 1 TO 2018 12

	ORIGINAL ESTIM REV	ESTIM REV ADJSTMTS	REVISED EST REV	ACTUAL YTD REVENUE	REMAINING REVENUE	PCT COLL
49700 INSURANCE RECOVERY	0	0	0	-7,500.00	7,500.00	100.0%
49800 OPERATING TRANSFERS	-787,111	0	-787,111	.00	-787,111.00	.0%
TOTAL WORKER'S COMPENSATION	-787,111	0	-787,111	-7,500.00	-779,611.00	1.0%
GRAND TOTAL	-142,061,824	-23,327,552	-165,389,376	-57,429,717.54	-107,959,658.82	34.7%

\*\* END OF REPORT - Generated by Mariel Lopez-Gonzalez \*\*

01/05/2018 07:01  
mlopez

MONTGOMERY COUNTY GOVERNMENT, TN  
YEAR-TO-DATE BUDGET REPORT

P 6  
glytdbud

# REPORT OPTIONS

	Field #	Total	Page Break
Sequence 1	1	Y	N
Sequence 2	11	Y	N
Sequence 3	0	N	N
Sequence 4	0	N	N

Report title:  
YEAR-TO-DATE BUDGET REPORT

Includes accounts exceeding 0% of budget.

Print totals only: Y

Print Full or Short description: F

Print full GL account: N

Format type: 1

Double space: N

Suppress zero bal accts: Y

Include requisition amount: Y

Print Revenues-Version headings: Y

Print revenue as credit: Y

Print revenue budgets as zero: N

Include Fund Balance: N

Print journal detail: Y

From Yr/Per: 2018/ 1

To Yr/Per: 2018/12

Include budget entries: Y

Incl encumb/liq entries: Y

Sort by JE # or PO #: J

Detail format option: 1

Include additional JE comments: N

Multiyear view: D

Amounts/totals exceed 999 million dollars: N

Year/Period: 2018/ 6

Print MTD Version: N

Roll projects to object: N

Carry forward code: 1

## Find Criteria

Field Name	Field Value
Fund	101 131 151 171 266
Department	
Program	
Function	
Object	
Project	
Character code	
Account type	Revenue
Account status	
Rollup Code	



01/05/2018 06:59  
 mlopez

**MONTGOMERY COUNTY GOVERNMENT, TN**  
**YEAR-TO-DATE BUDGET REPORT**
**P 1**  
**glytdbud**
**FOR 2018 06**
**JOURNAL DETAIL 2018 1 TO 2018 12**

	ORIGINAL APPROP	TRANFRS/ ADJSTMTS	REVISED BUDGET	YTD EXPENDED	ENC/REQ	AVAILABLE BUDGET	PCT USED
<b>101 COUNTY GENERAL</b>							
51100 COUNTY COMMISSION	354,316	0	354,316	141,558.15	37,873.56	174,884.29	50.6%
51210 BOARD OF EQUALIZATION	3,227	0	3,227	220.68	.00	3,006.32	6.8%
51220 BEER BOARD	2,020	0	2,020	807.40	.00	1,212.60	40.0%
51240 OTHER BOARDS & COMMITTEES	5,168	0	5,168	1,453.32	.00	3,714.68	28.1%
51300 COUNTY MAYOR	514,565	0	514,565	247,885.12	4,260.81	262,419.07	49.0%
51310 HUMAN RESOURCES	398,535	0	398,535	178,662.89	6,340.84	213,531.27	46.4%
51400 COUNTY ATTORNEY	75,000	0	75,000	400.00	11,600.00	63,000.00	16.0%
51500 ELECTION COMMISSION	648,789	-10	648,779	274,133.63	4,384.38	370,260.99	42.9%
51600 REGISTER OF DEEDS	509,001	0	509,001	254,122.29	9,458.45	245,420.26	51.8%
51720 PLANNING	314,592	0	314,592	157,296.00	.00	157,296.00	50.0%
51730 BUILDING	341,540	0	341,540	175,887.73	13,490.78	152,161.49	55.4%
51750 CODES COMPLIANCE	893,762	0	893,762	400,636.84	67,796.95	425,328.21	52.4%
51760 GEOGRAPHICAL INFO SYSTEMS	221,740	0	221,740	.00	130,605.48	91,134.52	58.9%
51800 COUNTY BUILDINGS	397,729	0	397,729	171,116.98	13,883.87	212,728.15	46.5%
51810 FACILITIES	2,636,216	0	2,636,216	1,126,997.98	263,315.48	1,245,902.54	52.7%
51900 OTHER GENERAL ADMINISTRATION	1,113,248	111,000	1,224,248	531,897.74	100,994.99	591,355.27	51.7%
51910 ARCHIVES	207,853	0	207,853	85,147.21	4,279.20	118,426.59	43.0%
52100 ACCOUNTS & BUDGETS	698,464	0	698,464	332,732.55	376.44	365,355.01	47.7%
52200 PURCHASING	310,906	0	310,906	146,726.76	5,021.97	159,157.27	48.8%
52300 PROPERTY ASSESSOR'S OFFICE	1,316,194	0	1,316,194	587,204.46	10,953.36	718,036.18	45.4%
52400 COUNTY TRUSTEES OFFICE	707,531	0	707,531	351,846.48	1,727.64	353,956.88	50.0%
52500 COUNTY CLERK'S OFFICE	2,353,161	0	2,353,161	1,123,562.78	62,606.69	1,166,991.53	50.4%
52600 INFORMATION SYSTEMS	2,363,534	-9,000	2,354,534	1,351,705.40	148,864.72	853,963.88	63.7%
52900 OTHER FINANCE	61,300	0	61,300	8,204.29	.00	53,095.71	13.4%
53100 CIRCUIT COURT	3,159,322	30,000	3,189,322	1,500,582.07	17,787.58	1,670,952.35	47.6%
53300 GENERAL SESSIONS COURT	704,311	0	704,311	348,595.15	.00	355,715.85	49.5%
53330 DRUG COURT	70,000	0	70,000	24,665.88	399.92	44,934.20	35.8%
53400 CHANCERY COURT	624,668	2,064	626,732	306,595.45	.00	320,136.55	48.9%
53500 JUVENILE COURT	1,385,941	169,714	1,555,655	632,218.09	33,434.52	890,002.39	42.8%
53600 DISTRICT ATTORNEY GENERAL	59,750	0	59,750	5,253.54	2,600.00	51,896.46	13.1%
53610 OFFICE OF PUBLIC DEFENDER	7,313	0	7,313	1,883.75	1,381.47	4,047.78	44.6%
53700 JUDICIAL COMMISSIONERS	253,195	0	253,195	116,222.23	1,297.98	135,674.79	46.4%
53900 OTHER ADMINISTRATION/ JUSTICE	517,630	0	517,630	132,528.76	.00	385,101.24	25.6%
53910 ADULT PROBATION SERVICES	1,072,784	0	1,072,784	369,654.09	48,800.16	654,329.75	39.0%
54110 SHERIFF'S DEPARTMENT	10,935,387	154,481	11,089,868	5,586,423.08	162,062.24	5,341,382.39	51.8%
54120 SPECIAL PATROLS	2,324,993	0	2,324,993	1,082,025.59	20,408.29	1,222,559.12	47.4%
54160 SEXUAL OFFENDER REGISTRY	16,125	0	16,125	6,341.10	1,636.00	8,147.90	49.5%
54210 JAIL	13,458,193	13,285	13,471,478	6,374,984.69	1,141,120.18	5,955,373.13	55.8%
54220 WORKHOUSE	1,919,715	0	1,919,715	963,348.07	218,117.48	738,249.45	61.5%
54230 COMMUNITY CORRECTIONS	489,802	4,000	493,802	232,574.84	38,509.28	222,717.88	54.9%



01/05/2018 06:59  
mlopez

MONTGOMERY COUNTY GOVERNMENT, TN  
YEAR-TO-DATE BUDGET REPORT

P 2  
glytdbud

FOR 2018 06

JOURNAL DETAIL 2018 1 TO 2018 12

	ORIGINAL APPROP	TRANFRS/ ADJSTMTS	REVISED BUDGET	YTD EXPENDED	ENC/REQ	AVAILABLE BUDGET	PCT USED
54240 JUVENILE SERVICES	280,665	0	280,665	135,969.18	1,208.10	143,487.72	48.9%
54310 FIRE PREVENTION & CONTROL	443,845	1,500	445,345	132,773.27	24,834.64	287,737.09	35.4%
54410 EMERGENCY MANAGEMENT	520,498	0	520,498	256,023.82	1,711.35	262,762.83	49.5%
54490 OTHER EMERGENCY MANAGEMENT	0	287,647	287,647	30,657.36	6,860.13	250,129.51	13.0%
54610 COUNTY CORONER / MED EXAMINER	224,700	0	224,700	98,112.00	7,440.00	119,148.00	47.0%
55110 HEALTH DEPARTMENT	286,419	122,685	409,104	145,962.86	10,056.26	253,084.88	38.1%
55120 RABIES & ANIMAL CONTROL	912,441	77,848	990,289	463,300.03	22,446.88	504,541.69	49.1%
55130 AMBULANCE SERVICE	11,099,860	0	11,099,860	5,018,957.33	324,728.65	5,756,174.02	48.1%
55190 OTHER LOCAL HLTH SRVCS (WIC)	2,874,600	41,100	2,915,700	1,180,638.98	.00	1,735,061.02	40.5%
55390 APPROPRIATION TO STATE	218,887	0	218,887	.00	.00	218,887.00	.0%
55590 OTHER LOCAL WELFARE SERVICES	20,825	0	20,825	5,000.00	.00	15,825.00	24.0%
55900 OTHER PUBLIC HEALTH & WELFARE	2,500	0	2,500	.00	.00	2,500.00	.0%
56500 LIBRARIES	2,017,694	0	2,017,694	1,513,270.50	.00	504,423.50	75.0%
56700 PARKS & FAIR BOARDS	1,009,837	0	1,009,837	422,694.07	50,080.72	537,062.21	46.8%
56900 OTHER SOCIAL, CULTURAL & REC	9,688	0	9,688	3,848.86	.00	5,839.14	39.7%
57100 AGRICULTURAL EXTENSION SERVIC	373,775	0	373,775	77,736.68	3,015.89	293,022.43	21.6%
57300 FOREST SERVICE	2,000	0	2,000	.00	.00	2,000.00	.0%
57500 SOIL CONSERVATION	33,346	0	33,346	15,785.77	.00	17,560.23	47.3%
58110 TOURISM	1,566,650	0	1,566,650	768,950.95	.00	797,699.05	49.1%
58120 INDUSTRIAL DEVELOPMENT	1,368,807	0	1,368,807	758,654.00	.00	610,153.00	55.4%
58220 AIRPORT	234,125	91,432	325,557	108,812.56	.00	216,744.44	33.4%
58300 VETERAN'S SERVICES	537,738	0	537,738	258,803.99	1,569.14	277,364.87	48.4%
58400 OTHER CHARGES	2,316,406	0	2,316,406	553,595.09	.00	1,762,810.91	23.9%
58500 CONTRIBUTION TO OTHER AGENCIE	697,000	150,000	847,000	587,626.36	231,252.50	28,121.14	96.7%
58600 EMPLOYEE BENEFITS	457,900	0	457,900	215,646.06	.00	242,253.94	47.1%
58900 MISC-CONT RESERVE	20,500	0	20,500	4,156.24	2,234.30	14,109.46	31.2%
64000 LITTER & TRASH COLLECTION	123,477	0	123,477	66,470.47	.00	57,006.53	53.8%
99100 OPERATING TRANSFERS	500,000	81,000	581,000	581,000.00	.00	.00	100.0%
TOTAL COUNTY GENERAL	81,601,703	1,328,745	82,930,448	38,738,549.49	3,272,829.27	40,919,069.55	50.7%

131 GENERAL ROADS

61000 ADMINISTRATION	464,224	0	464,224	229,544.67	2,934.36	231,744.97	50.1%
62000 HIGHWAY & BRIDGE MAINTENANCE	4,786,794	0	4,786,794	1,978,264.30	158,341.94	2,650,187.76	44.6%
63100 OPERATION & MAINT OF EQUIPMEN	1,276,239	0	1,276,239	533,176.20	45,782.57	697,280.23	45.4%
63600 TRAFFIC CONTROL	512,319	0	512,319	159,093.47	58,306.19	294,919.34	42.4%
65000 OTHER CHARGES	560,171	0	560,171	254,017.40	6,965.91	299,187.69	46.6%
66000 EMPLOYEE BENEFITS	35,000	0	35,000	19,300.26	.00	15,699.74	55.1%
68000 CAPITAL OUTLAY	2,089,000	79,602	2,168,602	562,549.80	329,113.15	1,276,938.60	41.1%
99100 OPERATING TRANSFERS	220,600	0	220,600	220,600.00	.00	.00	100.0%
TOTAL GENERAL ROADS	9,944,347	79,602	10,023,949	3,956,546.10	601,444.12	5,465,958.33	45.5%

01/05/2018 06:59  
mlopez

MONTGOMERY COUNTY GOVERNMENT, TN  
YEAR-TO-DATE BUDGET REPORT

P 3  
glytdbud

FOR 2018 06

JOURNAL DETAIL 2018 1 TO 2018 12

151	DEBT SERVICE	ORIGINAL APPROP	TRANFRS/ ADJSTMTS	REVISED BUDGET	YTD EXPENDED	ENC/REQ	AVAILABLE BUDGET	PCT USED
151 DEBT SERVICE								
82110	PRINCIPAL-GENERAL GOVERNMENT	10,085,170	0	10,085,170	.00	.00	10,085,170.00	.0%
82130	PRINCIPAL-EDUCATION	17,527,399	0	17,527,399	883,584.40	.00	16,643,814.60	5.0%
82210	INTEREST-GENERAL GOVERNMENT	3,435,229	0	3,435,229	1,602,061.83	.00	1,833,167.17	46.6%
82230	INTEREST-EDUCATION	7,931,304	0	7,931,304	3,485,904.43	.00	4,445,399.57	44.0%
82310	OTHER DEBT SERV-COUNTY GOVT	268,500	0	268,500	22,210.94	.00	246,289.06	8.3%
82330	OTHER DEBT SERV.-EDUCATION	678,000	0	678,000	64,976.02	.00	613,023.98	9.6%
	TOTAL DEBT SERVICE	39,925,602	0	39,925,602	6,058,737.62	.00	33,866,864.38	15.2%
171 CAPITAL PROJECTS								
00000	NON-DEDICATED ACCOUNT	47,000	0	47,000	4,191.29	.00	42,808.71	8.9%
82310	OTHER DEBT SERV-COUNTY GOVT	0	154,449	154,449	.00	.00	154,449.00	.0%
91110	GENERAL ADMINISTRATION PROJEC	530,000	9,693,012	10,223,012	6,325,150.52	2,427,718.20	1,470,142.91	85.6%
91130	PUBLIC SAFETY PROJECTS	875,000	2,247,715	3,122,715	2,213,176.80	37,637.89	871,900.64	72.1%
91140	PUBLIC HEALTH /WELFARE PROJEC	5,500,000	2,334,405	7,834,405	418,518.62	4,373,339.35	3,042,546.57	61.2%
91150	SOCIAL/CULTURAL/REC PROJECTS	6,196,126	4,405,315	10,601,441	2,976,122.76	1,337,882.04	6,287,436.27	40.7%
91190	OTHER GENERAL GOVT PROJECTS	0	185,983	185,983	.00	.00	185,983.00	.0%
91200	HIGHWAY & STREET CAP PROJECTS	1,103,000	2,441,994	3,544,994	27,710.76	100,363.63	3,416,919.96	3.6%
91300	EDUCATION CAPITAL PROJECTS	0	16,448,710	16,448,710	.00	.00	16,448,710.00	.0%
	TOTAL CAPITAL PROJECTS	14,251,126	37,911,583	52,162,709	11,964,870.75	8,276,941.11	31,920,897.06	38.8%
266 WORKER'S COMPENSATION								
51500	ELECTION COMMISSION	0	0	0	329.97	.00	-329.97	100.0%
51920	RISK MANAGEMENT	518,678	0	518,678	117,087.11	54,927.49	346,663.40	33.2%
52500	COUNTY CLERK'S OFFICE	0	0	0	158.10	.00	-158.10	100.0%
54110	SHERIFF'S DEPARTMENT	0	0	0	18,697.49	.00	-18,697.49	100.0%
54210	JAIL	0	0	0	1,940.90	.00	-1,940.90	100.0%
54410	EMERGENCY MANAGEMENT	0	0	0	8,072.91	.00	-8,072.91	100.0%
55120	RABIES & ANIMAL CONTROL	0	0	0	577.43	.00	-577.43	100.0%
55130	AMBULANCE SERVICE	0	0	0	7,573.31	.00	-7,573.31	100.0%
55754	LANDFILL OPERATION/MAINTENANC	0	0	0	7,696.63	.00	-7,696.63	100.0%
56500	LIBRARIES	0	0	0	187.84	.00	-187.84	100.0%
62000	HIGHWAY & BRIDGE MAINTENANCE	0	0	0	7,154.24	.00	-7,154.24	100.0%



01/05/2018 06:59  
mlopez

**MONTGOMERY COUNTY GOVERNMENT, TN  
YEAR-TO-DATE BUDGET REPORT**

P 4  
glytdbud

**FOR 2018 06**

JOURNAL DETAIL 2018 1 TO 2018 12

	ORIGINAL APPROP	TRANFRS/ ADJSTMTS	REVISED BUDGET	YTD EXPENDED	ENC/REQ	AVAILABLE BUDGET	PCT USED
TOTAL WORKER'S COMPENSATION	518,678	0	518,678	169,475.93	54,927.49	294,274.58	43.3%
GRAND TOTAL	146,241,456	39,319,930	185,561,386	60,888,179.89	12,206,141.99	112,467,063.90	39.4%
** END OF REPORT - Generated by Mariel Lopez-Gonzalez **							

01/05/2018 06:59  
 mlopez

MONTGOMERY COUNTY GOVERNMENT, TN  
 YEAR-TO-DATE BUDGET REPORT

P 5  
 glytdbud

# REPORT OPTIONS

Sequence	Field #	Total	Page Break
Sequence 1	1	Y	N
Sequence 2	2	Y	N
Sequence 3	0	N	N
Sequence 4	0	N	N

Report title:  
 YEAR-TO-DATE BUDGET REPORT

Includes accounts exceeding 0% of budget.

Print totals only: Y

Print Full or Short description: F

Print full GL account: N

Format type: 1

Double space: N

Suppress zero bal accts: Y

Include requisition amount: Y

Print Revenues-Version headings: N

Print revenue as credit: Y

Print revenue budgets as zero: N

Include Fund Balance: N

Print journal detail: Y

From Yr/Per: 2018/ 1

To Yr/Per: 2018/12

Include budget entries: Y

Incl encumb/liq entries: Y

Sort by JE # or PO #: J

Detail format option: 1

Include additional JE comments: N

Multiyear view: D

Amounts/totals exceed 999 million dollars: N

Year/Period: 2018/ 6

Print MTD Version: N

Roll projects to object: N

Carry forward code: 1

## Find Criteria

Field Name	Field Value
Fund	101 131 151 171 266
Department	
Program	
Function	
Object	
Project	
Character code	
Account type	Expense
Account status	
Rollup Code	





## **NOMINATING COMMITTEE**

**JANUARY 8, 2018**

### **AGRICULTURAL EXTENSION COMMITTEE**

2-yr term (max 6 yrs)

Commissioner Joe Weyant has been filling an unexpired term and is now eligible to be nominated to serve his first two-year term to expire January, 2020.

Laura Sleigh is nominated to replace Mary Frances Daugherty for a two-year term to expire January, 2020.

Commissioner Garland Johnson has been nominated to replace Commissioner Ed Baggett for a two-year term to expire January, 2020.

Denny Greene is nominated to serve his second two-year term to expire January, 2020.

### **JAIL & JUVENILE COMMITTEE**

2-yr term (max 6 yrs)

Commissioner Martha Brockman is eligible to be nominated to serve her last two-year term to expire January, 2020.

Commissioner Tommy Vallejos is eligible to be nominated to serve another two-year term to expire January, 2020.

### **MUSEUM BOARD**

3 yr term (max 6 yrs)

Betsy Kimbrough nominated to replace Diane Todd for a three-year term to expire January, 2021.

Martha Hopson nominated to replace Katie Gambill for a three-year term to expire January, 2021.

**Tom Creech's replacement has been deferred to February.**

### **NOMINATING COMMITTEE**

2-yr term (max 4 yrs)

In Geographical Area (#1), Commissioner John Gannon's term doesn't expire until January, 2019 so there's no change.

In Geographical Area (#2), Commissioner Robert Gibbs is eligible for reappointment, replacing Commissioner Allbert, for a two-year term to expire January, 2020.

In Geographical Area (#3), Commissioner Audrey Tooley's term doesn't expire until January, 2019 so there's no change.

In Geographical Area (#4), Commissioner Tommy Vallejos nominated to replace Commissioner Robert Gibbs for a two-year term to expire January, 2020.

In Geographical Area (#5), Commissioner Robert Nichols' term doesn't expire until January, 2019 so there's no change.

### **SCHOOL LIAISON COMMITTEE**

2-yr term (max 4 yrs)

In Geographical Area (#1), Commissioner David Harper is nominated to replace Commissioner Charlie Keene for a two-year term to expire January, 2020.

In Geographical Area (#2), Commissioner Jerry Allbert is nominated to replace Commissioner Arnold Hodges for a two-year term to expire January, 2020.

In Geographical Area (#3), Commissioner Wallace Redd nominated to serve a second two-year term to expire January, 2020.

In Geographical Area (#4), Commissioner Keene is eligible for reappointment, replacing Commissioner Gibbs, for a two-year term to expire January, 2020.

In Geographical Area (#5), Commissioner Genis' term does not expire until January, 2019, so no action needs to be taken.

## COUNTY MAYOR NOMINATIONS

**JANUARY 8, 2018**

### **ANIMAL CONTROL COMMITTEE**

2-yr term (max 4 yrs)

Commissioner Brandon Butts nominated to serve another two-year term to expire January, 2020.

John Rudolph nominated to serve another two-year term to expire January, 2020.

Dr. Ben Howard has been filling an unexpired term and is now eligible to be nominated to serve his first full two-year term to expire January, 2020.

**Mike Oliver's replacement (from the Montgomery County Sheriff's Office) is deferred to February.**

### **PURCHASING COMMITTEE**

1-yr term (max 4 yrs)

Commissioner Joe Weyant nominated to serve another one-year term to expire January, 2019.

Commissioner Martha Brockman nominated to replace Commissioner Larry Rocconi for a one-year term to expire January, 2019.

Commissioner Monroe Gildersleeve has served three years and is eligible to serve another one-year term to expire January, 2019.

Commissioner Audrey Tooley has served three years and is eligible to serve another one-year term to expire January, 2019.

**COUNTY MAYOR APPOINTMENTS**  
**JANUARY 8, 2018**

**BUDGET COMMITTEE**

1-yr term (max 4 yrs)

**(needs approval by county commission)**

Commissioner John Gannon appointed to serve another one-year term to expire January, 2019.

Commissioner Larry Rocconi appointed to serve another one-year term to expire January, 2019.

Commissioner Tommy Vallejos appointed to serve another one-year term to expire January, 2019.

Commissioner Charlie Keene appointed to serve another one-year term to expire January, 2019.

**911 EMERGENCY COMMUNICATION DISTRICT BOARD**

4-yr term

**(needs approval by county commission)**

Elisabeth Henley appointed to another two-year term which would complete her four-year term; term to expire January, 2020.

Geno Grubbs appointed to another two-year term which would complete his four-year term; term to expire January, 2020.

**FIRE CHIEF**

Ed Baggett appointed to serve as Interim Montgomery County Fire Chief replacing Jerry Buchanan who retired December 31, 2017.

**MUSEUM BOARD**

1-yr term

Commissioner Charlie Keene appointed to serve another one-year term as an Ex Officio member, term to expire January, 2019.

**RESIDENTIAL DEVELOPMENT COMMISSION**

2-yr terms (max 4 yrs)

Commissioner Wallace Redd appointed to another two-year term to expire January, 2020.

Commissioner Garland Johnson has been filling an unexpired term and is now eligible to serve his first full two-year term to expire January, 2020.

Eric Huneycutt (Housing Task Force) appointed to another two-year term to expire January, 2020.

Jeremy Means appointed to replace Rex Hawkins' (Housing Task Force) for a two-year term to expire January, 2020.

Josh Baggett appointed to replace George Giles' (School Board) for a two-year term to expire January, 2020.



## **STORM WATER BOARD OF APPEALS**

2-yr terms (max 4 yrs)

Leo Milan (Lay Member) appointed to serve another one-year term to expire January, 2019.

Alan Burkhart (Lay Member) appointed to serve another one-year term to expire January, 2019.

Allison Means (Alternate) appointed to serve another one-year term to expire January, 2019.

Allen Moser (Alternate) appointed to serve another one-year term to expire January, 2019, which will conclude his four-year term.