

INFORMAL COMMISSION MEETING AGENDA

SEPTEMBER 6, 2016

CALL TO ORDER - Mayor Durrett

PRESENTATION OF LIFESAVER AWARD – James Munns

PUBLIC HEARING REGARDING ZONING

CZ-13-2016: Application of Cecil Travis, Jr., from R-1 to M-1, Light Industrial

CZ-14-2016: Application of Mattie Brown, from R-1 to C-5, Highway & Arterial Commercial

CLOSE PUBLIC HEARING

RESOLUTIONS

- 16-9-1:** Resolution Amending the Budget of the Montgomery County Veterans Service Organization
- 16-9-2:** Resolution to Accept Grant Funding for the Montgomery County Animal Care and Control through Maddie's Fund
- 16-9-3:** Resolution to Acknowledge and Agree to Certain Terms and Conditions Regarding Participating in the Tennessee Consolidated Retirement System
- 16-9-4:** Resolution to Authorize a Joint Venture's Participation in the Tennessee Consolidated Retirement System in Accordance with Tennessee Code Annotated Title 8, Chapters 34-37
- 16-9-5:** Resolution to Adopt the 2017 Legislative Agenda as Presented by the Legislative Liaison Committee
- 16-9-6:** Resolution of the Montgomery County Board of Commissioners Authorizing the Acceptance of State Grant Funds From the Tennessee Department of Mental Health and Substance Abuse Services
- 16-9-7:** Resolution to Charge off Debts in the Montgomery County Clerk's Office
- 16-9-8:** Resolution to Amend the Budgets of Various Funds for Fiscal Year 2017 in Certain Areas of Revenues and Expenditures

REPORTS

1. Nominating Committee Nominations – Commissioner Robert Nichols, Chairman
2. County Mayors Nominations and Appointments – Mayor Durrett

REPORTS FILED

1. Minutes from August 8, 2016
2. Financial Report – Sheriff’s Office
3. Financial Report – Circuit Court, General Sessions Court, and Juvenile Court
4. Financial Report – Trustee
5. Year to Date Report of Public School Funds – Trustee
6. TRAN Authorization Letter
7. Highway Department – Quarterly Report
8. Highway Department – Yearly Report
9. Adequate Facilities Tax and Permit Revenue Reports for August, 2016
10. Trustee’s Monthly Report

OLD BUSINESS


ANNOUNCEMENTS

1. You have on your desk an invitation to the Legislative Reception on September 27, at 5:30 at the Civic Hall. Please make plans to attend.
2. As you probably have heard, Commissioner Mark Riggins will be resigning effective September 30. The process to begin filling that vacancy has already begun with a Legal Notice that ran in today’s paper. You will be supplied with copies of all applicants’ information after the submission deadline of September 26. The candidates will address the commission and the commission will vote on the seat at the Formal Commission meeting on October 10. A copy of the Rules of Procedure has been placed in your Drop Box.
3. Mark your calendar: Congressman Marsha Blackburn will be in Clarksville on October 19 and would like to meet with the County Commission in the large conference room at 5:00 to update you on what’s happening in Washington, D.C.

ADJOURN



MONTGOMERY COUNTY TENNESSEE



LIFESAVER AWARD

JAMES DANIEL MUNNS

On August 11, 2016, James Daniel Munns, a Woodlawn volunteer firefighter and "Rakkasan" soldier helped save a toddler from potential heat exhaustion in San Antonio while there for military training. The toddler had been left alone inside a hot car for an extended length of time and when James noticed the child being pulled from the vehicle, he immediately took action in treating the child while instructing bystanders to initiate the 911 system.

Montgomery County applauds James Munns for his unselfish and heroic actions which helped to save the life of that young child. His dedication to the protection of life was clearly shown through his actions and professionalism.

9/16/16

Date

J. Daniels

County Mayor

COUNTY ZONING ACTIONS

The following case(s) will be considered for final action at the formal session of the Board of County Commissioners meeting on: **Monday, September 12, 2016**. The public hearing will be held on: **Tuesday, September 6, 2016**.

CASE NUMBER: CZ-13-2016

Applicant: Cecil Travis Jr

Agent: Stanley M Ross

Location: Property located at the terminus of Hilltop Road.

Request: R-1 Single-Family Residential District to
M-1 Light Industrial District

County Commission District: 6

STAFF RECOMMENDATION: DISAPPROVAL

PLANNING COMMISSION RECOMMENDATION: APPROVAL

CASE NUMBER: CZ-14-2016

Applicant: Mattie Brown

Agent: Judy A Bishop

Location: property fronting on the north frontage of Highway 41-A South 1,655+/- feet west of the Highway 41-A South & Sango Drive intersection

Request: R-1 Single-Family Residential District to
C-5 Highway & Arterial Commercial District

County Commission District: 15

STAFF RECOMMENDATION: APPROVAL

PLANNING COMMISSION RECOMMENDATION: APPROVAL

CLARKSVILLE-MONTGOMERY COUNTY REGIONAL PLANNING COMMISSION

STAFF REVIEW - ZONING

RPC MEETING DATE: 8/24/2016

CASE NUMBER: CZ - 13 - 2016

NAME OF APPLICANT: Cecil

Travis Jr

AGENT: Stanley M

Ross

GENERAL INFORMATION

PRESENT ZONING: R-1

PROPOSED ZONING: M-1

**EXTENSION OF ZONE
CLASSIFICATION:** NO

APPLICANT'S STATEMENT Bring current use into conformity and conform with adjacent property. Property
FOR PROPOSED USE: to be used as contractor's storage yard.

PROPERTY LOCATION: Property located at the terminus of Hilltop Road.

ACREAGE TO BE REZONED: 4.81

DESCRIPTION OF PROPERTY Property is currently used for a trucking operation with 2 large warehouse style
AND SURROUNDING USES: structures.

GROWTH PLAN AREA:

PGA **TAX PLAT:** 67

PARCEL(S): 12.09 p/o

CIVIL DISTRICT: 13

CITY COUNCIL WARD:

COUNTY COMMISSION DISTRICT: 6

PREVIOUS ZONING HISTORY:

**(to include zoning, acreage and
action by legislative body)**

CLARKSVILLE-MONTGOMERY COUNTY REGIONAL PLANNING COMMISSION

STAFF REVIEW - ZONING

DEPARTMENT COMMENTS

- ☐ GAS AND WATER ENG. SUPPORT MGR.
- ☐ GAS AND WATER ENG. SUPPORT COOR.
- ☒ UTILITY DISTRICT
- ☐ JACK FRAZIER
- ☐ CITY STREET DEPT.
- ☐ TRAFFIC ENG. - ST. DEPT.
- ☒ COUNTY HIGHWAY DEPT.
- ☒ CEMC
- ☐ DEPT. OF ELECTRICITY (CDE)

- ☐ ATT
- ☐ FIRE DEPARMENT
- ☒ EMERGENCY MANAGEMENT
- ☐ POLICE DEPARTMENT
- ☒ SHERIFF'S DEPARTMENT
- ☐ CITY BUILDING DEPT.
- 1. ☒ COUNTY BUILDING DEPT.
- ☐ SCHOOL SYSTEM OPERATIONS
- ☐ FT. CAMPBELL

- ☒ DIV. OF GROUND WATER
- ☐ HOUSING AUTHORITY
- ☐ INDUSTRIAL DEV BOARD
- ☐ CHARTER COMM.
- ☐ Other...

1. CITY ENGINEER/UTILITY DISTRICT:

No Comment(s) Received

2.

1a. COST TO ENGINEER/UTILITY DISTRICT:

No Comment(s) Received

2. STREET DEPARTMENT/ COUNTY HIGHWAY DEPARTMENT:

3.

2a. COST TO STREET/HIGHWAY DEPT.:

This Property Is Partially Within A Special Flood Hazard Area. A Flood Study May Be Required Before Development Will Be Permitted.

4.

3. DRAINAGE COMMENTS:

3a. DRAINAGE COST:

5.

4. CDE/CEMC:

4a. COST TO CDE/CEMC:

6.

5. CHARTER COMM./BELL SOUTH:

5a. COST TO CHARTER AND/OR BELLSOUTH:

7.

Comments Received From Department And They Had No Concerns.

6. FIRE DEPT/EMERGENCY MGT.:

6a. COST FIRE DEPT/EMERGENCY MGT.:

8.

7. POLICE DEPT/SHERIFF'S OFFICE:

7a. COST TO POLICE DEPT./SHERIFF'S DEPT:

9.

8. CITY BUILDING DEPARTMENT/ COUNTY BUILDING DEPARTMENT:

8a. COST TO CITY/COUNTY BLDG. & CODES:

9. SCHOOL SYSTEM:

ELEMENTARY:

MIDDLE SCHOOL:

HIGH SCHOOL:

10.

9a. COST TO SCHOOL SYSTEM:

10. FT. CAMPBELL:

10a. COST TO FT. CAMPBELL:

11.

11. OTHER COMMENTS:

CLARKSVILLE-MONTGOMERY COUNTY REGIONAL PLANNING COMMISSION

STAFF REVIEW - ZONING

PLANNING STAFF'S STUDY AND RECOMMENDATION

**IMPACT OF PROPOSED USE ON
SURROUNDING DEVELOPMENT:** Increased traffic, light & noise.

INFRASTRUCTURE:

WATER SOURCE: CUMBERLAND HEIGHTS

PIPE SIZE:

SEWER SOURCE: SEPTIC

ACCESSIBILITY: HILLTOP RD.

DRAINAGE:
NORTH

DEVELOPMENT ESTIMATES:

APPLICANT'S ESTIMATES

HISTORICAL ESTIMATES

LOTS/UNITS:

ROAD MILES:

POPULATION:

ELEMENTARY SCHOOL STUDENTS:

MIDDLE SCHOOL STUDENTS:

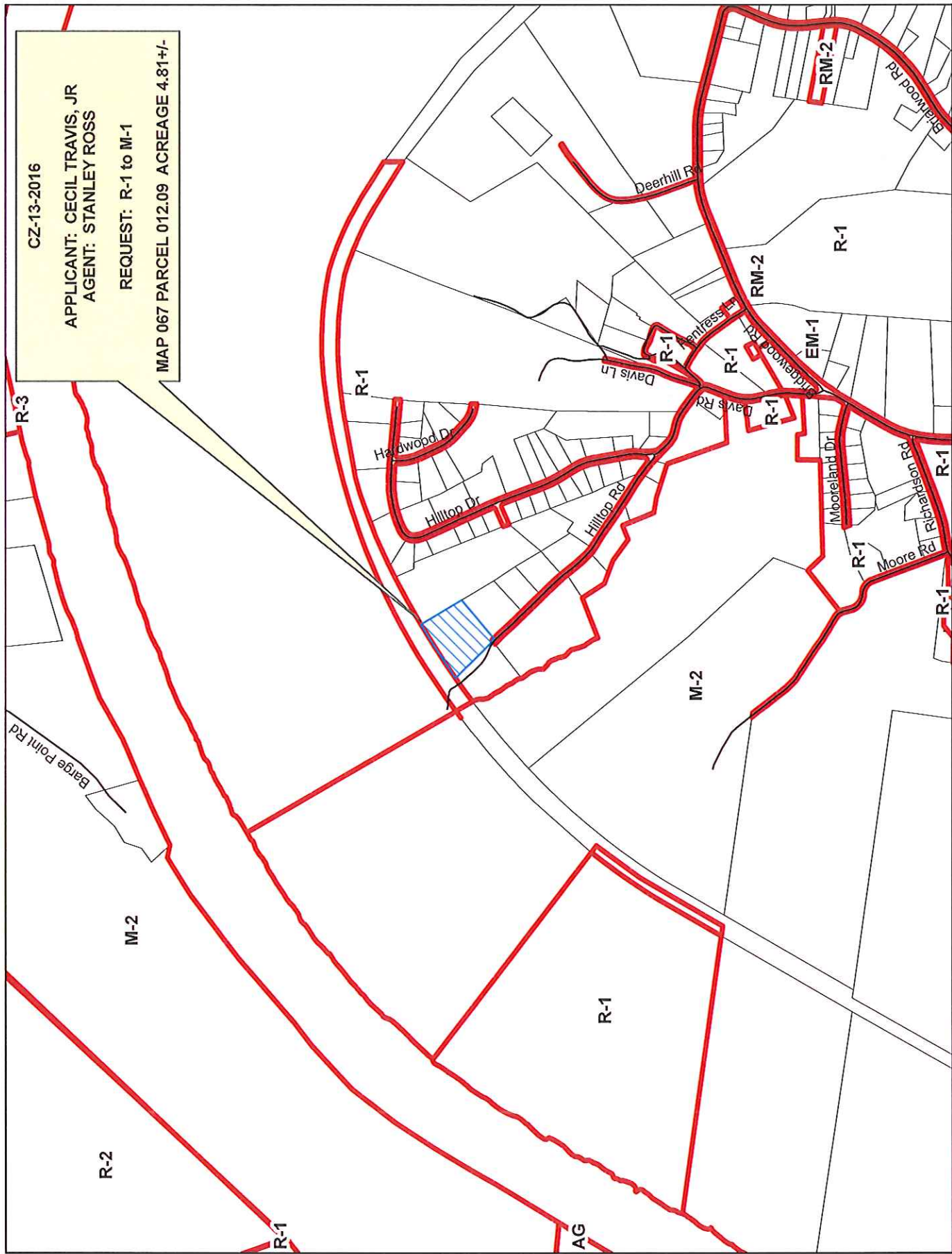
HIGH SCHOOL STUDENTS:

APPLICABLE COMPREHENSIVE PLAN ELEMENTS:

Cumberland Planning Area: Least densely populated planning area in Montgomery County

STAFF RECOMMENDATION: DISAPPROVAL

1. The proposed zoning request is consistent with Growth Plan (as in the County) and inconsistent with the adopted Land Use Plan.
2. This property is partially within a Special Flood Hazard Area. A flood study may be required to determine the environmental impact of the proposed use.
3. Proposed M-1 Industrial request permits uses that can produce multiple trips & heavy truck traffic that is less than ideal for rural county roads with varying pavement widths, narrow shoulders & areas of limited site distance.
4. The adopted Land Use Opinion Map indicates industrial uses in the vicinity of this request based on river and rail access for potential industrial uses, however the current use uses neither rail or water transportation.
5. A type D buffer is required adjacent to the residential zoning districts.



CASE NUMBER: CZ 13 2016 **MEETING DATE** 8/24/2016

APPLICANT: Cecil Travis Jr

PRESENT ZONING R-1 **PROPOSED ZONING** M-1

TAX PLAT # 67 **PARCEL** 12.09 p/o

GEN. LOCATION Property located at the terminus of Hilltop Road.

PUBLIC COMMENTS

None received as of 10:00 a.m. on 8/24/2016 (jhb).

CLARKSVILLE-MONTGOMERY COUNTY REGIONAL PLANNING COMMISSION

STAFF REVIEW - ZONING

RPC MEETING DATE: 8/24/2016

CASE NUMBER: CZ - 14 - 2016

NAME OF APPLICANT: Mattie

Brown

AGENT: Judy A

Bishop

GENERAL INFORMATION

PRESENT ZONING: R-1

PROPOSED ZONING: C-5

EXTENSION OF ZONE

CLASSIFICATION: YES

APPLICANT'S STATEMENT Rezoning for sale of property.
FOR PROPOSED USE:

PROPERTY LOCATION: property fronting on the north frontage of Highway 41-A South 1,655+/- feet west of the Highway 41-A South & Sango Drive intersection

ACREAGE TO BE REZONED: 1.3

DESCRIPTION OF PROPERTY Single family residence.
AND SURROUNDING USES:

GROWTH PLAN AREA:

UGB **TAX PLAT:** 82

PARCEL(S): 171.00

CIVIL DISTRICT: 11th

CITY COUNCIL WARD:

COUNTY COMMISSION DISTRICT: 15

PREVIOUS ZONING HISTORY:

(to include zoning, acreage and
action by legislative body)

CLARKSVILLE-MONTGOMERY COUNTY REGIONAL PLANNING COMMISSION

STAFF REVIEW - ZONING

DEPARTMENT COMMENTS

- ☒ GAS AND WATER ENG. SUPPORT MGR.
- ☒ GAS AND WATER ENG. SUPPORT COOR.
- ☐ UTILITY DISTRICT
- ☐ JACK FRAZIER
- ☐ CITY STREET DEPT.
- ☐ TRAFFIC ENG. - ST. DEPT.
- ☒ COUNTY HIGHWAY DEPT.
- ☒ CEMC
- ☐ DEPT. OF ELECTRICITY (CDE)

- ☐ ATT
- ☐ FIRE DEPARTMENT
- ☒ EMERGENCY MANAGEMENT
- ☐ POLICE DEPARTMENT
- ☒ SHERIFF'S DEPARTMENT
- ☐ CITY BUILDING DEPT.
- 1. ☒ COUNTY BUILDING DEPT.
- ☐ SCHOOL SYSTEM OPERATIONS
- ☐ FT. CAMPBELL

- ☐ DIV. OF GROUND WATER
- ☐ HOUSING AUTHORITY
- ☐ INDUSTRIAL DEV BOARD
- ☐ CHARTER COMM.
- ☐ Other...

1. CITY ENGINEER/UTILITY DISTRICT:

Comments Received From Department And They Had No Concerns.

2.

1a. COST TO ENGINEER/UTILITY DISTRICT:

2. STREET DEPARTMENT/ COUNTY HIGHWAY DEPARTMENT:

No Comment(s) Received

3.

2a. COST TO STREET/HIGHWAY DEPT.:

3. DRAINAGE COMMENTS:

Comments Received From Department And They Had No Concerns.

4.

3a. DRAINAGE COST:

4. CDE/CEMC:

5.

4a. COST TO CDE/CEMC:

5. CHARTER COMM./BELL SOUTH:

6.

5a. COST TO CHARTER AND/OR BELLSOUTH:

6. FIRE DEPT/EMERGENCY MGT.:

7.

Comments Received From Department And They Had No Concerns.

6a. COST FIRE DEPT/EMERGENCY MGT.:

8.

7. POLICE DEPT/SHERIFF'S OFFICE:

7a. COST TO POLICE DEPT./SHERIFF'S DEPT:

8. CITY BUILDING DEPARTMENT/ COUNTY BUILDING DEPARTMENT:

9.

8a. COST TO CITY/COUNTY BLDG. & CODES:

9. SCHOOL SYSTEM:

ELEMENTARY:

MIDDLE SCHOOL:

HIGH SCHOOL:

10.

9a. COST TO SCHOOL SYSTEM:

10. FT. CAMPBELL:

10a. COST TO FT. CAMPBELL:

11. OTHER COMMENTS:

11.

CLARKSVILLE-MONTGOMERY COUNTY REGIONAL PLANNING COMMISSION
STAFF REVIEW - ZONING

PLANNING STAFF'S STUDY AND RECOMMENDATION

IMPACT OF PROPOSED USE ON SURROUNDING DEVELOPMENT: Increased traffic, light & noise

INFRASTRUCTURE:

WATER SOURCE: CITY

PIPE SIZE:

SEWER SOURCE: CITY

ACCESSIBILITY: HIGHWAY 41-A SOUTH

DRAINAGE:
SOUTH

DEVELOPMENT ESTIMATES:

APPLICANT'S ESTIMATES

HISTORICAL ESTIMATES

LOTS/UNITS:

ROAD MILES:

POPULATION:

ELEMENTARY SCHOOL STUDENTS:

MIDDLE SCHOOL STUDENTS:

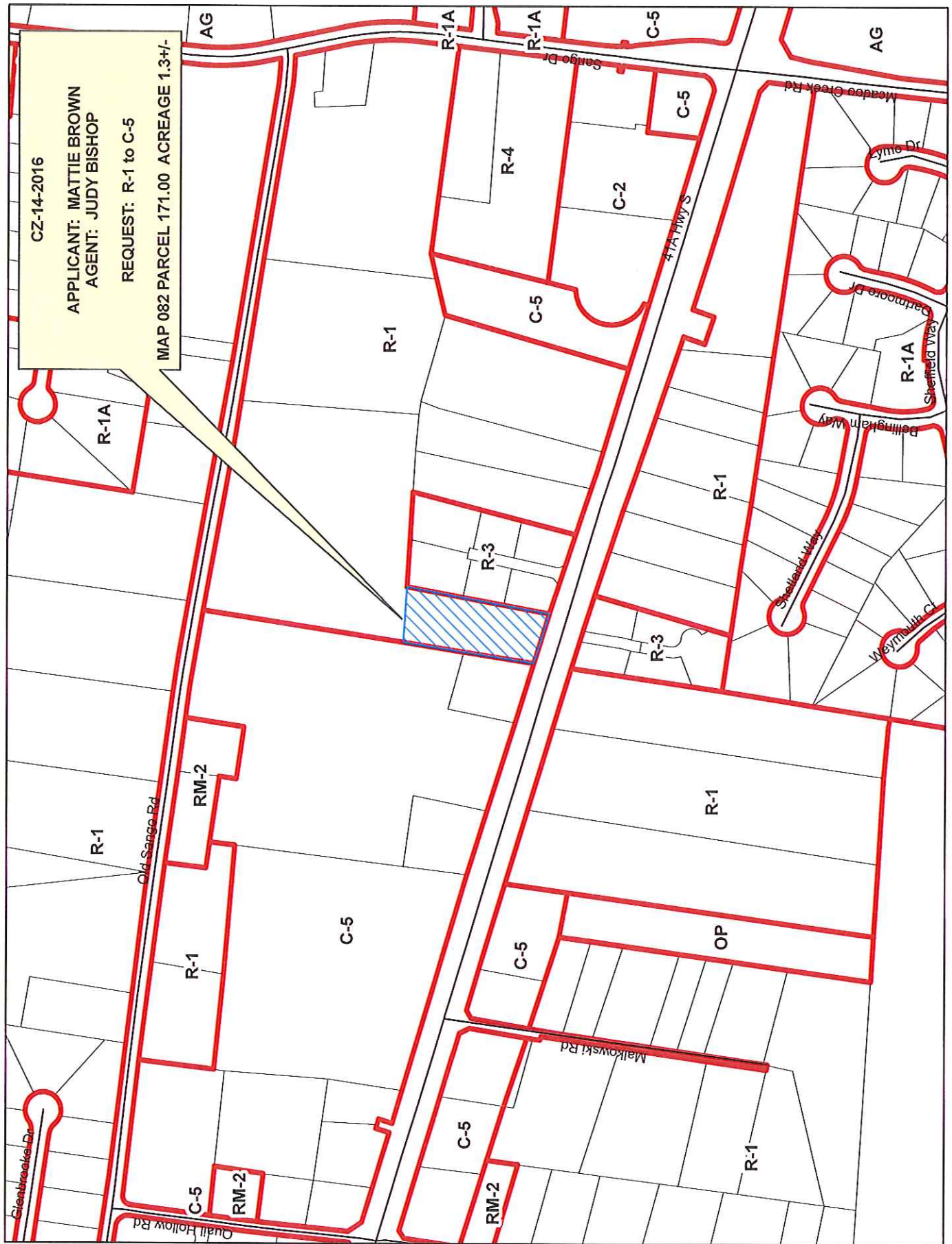
HIGH SCHOOL STUDENTS:

APPLICABLE COMPREHENSIVE PLAN ELEMENTS:

Sango Planning Area: Growth rate for this area is well above the overall county average

STAFF RECOMMENDATION: **APPROVAL**

1. The proposed zoning request is consistent with Growth Plan (as in the County) and adopted Land Use Plan.
2. Adequate infrastructure serves the site.
3. No adverse environmental issues were identified relative to this request.
4. Proposed C-5 zoning classification is an extension of the C-5 zoning district to the west.
- 5.



CASE NUMBER: CZ 14 2016 MEETING DATE 8/24/2016

APPLICANT: Mattie

Brown

PRESENT ZONING R-1

PROPOSED ZONING C-5

TAX PLAT # 82

PARCEL 171.00

GEN. LOCATION property fronting on the north frontage of Highway 41-A South 1,655+/- feet west of
the Highway 41-A South & Sango Drive intersection

PUBLIC COMMENTS

None received as of 10:00 a.m. on 8/24/2016 (jhb).

**RESOLUTION OF THE MONTGOMERY COUNTY BOARD OF
COMMISSIONERS
AMENDING THE ZONE CLASSIFICATION OF THE PROPERTY OF
CECIL TRAVIS JR**

WHEREAS, an application for a zone change from R-1 Single-Family Residential District to M-1 Light Industrial District has been submitted by Cecil Travis Jr and

WHEREAS, said property is identified as County Tax Map 67, parcel 12.09 p/o, containing 4.81 acres, situated in Civil District 13, located Property located at the terminus of Hilltop Road.; and

WHEREAS, said property is described as follows:

Beginning at an iron pin found, said pin also being on the east side of Hilltop Road and also being the southwestern pin of Tract I and the southeastern pin of herein described parcel: Thence, along the eastern right-of-way of Hilltop Road, and the western boundary of the herein described property, North 51 degrees 17 minutes 40 seconds West for a distance of 30.00 feet to an iron pin; Thence, along a common property line of Corn Silk Farms LLC as described in ORV 1629, page 1374, North 53 degrees 28 minutes 25 seconds West for a distance of 452.93 feet to a said iron pin; Thence, along the right-of-way of L&N Railroad and along the northwestern property line of the herein described property, on a non-tangential curve turning to the right through an angle of 05° 26' 49.6", having a radius of 5832.00 feet, and whose long chord bears North 54 degrees 11 minutes 47 seconds East for a distance of 554.24 feet to a point of intersection with a non-tangential line to an iron pin; Thence, leaving said right-of-way and along the common property line of Michael Edmondson's property as being described in ORV 1133, page 700, South 35 degrees 30 minutes 25 seconds East for a distance of 391.40 feet to a point, said point also being the common corner of the northwestern point of Tract I; Thence, along the common property line, South 44 degrees 33 minutes 27 seconds West for a distance of 412.54 feet to the point of beginning, said tract containing 209,307 square feet or 4.81+/- acres further identified as (Tax Map 67, Parcel 12.09 p/o)

WHEREAS, the Planning Commission staff recommends DISAPPROVAL and the Regional Planning Commission recommends APPROVAL of said application.

NOW, THEREFORE, BE IT RESOLVED by the Montgomery County Board of County Commissioners assembled in regular session on this 12th day of September, 2016, that the zone classification of the property of Cecil Travis Jr from R-1 to M-1 is hereby approved.

Duly passed and approved this 12h day of September, 2016.

Sponsor

Commissioner

Approved

David A. Ripple
Joe A. Auld

Attested: _____

County Clerk

County Mayor

**RESOLUTION OF THE MONTGOMERY COUNTY BOARD OF
COMMISSIONERS
AMENDING THE ZONE CLASSIFICATION OF THE PROPERTY OF
MATTIE BROWN**

WHEREAS, an application for a zone change from R-1 Single-Family Residential District to C-5 Highway & Arterial Commercial District has been submitted by Mattie Brown and

WHEREAS, said property is identified as County Tax Map 82, parcel 171.00, containing 1.3 acres, situated in Civil District 13, located property fronting on the north frontage of Highway 41-A South 1,655+/- feet west of the Highway 41-A South & Sango Drive intersection; and

WHEREAS, said property is described as follows:

Beginning at a point, said point being 1,739+/- feet west of the centerline of the 41-A South & Meadoo Creek Rd. intersection, said point further identified as the southwest corner of the Danell Welch Construction LLC property, thence in a westerly direction 144 +/- feet with the northern right of way margin of 41-A South to a point, said point being southeast corner of the Fulton L. Wilson property, thence in a northerly direction 369 +/- feet with the eastern boundary of the Wilson property and others to a point, said point being the southwest corner of the Robert C. Forte property, thence in a easterly direction 154 +/- feet with the southern boundary of the Forte property to a point, said point being northwest corner of the Danell Welch Construction Property LLC, thence in a southerly direction 405 +/- feet with the western boundaries of the Welch properties to the point of beginning, herein described tract containing 1.3+/- acres, further identified as Tax Map 82, Parcel 171.00

WHEREAS, the Planning Commission staff recommends APPROVAL and the Regional Planning Commission recommends APPROVAL of said application.

NOW, THEREFORE, BE IT RESOLVED by the Montgomery County Board of County Commissioners assembled in regular session on this 12th day of September, 2016, that the zone classification of the property of Mattie Brown from R-1 to C-5 is hereby approved.

Duly passed and approved this 12th day of September, 2016.

Sponsor _____
Commissioner _____
Approved _____

Attested: _____
County Clerk

County Mayor

**RESOLUTION AMENDING THE BUDGET OF THE
MONTGOMERY COUNTY VETERANS SERVICE ORGANIZATION**

WHEREAS, Montgomery County is one of the fastest growing communities in Tennessee and the Montgomery County Veterans Service Organization and the County Commission wishes to continue to efficiently and effectively meet the needs of the citizens of Montgomery County; and

WHEREAS, the Montgomery County Veterans Service Organization's workload has steadily continued; the veteran's appointment scheduled continues to be two to three weeks into the future with an average of 271 veterans with appointments since Fiscal Year 2013. With the addition of a new Counselor, statistically speaking, the wait time for an appointment could potentially drop to a little over one week or less in the future; and



WHEREAS, Tennessee Code Annotated §5-9-407 provides a procedure for amending the budget, specifically providing that, "the budget, including line items and major categories, may be amended by passage of an amendment by a majority of the members of the county legislative body;" and

WHEREAS, the Montgomery County Veterans Service Organization has identified the need for an additional counselor in order to continue meeting the immediate needs of the public.

NOW, THEREFORE, BE IT RESOLVED by the Montgomery County Board of Commissioners assembled in regular session on this 12th day of September, 2016, that the Montgomery County Veterans Service Organization's Fiscal Year 2017 operating budget is hereby amended as follows for a full-time counselor:

101-58300-00000-58-51680	Full Time Personnel	\$ 25,008
101-58300-00000-58-52010	Social Security	\$ 1,551
101-58300-00000-58-52060	Life Insurance	\$ 40
101-58300-00000-58-52070	Medical Insurance	\$ 10,425
101-58300-00000-58-52040	TCRS	\$ 3,460
101-58300-00000-58-52120	Medicare	\$ 363
	Total	\$ 40,847

Duly approved this 12th day of September 2016.

Sponsor 
 Commissioner 
 Approved _____
 County Mayor

Attested _____
 County Clerk

**RESOLUTION TO ACCEPT GRANT FUNDING FOR THE MONTGOMERY
COUNTY ANIMAL CARE AND CONTROL THROUGH MADDIE'S FUND**

WHEREAS, the Montgomery County Animal Care and Control (County) has been awarded a grant through Maddie's Fund in the amount of \$1,000 for the Million Cat Challenge adoption event; and

WHEREAS, the goal of the Million Cat Challenge is to promote and to provide shelters grant funds to reduce euthanasia rates and to increase live outcomes for shelter cats on a nation-wide scale; and

WHEREAS, the County will utilize the restricted grant funds for waiving adoption fees for forty felines and kittens to help a million cats get adopted this year; and


WHEREAS, the grant funds will be utilized during the FY2016-2017; and the County has no obligation to continue the program after the end of the grant period.

NOW, THEREFORE, BE IT RESOLVED by the Montgomery County Board of Commissioners assembled in regular business session on this 12th day of September, 2016, that the above grant be dispersed as described below:


101-55120-00000-55-48610-P0011	Donation	\$1,000.00
--------------------------------	----------	------------

Duly passed and approved this the 12th day of August, 2016.

Sponsor



Commissioner



Approved

County Mayor

Attested

County Clerk

**RESOLUTION TO ACKNOWLEDGE AND AGREE TO CERTAIN TERMS
AND CONDITIONS REGARDING PARTICIPATION IN THE
TENNESSEE CONSOLIDATED RETIREMENT SYSTEM**

WHEREAS, Tennessee Code Annotated, Title 8, Chapter 35, Part 2 allows a political subdivision to participate in the Tennessee Consolidated Retirement System (“TCRS”) subject to approval of the TCRS Board of Trustees; and

WHEREAS, Montgomery County is a participating political subdivision in TCRS under the provisions of Tennessee Code Annotated, Title 8, Chapters 34-37; and

WHEREAS, the Bi-County Solid Waste Management System is a political subdivision with a relationship to Montgomery County, and its employees participate in TCRS through Montgomery County under the same terms and conditions as all employees of Montgomery County participate; and

WHEREAS, TCRS has determined that the Bi-County Solid Waste Management System is required to join TCRS as a separate participating political subdivision and to report its employees separately from Montgomery County; and

WHEREAS, TCRS has determined that the reporting of the Bi-County Solid Waste Management System employees by Montgomery County was an administrative error; and

WHEREAS, TCRS will authorize the employees of the Bi-County Solid Waste Management System to continue to participate in TCRS under the following terms and conditions:


- A. The Bi-County Solid Waste Management System establishes, to the satisfaction of TCRS, its status as a governmental entity.
- B. The Bi-County Solid Waste Management System passes a resolution to participate in TCRS pursuant to Tennessee Code Annotated, Title 8, Chapter 35, Part 2 and agrees to all terms thereof. Because the Bi-County Solid Waste Management System is a joint venture, the governing bodies of the participating political subdivisions are also required to pass the resolutions described in Tennessee Code Annotated, Section 8-35-201(d).
- C. The Board of Directors of the Bi-County Solid Waste Management System agrees, by passage of this resolution, that all employees hired prior to October 1, 2016, shall participate in TCRS under the same terms and conditions under which they currently participate as reported by Montgomery County and accepts all liabilities established October 1, 2016, or later, associated with such participation.

- D. The Board of Directors of the Bi-County Solid Waste Management System agrees, by passage of this resolution, to maintain and accept all assets and liabilities established October 1, 2016, or later, associated with membership of its current and future employees in TCRS.
- E. The Montgomery County Board of Commissioners agrees, by passage of this resolution, to maintain and accept all assets and liabilities established in regard to current and former employees of the Bi-County Solid Waste Management System prior to October 1, 2016.
- F. The Board of Directors of the Bi-County Solid Waste Management System, by passage of this resolution, hereby rescinds any and all previously adopted resolutions addressing its participation in TCRS.
- G. The Montgomery County Board of Commissioners, by passage of this resolution, hereby rescinds any and all previously adopted resolutions addressing participation of the Bi-County Solid Waste Management System in TCRS.


NOW, THEREFORE, BE IT RESOLVED that the Board of Directors of the Bi-County Solid Waste Management System and the Montgomery County Board of Commissioners hereby agree to compliance with the terms and conditions set forth above in order to authorize the employees of the Bi-County Solid Waste Management System to be eligible to continue participation in TCRS. It is acknowledged and understood that TCRS is authorizing the employees of the Bi-County Solid Waste Management System to participate in TCRS by compliance of the governing bodies of the Bi-County Solid Waste Management System and Montgomery County with the terms and conditions above, and such authorization from TCRS is contingent upon such compliance.

Duly passed and approved this 12th day of September, 2016.

Sponsor



Commissioner



Approved

County Mayor

Attested

County Clerk

**RESOLUTION TO AUTHORIZE A JOINT VENTURE'S PARTICIPATION IN
THE TENNESSEE CONSOLIDATED RETIREMENT SYSTEM IN
ACCORDANCE WITH TENNESSEE CODE ANNOTATED
TITLE 8, CHAPTERS 34 - 37**

WHEREAS, Tennessee Code Annotated, Section 8-35-201 provides that any governing body of a joint venture between one or more political subdivisions of this State may by resolution authorize the employees of the joint venture to participate in the Tennessee Consolidated Retirement System ("TCRS") subject to the approval of the TCRS Board of Trustees; provided that each political subdivision of the State which is represented in the joint venture passes a resolution guaranteeing the payment of its prorated share of any outstanding liability so incurred by the participation; and

WHEREAS, the Board of Directors of the Bi-County Solid Waste Management System ("Joint Venture") has passed a resolution authorizing its employees to become members of TCRS under the provisions of state law, and under the following terms and conditions:

- A. TYPE PLAN. The Joint Venture adopts the following type plan: Regular Defined Benefit Plan;
- B. EMPLOYEE CONTRIBUTIONS. The Employees shall contribute: 0% of the employees' earnable compensation;
- C. COST-OF-LIVING INCREASES FOR RETIREES. The Joint Venture shall: Provide cost-of-living increases for its retirees;
- D. ELIGIBILITY OF PART-TIME EMPLOYEES. The Joint Venture shall: Allow its part-time employees to participate in TCRS;
- E. PRIOR SERVICE. For each employee employed with the Joint Venture on the effective date of the Joint Venture's participation in TCRS, the Joint Venture shall: Not allow its employees to establish any prior service credit with the Joint Venture; and

WHEREAS, the effective date of participation shall be on October 1, 2016, or on such later date as determined by the TCRS Board of Trustees, and the initial employer contribution rate will be 13.83%, which is based on the estimated lump sum accrued liability of \$0.00; and

WHEREAS, Montgomery County is represented in such Joint Venture and desires to allow all the employees of the Joint Venture to participate in TCRS under the above terms and

conditions, or under such other terms and conditions the governing body of the Joint Venture may adopt pursuant to the laws governing TCRS; provided, however, this governing body must approve by resolution any such action that would increase the liabilities of either the Joint Venture or the Political Subdivision; and


WHEREAS, the liability for participation and costs of administration shall be the sole responsibility of the Joint Venture and all public entities responsible for the direct funding of the Joint Venture and not the State of Tennessee; and

WHEREAS, the Joint Venture has passed a budget amendment appropriating the funds necessary to meet such liability and the same is attached hereto.


NOW, THEREFORE, BE IT RESOLVED, that the Montgomery County Board of Commissioners hereby authorize all the employees of the Joint Venture to become eligible to participate in TCRS in accordance with the above terms and conditions subject to the approval of the TCRS Board of Trustees, and hereby guarantees the payment of its prorated share of any outstanding liability so incurred by the above-referenced action of the Joint Venture. It is acknowledged and understood that pursuant to Tennessee Code Annotated Section 8-35-111 neither the Joint Venture nor the Political Subdivision shall make employer contributions to any other retirement or deferred compensation plans on behalf of any employee who participates in TCRS pursuant to this Resolution wherein the total combined employer contributions to such plans exceed 3% of the employee's salary, unless the Local Government Hybrid Plan or the State Employee and Teacher Hybrid Plan is adopted by the Joint Venture for such employee.

Duly passed and approved this 12th day of September, 2016.

Sponsor



Commissioner



Approved

County Mayor

Attested

County Clerk

**RESOLUTION TO ADOPT THE 2017 LEGISLATIVE AGENDA
AS PRESENTED BY THE LEGISLATIVE LIAISON COMMITTEE**

WHEREAS, the Legislative Liaison Committee acts as a liaison between the Montgomery County Board of Commissioners and the Tennessee State Legislature; and

WHEREAS, the Legislative Liaison Committee reviews bills that may affect budget plans and/or bills that would have an adverse effect on counties, and makes recommendations to the county commission prior to presenting to the state legislature; and

WHEREAS, the Legislative Liaison Committee has prepared a Legislative Agenda to the 110th General Assembly for consideration by our state delegation.

NOW, THEREFORE, BE IT RESOLVED by the Montgomery County Board of Commissioners meeting in regular business session on this 12th day of September, 2016, that the attached 2017 Legislative Agenda prepared by the Legislative Liaison Committee is hereby approved.

Duly passed and approved this 12th day of September, 2016.

Sponsor



Commissioner



Approved

County Mayor

Attested

County Clerk

*THE
MONTGOMERY COUNTY COMMISSION*

*PRESENTS THE
2017 LEGISLATIVE AGENDA*

*TO THE
110TH GENERAL ASSEMBLY
STATE DELEGATION*

*SENATOR MARK GREEN
REPRESENTATIVE JOE PITTS
REPRESENTATIVE JAY REEDY
REPRESENTATIVE CURTIS JOHNSON*

*Forwarded by
Montgomery County Mayor Jim Durrett*

*And Legislative Liaison Committee Members
Commissioner John Genis
Commissioner Jason Hodges
Commissioner Wallace Redd
Commissioner Mark Riggins
Commissioner Tommy Vallejos*

SEPTEMBER 2016

***LEGISLATIVE LIAISON COMMITTEE MEMBERS
CONTACT INFORMATION***

Commissioner John Genis

931-802-3028
district9@mcgtn.net

Commissioner Jason Hodges

931-980-9630
district17@mcgtn.net

Commissioner Wallace Redd

931-216-5640
district16@mcgtn.net

Commissioner Mark Riggins

931-320-4869
district4@mcgtn.net

Commissioner Tommy Vallejos

931-358-3010
district14@mcgtn.net

I. TENNESSEE DEPARTMENT OF TRANSPORTATION

LEGISLATIVE ITEM: Request that the State legislature create a dedicated funding source in an effort for TDOT to eliminate the backlog of projects.

PURPOSE: Tennessee has been very fortunate over the years to recruit businesses and industries to our state, creating jobs and tax revenues. However, with a growing state, our infrastructure hasn't been able to keep up. Many road projects stay on the radar of TDOT for nearly 20 years and by creating a dedicated funding source; project time could be cut in half. In addition, from the time projects are added to the TDOT project list, to the lengthy time of completion, the cost of the job sees monumental changes. This dedicated funding source would save money for TDOT over the long run with projects being completed timely while cost estimates are more accurate, also allowing for more projects to come to fruition across the state.

For more detailed information please contact the following individual:
Mayor Jim Durrett, mayordurrett@mcgtn.net, 931-648-5787

II. HIGHWAY TRANSPORTATION

LEGISLATIVE ITEM: Encourage the Tennessee Department of Transportation to obligate funding for the following projects:

- 1) Construction phase for SR48/13 from Zinc Plant Road to River Road on SR149 at approximately \$28,000,000.
- 2) Environmental & Design phase for SR237/Rossvie Road from West of Keysburg Road to West of SR374/Warfield Blvd. at approximately \$500,000.
- 3) Right-of-Way phase for the SR374 extension from Dotsonville Road to US79/Dover Road at approximately \$2,600,000.
- 4) Engineering/Environmental phase for SR48/Trenton Road from SR13/Wilma Rudolph to SR236/Tiny Town Road at approximately \$1,600,000.
- 5) Interchange justification study for I-24 between exit 4 and 8 at approximately \$40,000.

PURPOSE: Support the Region's and State's economic vitality by enabling competitiveness, productivity and efficiency. Increase the safety and security of the transportation system. Protect and enhance the environment, promote energy conservation, improve air quality and overall quality of life.

For more detailed information please contact the following individual:
Mayor Jim Durrett, mayordurrett@mcgtn.net, 931-648-5787

III. AUTHORIZATION TO PROVIDE BROADBAND AND INTERNET SERVICES

LEGISLATIVE ITEM: Support an act to amend Tennessee Code Annotated, Title 7, Chapter 52, relative to additional authorization to provide broadband and internet services.

PURPOSE: To remove the current limitation on municipal electric broadband providers that restricts broadband service to just its electric service territory. To require a municipal electric broadband provider to obtain the written consent of each electric cooperative or municipal electric system in whose territory it will provide broadband services.

BENEFITS: High speed broadband service drive local economies, promotes economic development, increases educational opportunities and outcomes at local schools, increases regional and global competitiveness, and allows more opportunities for telemedicine, telework, and better quality of life. High-speed fiber broadband service can add measurable value to the average home, thus increasing the tax base for those areas and adding much needed revenue to starving county budgets. As sprawl continues to reach into areas without broadband access the county government continues to leave valuable property tax dollars “on the table”. The 2015 Fiber to the Home (FTTH) study shows homes with access to high speed fiber are valued at 3.1% higher than those without. The June 2014 FCC data on un-served areas in Montgomery County identified 4,812 residential parcels and 92 commercial parcels. Using the current assessed value of these properties at \$200,927,831 and the 3.1% increase in value, we see a new value of \$207,156,593, or an assessed value increase of \$6,228,762. Using our current tax rate of \$3.07, this additional assessed value of broadband would potentially result in over \$190,000 annually in property tax revenue for Montgomery County.

SECTION 1. Tennessee Code Annotated, Section 7-52-103(c), is amended by deleting the language “within its service area and”.

SECTION 2. Tennessee Code Annotated, Section 7-52-601(a), is amended by deleting the language “within its service area”.

SECTION 3. Tennessee Code Annotated, Section 7-52-601, is amended by adding the following as a new, appropriately designated subsection:

Prior to providing the services outside of its electric system service area, the system shall obtain the written consent of each electric cooperative or municipal electric system in whose territory the system will provide the services.

SECTION 4. This act shall take effect upon becoming a law.

For more detailed information please contact the following individual:
Commissioner Tommy Vallejos, district14@mcgtn.net, 931-358-3010

IV. HEALTHCARE

LEGISLATIVE ITEM: To provide healthcare coverage to low income uninsured Tennesseans, uninsured veterans, and people with qualifying mental and/or behavioral health diagnoses.

PURPOSE: The 3-Star Healthy Project would offer full healthcare coverage to low-income Tennesseans that are below 138% of the federal poverty line (FPL) and who are currently ineligible for TennCare, but don't earn enough income to afford Obamacare on the marketplace. This plan focuses on veterans, mental health issues, the substance abuse crisis in our state, has strong fiscal control through circuit breakers, utilizes a phased-approach, and includes Health Savings Accounts and healthy living or work incentives.

This plan is essential, as we currently have over 280,000 uninsured Tennesseans, 24,000 of whom are veterans using ER's as primary care providers and facing bankruptcy. Closing the gap for those needing healthcare is paramount and would bring our collected federal tax dollars back to Tennessee to assist our citizens.

For more detailed information please contact the following individual:
Jason Hodges, district17@mcgtn.net, 931-980-9630

V. LAW ENFORCEMENT - SUPPORT AND ADVOCATE FOR COMMUNITY CORRECTIONS AGENCIES

LEGISLATIVE ITEM: We are requesting the Tennessee State Legislature to support and actively advocate to adequately fund and completely reconstitute the ability of Community Corrections Agencies to equip themselves complementary of the current requirements of the program.

PURPOSE: Community Corrections Agencies are divisions of a state grant funded program created in the 1980's in order to offer alternatives for sentencing nonviolent adult felony offenders, ultimately reserving prison bed space for violent and career criminals. Utilization of these agencies allows taxpayers to avoid the high costs of incarceration while reducing the probability of continued criminal behavior and maintaining the safety of the community. The Community Corrections average cost per day per offender is just under \$5, while the cost per prisoner in our Montgomery County Jail is just under \$75.

No significant increase in funding for the program has been allocated since its inception, over thirty years ago. Not only are judges now sentencing violent offenders to the program, but are often times waiving fees that would be collected to fund the program. When the waiving of fees occurs, these separate agencies are held accountable for a portion of these same fees that are being waived, roughly \$27,000 per year locally, drastically hindering their already constrained budgets.

In addition, the state needs to seriously consider allowing this program to be equipped from a law enforcement approach. Currently, the employees of our local agency are managing the treatment and compliance of these offenders in an unsecured location, in a heavily populated and active area. Perhaps more disturbing, the agency is not allowed to arm their employees or to provide the necessary precautionary equipment to protect them, such as Kevlar vests. Again, these employees' daily duties have been drastically increased to include the supervision of dangerous individuals.

We request that these issues be addressed in order to preserve the safety of these employees and our community, and the savings that this agency provides for the taxpayers.

For more detailed information please contact the following individuals:
Montgomery / Robertson County Community Corrections Program Manager
Christi Holt, clholt@mcgtn.net, 931-648-5776; or Commissioner
Mark Riggins, district4@mcgtn.net, 931-320-4869

VI. SUMMER JOBS FOR MONTGOMERY COUNTY YOUTH

LEGISLATIVE ITEM: To provide state funding for obtaining jobs for students, between fifteen (15) and eighteen (18) years of age, to participate in job training programs during the summer. Mid-Cumberland Human Resources Agency would be the coordinating authority of this funding.

PURPOSE: “The Mid-Cumberland Human Resources Agency has historically provided job placement related programs for youth in the Mid-Cumberland region, including Montgomery County. The programs of the MCHRA have been focused on providing quality work experience for at-risk youth year round. The rising level of crime and gang related activity in our region suggests a renewed emphasis is needed on providing more youth in Montgomery County an opportunity to work in the summer months, while they are out of school. Earning an income, while being exposed to the job market will have a positive impact on our community like no other service we offer as a local government. It is our desire that the MCHRA renew their emphasis on work programs for our youth through existing or new resources, and create partnerships with existing organizations and the business community where possible.”

For more detailed information please contact the following individual:
Commissioner Tommy Vallejos, district14@mcgtn.net, 931-358-3010

VII. AMERICANS DISABILITY ACT

LEGISLATIVE ITEM: Reduce illegal misuse of disability placards.

PURPOSE: The Tennessee Department of Revenue (DOR) issues several types of placards and plates that allow citizens to park in designated handicapped parking places. Over the years drivers with disabilities trying to find accessible parking spaces are often out of luck, because many of those spots are being misused by able-bodied people. The misuse of these permits is a growing problem. It is especially acute in large cities, where parking is expensive and availability is limited. With the placement of a photo on placards and an identifiable handicap stamp on photo IDs, law enforcement would be able to easily and quickly identify the owner and deter misuse through enforcement.

BENEFITS: The simple placement of a handicap stamp on a driver's license, and a picture on the placards, will alleviate this problem. Our handicapped citizens, many whom are veterans, will have an increase in parking spaces just by this simple action.

For more detailed information please contact the following individual:
Commissioner Wallace Redd, district16@mcgtn.net, 931-216-5640

VIII. STATE PARKS – NATURAL AREAS

LEGISLATIVE ITEM: A request to our state delegation for continued assistance and monitoring of the approved dam repair project at Dunbar Cave State Park.

PURPOSE: In the 2015-2016 State budget, four State Park projects, to include the earthen dam repairs at Dunbar Cave State Park (built in 1933), were approved and funds set aside. We ask the state delegation to push this project forward in a timely manner so funds available and allotted to the project are not depleted before completion.

Dunbar Cave and Swan Lake have a rich history in the Clarksville-Montgomery County community. The lake is spring fed along with water drainage from around the area. Park Rangers attempt to keep the lake drained, but green coloring and odors have accumulated. The repair of the earthen dam would allow for the lake to remain an appealing natural area, a cultural asset, educational experience and tourism hot spot for the community.

LEGISLATIVE ITEM: Request review of Port Royal State Park's standing as a sub-park under Dunbar Cave. This is the only park in Tennessee that was once a viable, stand alone park, but now placed as a sub-park for maintenance, funding and manpower. In the 2015-2016 State budget the park's operating budget was again cut in half. Additional funding is so important to maintain both parks.

PURPOSE: Port Royal State Park is a significant cultural, historical, and recreational asset for our community. The park's potential to be further developed would highlight its significant role in our nation's history as a part of the Trail of Tears. A re-examination of the park's needs would allow for establishing long range plans for increased development.

For more detailed information please contact the following individual:
Commissioner John Genis, district 9@mcgtn.net, 931-802-3028

IX. LAW ENFORCEMENT / FIRST RESPONDER

LEGISLATIVE ITEM: Support and actively advocate for any and all Federal and State funding in support of the Clarksville/Montgomery County Law Enforcement/First Responder effort. This includes, but not limited to, body cameras for Patrol Officers, addition funding for training, improved equipment and additional matching funding for personnel.

PURPOSE: As the Clarksville/Montgomery County area continues to grow, the need to meet citizen safety and security increases. This includes daily Community Policing policies, increased public relations and improved training to handle increasingly diverse situations. The Federal Government has approved funding assistance for local communities, and with the help and vigilance of the Tennessee Legislature, our State will not be left out of this much needed funding.

For more detailed information please contact the following individuals:
Commissioner John Genis, district9@mcgtn.net, 931-802-3028 or Sheriff John Fuson, [jfsuson@mcgtn.net](mailto:jfusun@mcgtn.net), 931-648-0611

X. CONTINUE TO SUPPORT

STATE FUNDING FOR LOCAL GOVERNMENT

LEGISLATIVE ITEM: Fully support the continued funding of all state shared taxing, Stimulus and BEP funding, including current recommendations of the BEP review committee reported to the Governor, which benefit Montgomery County Government and our citizens.

For more detailed information please contact the following individual:
Commissioner Tommy Vallejos, electtommyvallejos@yahoo.com,
931-358-3010

MONTGOMERY COUNTY TEEN LEARNING CENTER

LEGISLATIVE ITEM: Encourage the continued funding and support of Tennessee's Genesis Programs, which include Montgomery County's Teen Learning Center.

For more detailed information please contact the following individual:
Commissioner Mark Riggins, district4@mcgtn.net, 931-320-4869

**RESOLUTION OF THE MONTGOMERY COUNTY BOARD OF COMMISSIONERS
AUTHORIZING THE ACCEPTANCE OF STATE GRANT FUNDS FROM THE
TENNESSEE DEPARTMENT OF MENTAL HEALTH AND
SUBSTANCE ABUSE SERVICES**

WHEREAS, the Tennessee Department of Mental Health and Substance Abuse Services (State) has awarded a grant to the Montgomery County Veterans Treatment Court to expand and enhance the program; and

WHEREAS, the State has appropriated grant funds to local Veteran Treatment Courts to continue the program funded by a federal grant that is in its final year of grant award, by providing specialized courts and treatment services to veteran offenders with addiction and/or co-occurring mental health disorders; and

WHEREAS, the total grant contract award amounts to one hundred thousand dollars (\$100,000) for the grant period of July 1, 2016 through June 30, 2017; per the agreement it is one hundred percent (100%) grant funded, requiring no local match dollars during the allocation period and has no requirements for continuation funding upon expiration of the grant.

NOW, THEREFORE, BE IT RESOLVED by the Montgomery County Board of Commissioners assembled in Regular Session on this 12th day September, 2016, that Montgomery County accept the grant in the amount of \$100,000 to fund the Montgomery County Veterans Treatment Court.

SECTION 1. Montgomery County hereby accepts \$100,000 from the Tennessee Department of Mental Health and Substance Abuse Services for the purpose herein stated and as detailed below:

Revenue	101-53500-00000-53-46390-G1775	\$100,000.00
Part-time Personnel	101-53500-00000-53-51690-G1775	21,549.00
Overtime Pay	101-53500-00000-53-51870-G1775	803.00
Social Security	101-53500-00000-53-51620-G1775	1,336.00
Medicare	101-53500-00000-53-52120-G1775	312.00
Communication	101-53500-00000-53-53070-G1775	3,000.00
Contributions	101-53500-00000-53-53160-G1775	35,500.00
Postal Charges	101-53500-00000-53-53480-G1775	500.00
Travel	101-53500-00000-53-53550-G1775	15,000.00
Office Supplies	101-53500-00000-53-54350-G1775	7,000.00
Data Processing Equipment	101-53500-00000-53-57090-G1775	5,000.00
Furniture & Fixtures	101-53500-00000-53-57110-G1775	10,000.00

Duly passed and approved this 12th day of September, 2016.

Sponsor

Larry Rouse

Commissioner

Joe Rouse

Approved

County Mayor

Attested

County Clerk

**RESOLUTION TO CHARGE OFF DEBTS
IN THE MONTGOMERY COUNTY CLERK'S OFFICE**

WHEREAS, the Montgomery County Clerk's Office has attempted to collect certain debts occurred during 2014-2015 calendar years, being five (5) checks totaling One Hundred, Ninety-Nine and 00/100 Dollars (\$199.00), as in the attachment; and

WHEREAS, the Montgomery County Clerk's Office, through great effort, has attempted to collect these debts, including, but not limited to, contacting the check writer by phone, mailing certified letters of notification, and issuing warrants for those qualifying items, but all such efforts have been unsuccessful; and

WHEREAS, the Montgomery County Clerk has deemed that these debts are bad debts and are uncollectible; and

WHEREAS, it is the desire of the Montgomery County Board of Commissioners to charge off these debts.

NOW, THEREFORE, BE IT RESOLVED by the Montgomery County Board of Commissioners meeting in regular business session on this 12th day of September, 2016, that authorization to charge off the attached list of five (5) returned checks totaling One Hundred, Ninety-Nine and 00/100 Dollars (\$199.00) as uncollectible is hereby approved.

Duly passed and approved this 12th day of September, 2016.

Sponsor

Kellie A. Jackson

Commissioner

Joe / Clerk

Approved

County Mayor

Attested

County Clerk

	DATE OF CHECK	CHECK NUMBER	LAST NAME	FIRST NAME	CHECK AMOUNT
1.	04/03/2014	2105	SEBREE	REBECCA R.	\$54.50
2.	06/13/2014	4833	GRAY	PAMELA L.	\$54.50
3.	01/23/2015	1128	ROSARIO-CORREA	JOSE R.	\$3.50
4.	01/29/2015	1001	MOHLER	JOSEPH	\$16.00
5.	07/06/2015	68	KOPP	ALICIA N.	\$70.50
				TOTAL	\$199.00

**RESOLUTION TO AMEND THE BUDGETS
OF VARIOUS FUNDS FOR FISCAL YEAR 2017
IN CERTAIN AREAS OF REVENUES AND EXPENDITURES**

WHEREAS, the director of Accounts and Budgets has performed continuing reviews of the status of funding needs and the receipts of revenues anticipated in support of the various budgets; and

WHEREAS, current year expenditures in certain accounts will permit decreases in budgetary appropriation for such accounts and these may be applied to the funding needs of other accounts; and

WHEREAS, contracts for various State grants were not received in time to be included in the annual budget appropriation process and are therefore included for appropriation in this resolution and detailed in the attached schedule.


NOW THEREFORE BE IT RESOLVED, by the Montgomery County Board of Commissioners, assembled in regular business session this 12th day of September 2016, that the budgets for various funds for FY17 be amended as to revenues and expenditures, according to the attached Account Schedule 1.

Duly passed and approved this 12th day of September, 2016.

Sponsor



Commissioner



Approved

County Mayor

Attested

County Clerk

Montgomery County Government
Schedule 1
General Fund Budget

2016-2017 Budget as of 8/15/2016	Proposed Increase (Decrease)	2016-2017 Amended Budget
---	---	---

ESTIMATED REVENUES

Local Taxes

40110 CURRENT PROPERTY TAX	40,810,650	-	40,810,650
40120 TRUSTEE'S COLLECTIONS - PYR	1,300,000	-	1,300,000
40125 TRUSTEE'S COLLECTIONS - BANKRUPTCY	60,000	-	60,000
40130 CIRCUIT/CHANCERY COLLECT - PYR	300,000	-	300,000
40140 INTEREST & PENALTY	350,000	-	350,000
40161 PMTS IN LIEU OF TAXES - T.V.A.	763	-	763
40162 PMTS IN LIEU OF TAXES -UTILITY	1,255,000	-	1,255,000
40163 PMTS IN LIEU OF TAXES - OTHER	432,372	-	432,372
40220 HOTEL/MOTEL TAX	1,891,000	-	1,891,000
40250 LITIGATION TAX - GENERAL	364,000	-	364,000
40260 LITIGATION TAX-SPECIAL PURPOSE	75,000	-	75,000
40270 BUSINESS TAX	1,000,000	-	1,000,000
40320 BANK EXCISE TAX	150,000	-	150,000
40330 WHOLESALE BEER TAX	420,000	-	420,000
40350 INTERSTATE TELECOMMUNICATIONS	3,000	-	3,000
Total Local Taxes	48,411,785	-	48,411,785

Licenses and Permits

41120 ANIMAL REGISTRATION	35,000	-	35,000
41130 ANIMAL VACCINATION	6,000	-	6,000
41140 CABLE TV FRANCHISE	250,000	-	250,000
41520 BUILDING PERMITS	600,000	-	600,000
41540 PLUMBING PERMITS	13,500	-	13,500
41590 OTHER PERMITS	136,000	-	136,000
Total Licenses and Permits	1,040,500	-	1,040,500

Fines, Forfeitures and Penalties

42110 FINES	1,550	-	1,550
42120 OFFICERS COSTS	28,000	-	28,000
42141 DRUG COURT FEES	2,000	-	2,000
42142 VETERANS TREATMENT COURT FEES	95	-	95
42150 JAIL FEES CIRCUIT COURT	-	-	-
42190 DATA ENTRY FEES -CIRCUIT COURT	10,000	-	10,000
42191 COURTROOM SECURITY - CIRCUIT	6,530	-	6,530
42192 CIRCUIT COURT VICTIMS ASSESS	2,600	-	2,600
42310 FINES	125,000	-	125,000
42311 FINES - LITTERING	750	-	750
42320 OFFICERS COSTS	200,000	-	200,000
42330 GAME & FISH FINES	1,000	-	1,000
42341 DRUG COURT FEES	20,000	-	20,000
42342 VETERANS TREATMENT COURT FEES	7,300	-	7,300
42350 JAIL FEES GENERAL SESSIONS	280,000	-	280,000
42380 DUI TREATMENT FINES	30,000	-	30,000
42390 DATA ENTRY FEE-GENERAL SESS	54,000	-	54,000
42392 GEN SESSIONS VICTIM ASSESSMNT	61,000	-	61,000
42410 FINES	750	-	750
42420 OFFICER COSTS	15,000	-	15,000
42450 JAIL FEES	42,625	-	42,625
42490 DATA ENTRY FEE-JUVENILE COURT	31,200	-	31,200
42520 OFFICERS COSTS	30,000	-	30,000
42530 DATA ENTRY FEE -CHANCERY COURT	4,500	-	4,500
42610 FINES	2,500	-	2,500
42641 DRUG COURT FEES	25,000	-	25,000
42900 OTHER FINES/FORFEITURE/PENALTY	3,400	-	3,400
Total Fines, Forfeitures and Penalties	984,800	-	984,800

Charges for Current Services

43120 PATIENT CHARGES	6,200,000	-	6,200,000
43140 ZONING STUDIES	4,500	-	4,500

Montgomery County Government
Schedule 1
General Fund Budget

	2016-2017 Budget as of 8/15/2016	Proposed Increase (Decrease)	2016-2017 Amended Budget
43190 OTHER GENERAL SERVICE CHARGES	55,000	-	55,000
43340 RECREATION FEES	10,000	-	10,000
43350 COPY FEES	6,050	-	6,050
43365 ARCHIVE AND RECORD MANAGEMENT	392,000	-	392,000
43366 GREENBELT LATE APPLICATION FEE	300	-	300
43370 TELEPHONE COMMISSIONS	105,000	-	105,000
43380 VENDING MACHINE COLLECTIONS	85,000	-	85,000
43392 DATA PROCESSING FEES -REGISTER	75,000	-	75,000
43393 PROBATION FEES	27,000	-	27,000
43394 DATA PROCESSING FEES - SHERIFF	30,000	-	30,000
43395 SEXUAL OFFENDER FEE - SHERIFF	17,100	-	17,100
43396 DATA PROCESSING FEE-COUNTY CLK	12,000	-	12,000
43990 OTHER CHARGES FOR SERVICES	4,200	-	4,200
Total Charges for Current Services	7,023,150	-	7,023,150
Other Local Revenues			
44110 INTEREST EARNED	225,000	-	225,000
44120 LEASE/RENTALS	580,658	-	580,658
44140 SALE OF MAPS	1,000	-	1,000
44170 MISCELLANEOUS REFUNDS	224,671	-	224,671
44990 OTHER LOCAL REVENUES	716,955	-	716,955
Total Other Local Revenues	1,748,284	-	1,748,284
Fees Received from County Officials			
45510 COUNTY CLERK	1,500,000	-	1,500,000
45520 CIRCUIT COURT CLERK	520,000	-	520,000
45540 GENERAL SESSIONS COURT CLERK	1,285,000	-	1,285,000
45550 CLERK & MASTER	370,000	-	370,000
45560 JUVENILE COURT CLERK	222,000	-	222,000
45580 REGISTER	1,000,000	-	1,000,000
45590 SHERIFF	33,000	-	33,000
45610 TRUSTEE	3,300,000	-	3,300,000
Fees Received from County Officials	8,230,000	-	8,230,000
State of Tennessee			
46110 JUVENILE SERVICES PROGRAM	580,011	-	580,011
46210 LAW ENFORCEMENT TRAINING PROG	65,400	-	65,400
46390 OTHER HEALTH AND WELFARE GRANT	2,500	-	2,500
46430 LITTER PROGRAM	-	-	-
101-64000-00000-64-46430	-	70,600	70,600 LITTER GRANT
46810 FLOOD CONTROL	330	-	330
46830 BEER TAX	17,500	-	17,500
46835 VEHICLE CERTIFICATE OF TITLE	21,000	-	21,000
46840 ALCOHOLIC BEVERAGE TAX	200,000	-	200,000
46851 STATE REVENUE SHARING - T.V.A.	1,676,247	-	1,676,247
46880 BOARD OF JURORS	5,000	-	5,000
46890 PRISONER TRANSPORTATION	22,000	-	22,000
46915 CONTRACTED PRISONER BOARDING	1,580,000	-	1,580,000
46960 REGISTRAR'S SALARY SUPPLEMENTS	15,164	-	15,164
46980 OTHER STATE GRANTS	545,802	-	545,802
101-55190-00000-55-46980-G5225	2,787,300	60,500	2,847,800 GRANT AMENDMENT-WIC GRANT
46990 OTHER STATE REVENUES	27,000	-	27,000
Total State of Tennessee	7,545,254	131,100	7,676,354
Federal Revenue			
47114 USDA-OTHER	-	-	-
47235 HOMELAND SECURITY GRANTS	74,350	-	74,350
101-54490-00000-54-47235-G1550	-	168,583	168,583 GRANT CARRYFORWARD-FY15 HOMELAND SECURITY
47590 OTHER FEDERAL THROUGH STATE	42,514	-	42,514
101-53500-00000-53-47590-G1670	-	45,939	45,939 GRANT CARRYFORWARD-VETERAN TREATMENT
101-54110-00000-54-47590-G1630	-	43,100	43,100 GRANT CARRYFORWARD-CLICK IT OR TICKET

Montgomery County Government
Schedule 1
General Fund Budget

	2016-2017 Budget as of 8/15/2016	Proposed Increase (Decrease)	2016-2017 Amended Budget	
101-54110-00000-54-47590-G1660	-	8,191	8,191	GRANT CARRYFORWARD-BYRNE GRANT
101-54240-00000-54-47590-05253	-	44,309	44,309	VOCA GRANT-CHILD ADVOCACY
47700 ASSET FORFEITURE FUNDS	2,000	-	2,000	
47990 OTHER DIRECT FEDERAL REVENUE	20,000	-	20,000	
Total Federal Revenue	138,864	310,122	448,986	
Federal Revenue				
48130 CONTRIBUTIONS	172,000	-	172,000	
48610 DONATIONS	41,010	-	41,010	
Total Federal Revenue	213,010	-	213,010	
Non-Revenue Sources				
49700 INSURANCE RECOVERY	-	-	-	
49800 OPERATING TRANSFERS	350,862	-	350,862	
101-53500-00000-53-49800-P0008	-	11,045	11,045	VETERANS COURT
101-54110-00000-54-49800	80,000	38,455	118,455	INSURANCE RESERVES FOR K9 AND VEHICLE REPLACEMENT
101-55110-00000-55-49800-G1602	-	113,976	113,976	GRANT CARRYFORWARD-HEALTH DEPARTMENT/KRESGE FOUNDATION
101-55110-00000-55-49800-G1340	-	69,289	69,289	GRANT CARRYFORWARD-HEALTH DEPARTMENT/TOBACCO SETTLEMENT
Total Non-Revenue Sources	430,862	232,765	663,627	
TOTAL GENERAL FUND REVENUES	75,766,509	673,987	76,440,496	

Montgomery County Government

Schedule 1

General Fund Budget

	2016-2017 Budget as of 8/15/2016	Proposed Increase (Decrease)	2016-2017 Amended Budget	
51100 COUNTY COMMISSION	232,952	-	232,952	
101-51100-00000-51-53050	111,700	10,340	122,040	INCREASE IN AUDIT FEE FROM THE COMPTROLLER'S OFFICE
51210 BOARD OF EQUALIZATION	4,841	-	4,841	
51220 BEER BOARD	4,845	-	4,845	
51240 OTHER BOARDS & COMMITTEES	5,168	-	5,168	
51300 COUNTY MAYOR	497,462	-	497,462	
51310 HUMAN RESOURCES	383,009	-	383,009	
101-51310-00000-51-57190	-	3,000	3,000	REPLACE BROKEN BADGE PRINTER AND SOFTWARE
51400 COUNTY ATTORNEY	67,950	-	67,950	
51500 ELECTION COMMISSION	737,617	-	737,617	
51600 REGISTER OF DEEDS	474,628	-	474,628	
51720 PLANNING	328,008	-	328,008	
51730 BUILDING	317,392	-	317,392	
51750 CODES COMPLIANCE	844,664	-	844,664	
51760 GEOGRAPHICAL INFO SYSTEMS	164,740	-	164,740	
51800 COUNTY BUILDINGS	390,809	-	390,809	
51810 FACILITIES	2,507,351	-	2,507,351	
101-51810-00000-51-53380	87,000	17,800	104,800	HEALTH DEPARTMENT AIR DUCT WORK BUDGETED LAST YEAR BUT NOT STARTED
51900 OTHER GENERAL ADMINISTRATION	125,869	-	125,869	
101-51900-00000-51-53990-P0004	7,450	2,500	9,950	ADVERTISING ON VETERANS SERVICES WEBSITE PAID FOR BY AARP
101-51900-00000-51-53110-P0178	484,920	6,878	491,798	3% INCREASE IN DISPATCHER SALARY NOT INCLUDED IN BUDGETED CONTRIBUTION TO E911
51910 ARCHIVES	164,760	-	164,760	
52100 ACCOUNTS & BUDGETS	663,099	-	663,099	
52200 PURCHASING	313,797	-	313,797	
52300 PROPERTY ASSESSOR'S OFFICE	1,322,185	-	1,322,185	
52400 COUNTY TRUSTEES OFFICE	679,222	-	679,222	
52500 COUNTY CLERK'S OFFICE	2,118,766	-	2,118,766	
52600 INFORMATION SYSTEMS	2,475,381	-	2,475,381	
52900 OTHER FINANCE	61,300	-	61,300	
53100 CIRCUIT COURT CLERK	3,124,003	-	3,124,003	
53300 GENERAL SESSIONS COURT	686,186	-	686,186	
53330 DRUG COURT	70,000	-	70,000	
53400 CHANCERY COURT	561,413	-	561,413	
53500 JUVENILE COURT	1,331,412	-	1,331,412	
101-53500-00000-53-51110-G1670	-	11,247	11,247	GRANT CARRYFORWARD-VETERANS TREATMENT
101-53500-00000-53-52010-G1670	-	691	691	GRANT CARRYFORWARD-VETERANS TREATMENT
101-53500-00000-53-52040-G1670	-	1,556	1,556	GRANT CARRYFORWARD-VETERANS TREATMENT
101-53500-00000-53-52060-G1670	-	13	13	GRANT CARRYFORWARD-VETERANS TREATMENT
101-53500-00000-53-52120-G1670	-	162	162	GRANT CARRYFORWARD-VETERANS TREATMENT
101-53500-00000-53-53160-G1670	-	22,105	22,105	GRANT CARRYFORWARD-VETERANS TREATMENT
101-53500-00000-53-57990-G1670	-	4,790	4,790	GRANT CARRYFORWARD-VETERANS TREATMENT
101-53500-00000-53-53550-P0008	-	2,500	2,500	VETERANS COURT CARRYFORWARD
101-53500-00000-53-53990-P0008	-	934	934	VETERANS COURT CARRYFORWARD
101-53500-00000-53-54130-P0008	-	490	490	VETERANS COURT CARRYFORWARD
101-53500-00000-53-54350-P0008	-	7,121	7,121	VETERANS COURT CARRYFORWARD
53600 DISTRICT ATTORNEY GENERAL	59,750	-	59,750	
53610 OFFICE OF PUBLIC DEFENDER	7,313	-	7,313	
53700 JUDICIAL COMMISSIONERS	242,100	-	242,100	
53900 OTHER ADMINISTRATION/ JUSTICE	519,333	-	519,333	
53910 ADULT PROBATION SERVICES	1,090,780	-	1,090,780	
54110 SHERIFF'S DEPARTMENT	9,917,655	-	9,917,655	
101-54110-00000-54-57160	14,895	3,350	18,245	INCREASE FOR BALLISTIC VESTS FOR NEW EMPLOYEES OMITTED FROM BUDGET
101-54110-00000-54-57180	665,753	26,455	692,208	INCREASE IN VEHICLES FROM INSURANCE RECOVERY RESERVES
101-54110-00000-54-57990	30,000	12,000	42,000	INCREASE FROM INSURANCE RESERVES FOR PURCHASE OF NEW K9
101-54110-00000-54-51870-G1630	-	20,876	20,876	GRANT CARRYFORWARD-CLICK IT OR TICKET
101-54110-00000-54-52010-G1630	-	1,296	1,296	GRANT CARRYFORWARD-CLICK IT OR TICKET
101-54110-00000-54-52040-G1630	-	2,890	2,890	GRANT CARRYFORWARD-CLICK IT OR TICKET

Montgomery County Government
Schedule 1
General Fund Budget

2016-2017 Budget as of 8/15/2016	Proposed Increase (Decrease)	2016-2017 Amended Budget
--	------------------------------------	--------------------------------

101-54110-00000-54-52120-G1630	-	303	303	GRANT CARRYFORWARD-CLICK IT OR TICKET
101-54110-00000-54-53990-G1630	-	240	240	GRANT CARRYFORWARD-CLICK IT OR TICKET
101-54110-00000-54-57990-G1630	-	5,683	5,683	GRANT CARRYFORWARD-CLICK IT OR TICKET
101-54110-00000-54-53070-G1660	-	3,129	3,129	GRANT CARRYFORWARD-CLICK IT OR TICKET
101-54110-00000-54-57990-G1660	-	5,062	5,062	GRANT CARRYFORWARD-CLICK IT OR TICKET
54120 SPECIAL PATROLS	2,348,201	-	2,348,201	
101-54120-00000-54-53070-00076	1,860	600	2,460	COMMUNICATION INCREASE FOR NEW SRO SGT.
101-54120-00000-54-53120-00076	1,012	504	1,516	EVALUATION & TESTING
101-54120-00000-54-53560-00076	15,500	3,000	18,500	TRAINING
101-54120-00000-54-54510-00076	15,000	1,940	16,940	UNIFORMS
101-54120-00000-54-57080-00076	-	728	728	COMMUNICATION EQUIPMENT
101-54120-00000-54-57160-00076	-	1,814	1,814	LAW ENFORCEMENT EQUIPMENT
54160 SEXUAL OFFENDER REGISTRY	17,100	-	17,100	
54210 JAIL	13,070,737	-	13,070,737	
54220 WORKHOUSE	1,921,382	-	1,921,382	
54230 COMMUNITY CORRECTIONS	493,802	-	493,802	
54240 JUVENILE SERVICES	210,341	-	210,341	
101-54240-00000-54-51110-G5234	40,713	1,222	41,935	GRANT AMENDMENT-AT RISK GRANT
101-54240-00000-54-52010-G5234	2,424	176	2,600	GRANT AMENDMENT-AT RISK GRANT
101-54240-00000-54-52040-G5234	5,627	172	5,799	GRANT AMENDMENT-AT RISK GRANT
101-54240-00000-54-52120-G5234	567	41	608	GRANT AMENDMENT-AT RISK GRANT
101-54240-00000-54-53550-G5234	3,000	(3,000)	-	GRANT AMENDMENT-AT RISK GRANT
101-54240-00000-54-53560-G5234	3,505	(3,505)	-	GRANT AMENDMENT-AT RISK GRANT
101-54240-00000-54-53070-G5234	-	1,091	1,091	GRANT AMENDMENT-AT RISK GRANT
101-54240-00000-54-53170-G5234	-	7,340	7,340	GRANT AMENDMENT-AT RISK GRANT
101-54240-00000-54-53990-G5234	3,000	53	3,053	GRANT AMENDMENT-AT RISK GRANT
101-54240-00000-54-54990-G5234	11,590	(3,590)	8,000	GRANT AMENDMENT-AT RISK GRANT
54310 FIRE PREVENTION & CONTROL	192,152	-	192,152	
54410 EMERGENCY MANAGEMENT	560,630	-	560,630	
54490 OTHER EMERGENCY MANAGEMENT	-	-	-	
101-54490-00000-54-53550-G1550	-	7,990	7,990	GRANT CARRYFORWARD-FY15 HOMELAND SECURITY
101-54490-00000-54-53990-G1550	-	23,125	23,125	GRANT CARRYFORWARD-FY15 HOMELAND SECURITY
101-54490-00000-54-54990-G1550	-	1,500	1,500	GRANT CARRYFORWARD-FY15 HOMELAND SECURITY
101-54490-00000-54-57080-G1550	-	21,615	21,615	GRANT CARRYFORWARD-FY15 HOMELAND SECURITY
101-54490-00000-54-57900-G1550	-	113,603	113,603	GRANT CARRYFORWARD-FY15 HOMELAND SECURITY
54610 COUNTY CORONER / MED EXAMINER	224,700	-	224,700	
55110 HEALTH DEPARTMENT	205,151	-	205,151	
101-55110-00000-55-53020-G1602	-	40,000	40,000	GRANT CARRYFORWARD-KRESGE FOUNDATION
101-55110-00000-55-53550-G1602	-	376	376	GRANT CARRYFORWARD-KRESGE FOUNDATION
101-55110-00000-55-53990-G1602	-	37,600	37,600	GRANT CARRYFORWARD-KRESGE FOUNDATION
101-55110-00000-55-54990-G1602	-	36,000	36,000	GRANT CARRYFORWARD-KRESGE FOUNDATION
101-55110-00000-55-51680-G1340	-	18,940	18,940	GRANT CARRYFORWARD-TOBACCO SETTLEMENT
101-55110-00000-55-52010-G1340	-	1,176	1,176	GRANT CARRYFORWARD-TOBACCO SETTLEMENT
101-55110-00000-55-52120-G1340	-	275	275	GRANT CARRYFORWARD-TOBACCO SETTLEMENT
101-55110-00000-55-53020-G1340	-	28,701	28,701	GRANT CARRYFORWARD-TOBACCO SETTLEMENT
101-55110-00000-55-53550-G1340	-	2,803	2,803	GRANT CARRYFORWARD-TOBACCO SETTLEMENT
101-55110-00000-55-53990-G1340	-	7,599	7,599	GRANT CARRYFORWARD-TOBACCO SETTLEMENT
101-55110-00000-55-54990-G1340	-	9,796	9,796	GRANT CARRYFORWARD-TOBACCO SETTLEMENT
55120 RABIES & ANIMAL CONTROL	851,319	-	851,319	
55130 AMBULANCE SERVICE	10,686,543	-	10,686,543	
55190 OTHER LOCAL HLTH SRVCS (WIC)	858,738	-	858,738	
101-55190-00000-55-51300-G5225	373,486	5,000	378,486	GRANT AMENDMENT-WIC
101-55190-00000-55-51620-G5225	623,500	14,000	637,500	GRANT AMENDMENT-WIC
101-55190-00000-55-51630-G5225	29,171	800	29,971	GRANT AMENDMENT-WIC
101-55190-00000-55-51690-G5225	53,213	1,000	54,213	GRANT AMENDMENT-WIC
101-55190-00000-55-52040-G5225	242,379	4,000	246,379	GRANT AMENDMENT-WIC
101-55190-00000-55-52060-G5225	3,304	800	4,104	GRANT AMENDMENT-WIC

Montgomery County Government
Schedule 1
General Fund Budget

	2016-2017 Budget as of 8/15/2016	Proposed Increase (Decrease)	2016-2017 Amended Budget	
101-55190-00000-55-52070-G5225	507,709	8,000	515,709	GRANT AMENDMENT-WIC
101-55190-00000-55-53350-G5225	1,000	1,000	2,000	GRANT AMENDMENT-WIC
101-55190-00000-55-53550-G5225	18,500	1,500	20,000	GRANT AMENDMENT-WIC
101-55190-00000-55-54150-G5225	17,300	1,700	19,000	GRANT AMENDMENT-WIC
101-55190-00000-55-54340-G5225	3,700	3,000	6,700	GRANT AMENDMENT-WIC
101-55190-00000-55-54540-G5225	1,200	800	2,000	GRANT AMENDMENT-WIC
101-55190-00000-55-54990-G5225	1,500	21,500	23,000	GRANT AMENDMENT-WIC
101-55190-00000-55-55060-G5225	52,600	(2,600)	50,000	GRANT AMENDMENT-WIC

55310 REGIONAL MENTAL HEALTH CENTER	-	-	-	
55390 APPROPRIATION TO STATE	211,999	-	211,999	
55590 OTHER LOCAL WELFARE SERVICES	20,825	-	20,825	
55900 OTHER PUBLIC HEALTH & WELFARE	2,500	-	2,500	
56500 LIBRARIES	2,002,996	-	2,002,996	
56700 PARKS & FAIR BOARDS	907,326	-	907,326	
56900 OTHER SOCIAL, CULTURAL & REC	9,688	-	9,688	
57100 AGRICULTURAL EXTENSION SERVICE	421,545	-	421,545	
57300 FOREST SERVICE	2,000	-	2,000	
57500 SOIL CONSERVATION	34,890	-	34,890	
58110 TOURISM	1,513,335	-	1,513,335	
58120 INDUSTRIAL DEVELOPMENT	1,541,896	-	1,541,896	
58220 AIRPORT	314,000	-	314,000	
58300 VETERAN'S SERVICES	476,373	-	476,373	
58400 OTHER CHARGES	2,316,406	-	2,316,406	
58500 CONTRIBUTION TO OTHER AGENCIES	384,500	-	384,500	
58600 EMPLOYEE BENEFITS	457,900	-	457,900	
58900 MISC-CONT RESERVE	15,500	-	15,500	
64000 LITTER & TRASH COLLECTION	121,088	-	121,088	
101-64000-00000-64-54990	-	17,600	17,600	LITTER GRANT
99100 OPERATING TRANSFERS	-	-	-	
Total General Fund Expenditures	78,325,401	611,197	78,936,598	

Increase (Decrease) in Budgeted Fund Balance (62,790)

NOMINATING COMMITTEE

SEPTEMBER 12, 2016

CHAIRMAN OF THE COUNTY LEGISLATIVE BODY

1-year term

_____ nominated to serve as Chairman for a one-year term to expire September, 2017.

CHAIRPERSON PRO TEMPORE OF THE LEGISLATIVE BODY

1-year term

_____ nominated to serve a one-year term to expire September, 2017.

HIGHWAY COMMISSION

4-year term

Ed Groves nominated to serve another four-year term to expire September, 2020.

Orville Lewis has been filling an unexpired term and is now eligible to be nominated to serve his first full four-year term to expire September, 2020.

COUNTY MAYOR NOMINATIONS

SEPTEMBER 12, 2016

JUDICIAL COMMISSIONER

1-year term

Kathy Claiborne (part-time employee) nominated to serve another one-year term to expire September, 2017.

COUNTY MAYOR APPOINTMENTS

SEPTEMBER 14, 2015

CHAPLAIN OF LEGISLATIVE BODY

1-year term

Joe Creek appointed to serve a one-year term to expire September, 2017.

PORT AUTHORITY

(to be confirmed by the County Commission)

5-year staggered terms

Bill Kimbrough appointed to replace Ben Kimbrough for a five-year term to expire September, 2021.

REGIONAL HISTORIC ZONING COMMISSION

5-year term

Sally P. Castleman appointed to replace Doug Jones as Architect, for a five-year term to expire September, 2021.

**MONTGOMERY COUNTY, TENNESSEE
OFFICE OF THE SHERIFF
ANNUAL FINANCIAL REPORT
FOR THE YEAR ENDED JUNE 30, 2016**

\$7,789.87

\$7,789.87

This report is to be filed with the
County Mayor, County Clerk
and Accounts & Budgets Office.
No later than Aug 31st of the year.

**MONTGOMERY COUNTY, TENNESSEE
OFFICE OF CIRCUIT COURT
FOR THE YEAR ENDED JUNE 30, 2016**

RUN DATE: JUNE 30, 2016

ACCT NO:	ACCOUNT DESCRIPTION:	BEGINNING BALANCE	REDISTRIB' & ADJUSTMS:	RECEIPTS:	TRANSFERS IN:	DISBURSEMENTS	TRANSFERS OUT:	COMMISSIONS TRANSFERS	ENDING BALANCE:
23000.000	DUE TO STATE OF TENNESSEE	\$0.00	\$17,962.52	\$173,862.43	\$0.00	(\$183,843.42)	\$0.00	(\$7,981.53)	\$0.00
24000.000	DUE TO COUNTY TRUSTEE	\$0.00	\$14,416.32	\$239,535.17	\$0.00	(\$240,883.06)	\$0.00	(\$13,068.43)	\$0.00
25000.000	DUE TO CITY OF CLARKSVILLE	\$0.00	\$694.00	\$15,000.22	\$0.00	(\$14,909.48)	\$0.00	(\$784.74)	\$0.00
26000.000	DUE TO LITIGANTS, HEIRS, & OTHERS	\$1,989,888.91	(\$501,913.10)	\$2,666,279.10	\$0.00	(\$1,260,084.53)	\$0.00	(\$299.99)	\$2,893,870.39
29900.000	CLERKS FEES & COMMISSIONS	\$260.00	\$34,017.97	\$615,108.00	\$0.00	(\$671,260.66)	\$0.00	\$22,134.69	\$260.00
TOTAL:		\$1,990,148.91	(\$434,822.29)	\$3,709,784.92	\$0.00	(\$2,370,981.15)	\$0.00	\$0.00	\$2,894,130.39

SUMMARY OF ASSETS: BEGINNING BALANCES

CASH IN BANK: \$634,927.93
INVESTMENT ACCOUNTS: \$1,354,960.98
CASH ON HAND: \$260.00


TOTAL: \$1,990,148.91

SUMMARY OF ASSETS: ENDING BALANCES

CASH IN BANK: \$1,376,425.21
INVESTMENT ACCOUNTS: \$1,517,445.18
CASH ON HAND: \$260.00

TOTAL: \$2,894,130.39

THIS REPORT IS SUBMITTED IN ACCORDANCE WITH REQUIREMENTS OF SECTION 5-8-505
AND/OR 67-5-1902, TENNESSEE CODE ANNOTATED, AND TO THE BEST OF MY KNOWLEDGE
AND BELIEF ACCURATELY REFLECTS TRANSACTIONS OF THIS OFFICE FOR THE YEAR ENDED
JUNE 30, 2016


(SIGNATURE)

July 5, 2016
DATE:

Cheryl J. Castle
MONTGOMERY COUNTY CIRCUIT COURT CLERK

**MONTGOMERY COUNTY, TENNESSEE
OFFICE OF GENERAL SESSIONS COURT
FOR THE YEAR ENDED JUNE 30, 2016**

RUN DATE: JUNE 30, 2016

ACCT NO:	ACCOUNT DESCRIPTION:	BEGINNING BALANCE	REDISTRIB' & ADJUSTMS:	RECEIPTS:	TRANSFERS IN:	DISBURSEMENTS	TRANSFERS OUT:	COMMISSIONS TRANSFERS	ENDING BALANCE:
23000.000	DUE TO STATE OF TENNESSEE	\$0.00	\$50,225.13	\$1,052,874.87	\$0.00	(\$1,046,225.14)	\$0.00	(\$56,874.86)	\$0.00
24000.000	DUE TO COUNTY TRUSTEE	\$0.00	\$82,746.07	\$1,813,818.24	\$0.00	(\$1,790,365.73)	\$0.00	(\$106,198.58)	\$0.00
25000.000	DUE TO CITY OF CLARKSVILLE	\$0.00	\$8,201.22	\$109,845.71	\$0.00	(\$112,146.13)	\$0.00	(\$5,900.80)	\$0.00
26000.000	DUE TO LITIGANTS, HEIRS, & OTHERS	\$173,349.08	(\$228,324.95)	\$2,983,006.33	\$0.00	(\$2,724,487.39)	\$0.00	(\$37.50)	\$203,505.57
29900.000	CLERKS FEES & COMMISSIONS	\$500.00	\$28,598.53	\$1,288,781.77	\$0.00	(\$1,486,092.04)	\$0.00	\$169,011.74	\$800.00
=====									
TOTAL:		\$173,849.08	(\$58,554.00)	\$7,248,326.92	\$0.00	(\$7,159,316.43)	\$0.00	\$0.00	\$204,305.57

SUMMARY OF ASSETS: BEGINNING BALANCES

CASH IN BANK: \$173,349.08
CASH ON HAND: \$500.00

TOTAL: \$173,849.08

SUMMARY OF ASSETS: ENDING BALANCES

CASH IN BANK: \$203,505.57
CASH ON HAND: \$800.00

TOTAL: \$204,305.57

THIS REPORT IS SUBMITTED IN ACCORDANCE WITH REQUIREMENTS OF SECTION 5-8-505
AND/OR 67-5-1902, TENNESSEE CODE ANNOTATED, AND TO THE BEST OF MY KNOWLEDGE
AND BELIEF ACCURATELY REFLECTS TRANSACTIONS OF THIS OFFICE FOR THE YEAR ENDED
JUNE 30, 2016



(SIGNATURE)

Cheryl J. Castle

MONTGOMERY COUNTY CIRCUIT COURT CLERK



DATE:

**MONTGOMERY COUNTY, TENNESSEE
OFFICE OF JUVENILE COURT
FOR THE YEAR ENDED JUNE 30, 2016**

RUN DATE: JUNE 30, 2016

ACCT NO:	ACCOUNT DESCRIPTION:	BEGINNING BALANCE	REDISTRIB' & ADJUSTMS:	RECEIPTS:	TRANSFERS IN:	DISBURSEMENTS	TRANSFERS OUT:	COMMISSIONS TRANSFERS	ENDING BALANCE:
23000.000	DUE TO STATE OF TENNESSEE	\$0.00	\$1,824.90	\$25,113.71	\$0.00	(\$25,684.57)	\$0.00	(\$1,254.04)	\$0.00
24000.000	DUE TO COUNTY TRUSTEE	\$0.00	\$14,770.97	\$75,779.51	\$0.00	(\$86,811.49)	\$0.00	(\$3,738.99)	\$0.00
24000.001	DUE TO COUNTY TRUSTEE(ROSS&MCCLAIN)	\$0.00	\$5,995.50	\$36,258.20	\$0.00	(\$40,818.79)	\$0.00	(\$1,434.91)	\$0.00
26000.000	DUE TO LITIGANTS, HEIRS, & OTHERS	\$126.00	(\$446.11)	\$54,822.63	\$0.00	(\$50,250.26)	\$0.00	(\$234.61)	\$4,017.65
29900.000	CLERKS FEES & COMMISSIONS	\$300.00	\$23,358.91	\$119,375.18	\$0.00	(\$149,396.64)	\$0.00	\$6,662.55	\$300.00
TOTAL:		\$426.00	\$45,504.17	\$311,349.23	\$0.00	(\$352,961.75)	\$0.00	\$0.00	\$4,317.65

SUMMARY OF ASSETS: BEGINNING BALANCES

CASH IN BANK: \$126.00
CASH ON HAND: \$300.00

TOTAL: \$426.00

SUMMARY OF ASSETS: ENDING BALANCES

CASH IN BANK: \$4,017.65
CASH ON HAND: \$300.00

TOTAL: \$4,317.65


THIS REPORT IS SUBMITTED IN ACCORDANCE WITH REQUIREMENTS OF SECTION 5-8-505
AND/OR 67-5-1902, TENNESSEE CODE ANNOTATED, AND TO THE BEST OF MY KNOWLEDGE
AND BELIEF ACCURATELY REFLECTS TRANSACTIONS OF THIS OFFICE FOR THE YEAR ENDED
JUNE 30, 2016



(SIGNATURE)

Cheryl J. Castle

MONTGOMERY COUNTY CIRCUIT COURT CLERK



DATE:

COUNTY TRUSTEE OR CITY TREASURER'S
YTD REPORT

OF
RECEIPTS FOR PUBLIC SCHOOL FUNDS



INSTRUCTIONS:

ALL RECEIPTS SHOULD BE SHOWN AT THEIR GROSS AMOUNTS BEFORE DEDUCTION OF TRUSTEES COMMISSIONS, WHICH ARE TO BE SHOWN SEPARATELY. THE GROSS RECEIPTS OF EACH SCHOOL FUND SHOULD BE SEPARATELY STATED AS INDICATED. IN THOSE CASES WHERE THE COUNTY RECEIPTS ARE DIVIDED WITH ONE MORE CITY OR SPECIAL SCHOOL SYSTEMS, THE GROSS AMOUNT ALLOCATED TO EACH RECEIPT SOURCE IS TO BE MADE BEFORE THE TRUSTEE COMMISSION IS COMPUTED.

PLEASE DO NOT CREATE ANY NEW ACCOUNTS BUT CLASSIFY YOUR RECEIPTS ACCORDING TO THE EXISTING ACCOUNTS CONTAINED IN THE ANNUAL FINANCIAL REPORT. IF A RECEIPT DOES NOT SEEM TO FIT AN EXISTING ACCOUNT CLASSIFICATION, PLEASE LIST IT ACCORDING TO THE ACCOUNT WHICH, IN YOUR OPINION, COMES NEAREST TO DESCRIBING IT.

I, Brenda E. Radford, Trustee or Treasurer of Montgomery

County, City or SSD hereby certify that this report is true and correct to the best of my knowledge and belief.

This 14th day of July, 2016.

Brenda E. Radford
Trustee or Treasurer

MONTGOMERY COUNTY CLERK
FILED: July 15, 2016
BY: Rebecca Jackson

		24141	24142	24143	24144	24146	24177	24263
REVENUE NUMBER	REVENUE FUND DESCRIPTION	GENERAL PURPOSE FUND	FEDERAL PROJECTS FUND	CHILD NUTRITION	SCHOOL SYSTEM TRANSPORTATION FUND	EXTENDED SCHOOL PROGRAM FUND	EDUCATION CAPITAL PROJECTS FUND	SELF INSURANCE TRUST FUND
	BEGINNING BALANCE	\$ 38,234,021.85	\$ 2,001,853.84	\$ 4,228,430.84	\$ 2,026,235.27	\$ 172,309.43	\$ 3,763,373.24	\$ 30,014,374.82
11410	Accounts Receivable	513,875.17	13,812.02	90,158.40	709,674.58	100.00	337,059.59	6,833.24
11430	Due from Other Government Agencies	7,257.37	-	-	-	-	-	-
11440	Due from Other Funds	995,773.33	10,224.20	958,677.65	85,944.16	-	-	9,948.67
11441	Due from Primary Government	255.00	-	-	-	-	-	3,162.80
40000	General Revenues	51.87	-	-	-	-	-	-
40110	Current Property Tax	28,094,353.00	-	-	1,874,047.97	-	-	-
40120	Trustee's Collections Prior Years	823,988.22	-	-	54,790.37	-	-	-
40125	Bankruptcy Collections	36,521.73	-	-	2,435.30	-	-	-
40130	Clerk & Master Collections	381,962.16	-	-	25,476.44	-	-	-
40140	Interest & Penalty	292,641.28	-	-	19,418.33	-	-	-
40162	Public Utilities-School	730,012.62	-	-	48,696.55	-	-	-
40210	Local Option Sales Tax-County	46,203,419.21	-	-	-	-	-	-
40240	Wheel Tax-County	4,241,271.50	-	-	-	-	-	-
40270	Business Tax-County	788,645.16	-	-	-	-	-	-
40275	Mixed Drink Tax	332,213.84	-	-	-	-	-	-
40320	Bank Excise Tax	116,733.77	-	-	7,786.90	-	-	-
40350	Interstate Telecom Tax	15,170.01	-	-	-	-	-	-
43101	Self Insurance Premiums	-	-	-	-	-	-	41,250,411.38
43102	Other Employee Benefit Chg/Cont	-	-	-	-	-	-	3,145,537.93
43365	Archives & Record Fees	8,568.53	-	-	-	-	-	-
43511	Tuition-Regular Day Students	2,596.69	-	-	-	-	-	-
43513	Tuition-Summer School	-	-	-	-	51,454.00	-	-
43516	Tuition - Out-of-State Systems	-	-	-	-	-	-	-
43517	Tuition - Other	-	-	-	-	2,475.00	-	-
43521	Lunch Payments-Children	-	-	2,975,554.85	-	-	-	-
43522	Lunch Payments-Adults	-	-	150,820.75	-	-	-	-
43523	Income from Breakfast	-	-	137,143.90	-	-	-	-
43525	A La Carte Sales	-	-	1,251,896.06	-	-	-	-
43551	School Based Health Program	107,366.32	-	-	-	-	-	-
43583	TBI Criminal Background Fee	3,124.00	-	-	-	-	-	-
43990	Other Charges for Services	10,583.62	-	-	-	-	-	21,710.43
44110	Interest Earned	-	-	9,283.72	-	-	-	56,054.81

		24141	24142	24143	24144	24146	24177	24263
REVENUE NUMBER	REVENUE FUND DESCRIPTION	GENERAL PURPOSE FUND	FEDERAL PROJECTS FUND	CHILD NUTRITION	SCHOOL SYSTEM TRANSPORTATION FUND	EXTENDED SCHOOL PROGRAM FUND	EDUCATION CAPITAL PROJECTS FUND	SELF INSURANCE TRUST FUND
44120	Lease/Rentals	18,730.80	-	-	-	-	-	-
44130	Sale of Materials & Supplies	-	-	46,525.58	2,638.20	-	-	-
44145	Sale of Recycled Material	18,696.67	-	-	220.00	-	-	-
44146	E-Rate Funding	27,628.39	-	-	-	-	-	-
44160	Retirees' Insurance Premiums	-	-	-	-	-	-	1,375,119.14
44170	Miscellaneous Refunds	626,014.09	3,248.31	24,081.24	5,435.89	-	-	1,362,937.40
44530	Sale of Equipment	60,862.89	-	8,546.00	339.20	-	-	-
44540	Sale of Property	-	-	-	-	-	-	-
44560	Damages Recovered from Individuals	2,785.66	-	-	837.71	-	-	-
44570	Contributions & Gifts	9,871.24	3,821.40	4,264.79	500.00	-	1,389,196.52	-
46190	Other General Government Grants	-	-	-	-	-	-	-
46390	School to Work Program	110,854.71	-	-	-	-	-	-
46511	Basic Education Program	135,049,380.00	-	-	8,380,000.00	-	-	-
46512	Basic Education Program-ARRA	-	-	-	-	-	-	-
46515	Early Childhood Education	1,800,931.30	-	-	-	-	-	-
46520	School Food Service (State Matching)	-	-	142,676.80	-	-	-	-
46530	Energy Efficient Schools	83,686.00	-	-	-	-	-	-
46590	Other State Education Funds	151,792.23	758,176.35	-	-	-	-	-
46591	Coordinated School Health	-	-	-	-	-	-	-
46592	ConnecTenn-ARRA	-	-	-	-	-	-	-
46610	Career Ladder Program	484,846.69	-	-	-	-	-	-
46612	Career Ladder Extended Contracts	-	-	-	-	-	-	-
46615	Extended Contract	-	-	-	-	-	-	-
46820	State Income Tax	145,041.94	-	-	-	-	-	-
46850	Mixed Drink Tax	-	-	-	-	-	-	-
46981	Safe Schools-ARRA	-	-	-	-	-	-	-
46990	Other State Funds	-	-	-	-	-	-	-
47111	Section 4 - Lunch	-	-	7,130,140.62	-	-	-	-
47113	Breakfast	-	-	3,032,421.94	-	-	-	-
47114	USDA - Other	-	-	16,650.00	-	-	-	-
47120	Adult Basic Education	-	175,658.86	-	-	-	-	-

		24141	24142	24143	24144	24146	24177	24263
REVENUE NUMBER	REVENUE FUND DESCRIPTION	GENERAL PURPOSE FUND	FEDERAL PROJECTS FUND	CHILD NUTRITION	SCHOOL SYSTEM TRANSPORTATION FUND	EXTENDED SCHOOL PROGRAM FUND	EDUCATION CAPITAL PROJECTS FUND	SELF INSURANCE TRUST FUND
47131	Vocational Education	-	467,154.22	-	-	-	-	-
47139	Vocational Other	-	-	-	-	-	-	-
47141	Title I Grants Lease	-	7,314,084.84	-	-	-	-	-
47142	Innovative Education Program Strategies	-	-	-	-	-	-	-
47143	Special Education	131,399.65	5,458,844.08	-	1,282,915.00	-	-	-
47145	Special Education Preschool	-	101,651.40	-	-	-	-	-
47146	English Language Acquisition	-	74,632.13	-	-	-	-	-
47147	Safe and Drug-Free Schools	-	1,113,464.96	-	-	-	-	-
47149	Title VII-B Homeless ARRA	-	31,917.34	-	-	-	-	-
47189	Eisenhower Professional Development	-	947,164.23	-	-	-	-	-
47311	First to the Top	-	-	-	-	-	-	-
47590	Other Federal Thru State	10,000.00	239,397.43	-	-	-	-	-
47630	Public Law 874-Maintenance & Operations	3,015,123.74	-	-	-	-	-	-
47640	ROTC Reimbursement	610,223.24	-	-	-	-	-	-
47990	Other Direct Federal Revenues	-	3,582,575.60	-	-	-	-	-
48130	Contributions	12,038.97	-	-	-	-	582,420.00	-
48140	Contracted Services	14,535.73	-	-	-	-	-	-
49100	Education Capital Projects	-	-	-	-	-	(30,000.00)	-
49700	Insurance Recovery	11,284.62	-	-	-	-	-	-
49800	Transfers In	-	1,000,000.00	-	-	-	-	-
	Total	264,336,134.81	23,297,681.21	20,207,273.14	14,527,391.87	226,338.43	6,042,049.35	77,246,090.62
	Trustee's Commissions	1,172,523.90	-	-	40,688.94	514.54	-	-
	Paid Warrants	58,198,293.71	7,959,492.10	9,239,083.06	4,798,358.00	800.06	4,385,008.65	3,003,806.36
	CMCSS Payroll-Wire Outs	156,280,153.75	12,551,551.26	4,394,825.24	7,256,973.66	70,663.29	506,919.84	832,188.40
	BlueCross BlueShield	-	-	-	-	-	-	49,095,439.77
	Benefits Connection	-	-	-	-	-	-	200,465.24
	ENDING BALANCE, JUNE 30, 2016	\$ 48,685,163.45	\$ 2,786,637.85	\$ 6,573,364.84	\$ 2,431,371.27	\$ 154,360.54	\$ 1,150,120.86	\$ 24,114,190.85



STATE OF TENNESSEE
COMPTROLLER OF THE TREASURY
OFFICE OF STATE AND LOCAL FINANCE
SUITE 1600 JAMES K. POLK STATE OFFICE BUILDING
505 DEADERICK STREET
NASHVILLE, TENNESSEE 37243-1402
PHONE (615) 401-7872
FAX (615) 741-5986

August 18, 2016

The Honorable Jim Durrett, Mayor
and Honorable Board of Commissioners
Montgomery County
P.O. Box 368
Clarksville, TN 37041

Dear Mayor Durrett and Members of the Board:

The Office of State and Local Finance ("OSLF") received a request from Montgomery County (the "County") on August 17, 2016, to approve the issuance of tax and revenue anticipation notes ("TRANs") for fiscal year 2017, in the amount of \$1,000,000 for the School Federal Projects Fund as an interfund loan from the Debt Service Fund.

The request included Resolution No. 16-6-11, adopted on June 13, 2016, by the County Commission, authorizing the issuance of tax and revenue anticipation notes. The request included cash flow forecasts for the School Federal Projects Fund and Debt Service Fund, prepared by the County, supporting the need to issue the TRANs, the County's ability to repay the TRANs by June 30, 2017, and the ability of the County to make an interfund loan from the Debt Service Fund.

The financial information presented by the County represents assertions of its financial condition and may or may not reflect the current or future financial condition of the County.

Limitations on Tax and Revenue Anticipation Notes

Counties in Tennessee are authorized to issue TRANs pursuant to Tennessee Code Annotated, Title 9, Chapter 21 for the purpose of meeting appropriations made for the current fiscal year in anticipation of the collection of taxes and revenues of that fiscal year, subject to the prior approval of the Comptroller of the Treasury. TRANs may not be issued to pay expenditures from the prior fiscal year.

The authorized amount of TRANs must not exceed 60% of the annual appropriation for each fund involved, and future revenues projected must be sufficient to provide for the payment of the TRANs by June 30, 2017. The maximum amount the Office of State and Local Finance can approve is equal to 5% of total annual cash payments less the lowest ending cash balance for the fund.

We have determined that the County's request is within the percentage limitations described above.

Fiscal Year 2017 Budget

The County Commission approved the fiscal year 2017 budget on June 13, 2016.

Debt Management Policy

The County provided a copy of its debt management policy, and within forty-five (45) days of issuance of the debt approved in this letter, is required to submit a Report on Debt Obligation that indicates that this debt complies with its debt policy. If the County amends its policy, please submit the amended policy to OSLF.

Tax and Revenue Anticipation Notes Approval

This letter constitutes approval for the issuance of \$1,000,000 School Federal Projects Fund TRANs as an interfund loan from the Debt Service Fund.

The approval of the TRANs is conditioned upon agreement with the following terms by the County Board of Commissioners:

- **A copy of this letter shall be provided to all the members of the County Commission, be presented at the next meeting of the County Commission, and be entered in the minutes of the meeting.**
- **The County shall comply with the requirements of Title 9, Chapter 21, of the Tennessee Code Annotated.**
- **The County shall use the Tax and Revenue Anticipation Note Form enclosed with this letter as its loan document.**
- **The County shall report the execution of the TRANs and the amounts to the County Commission and this Office within 45 days of issuance on the Report on Debt Obligation, Form CT-0253.**
- **The County shall maintain a balanced budget with no cash deficits and sufficient to pay operating and debt service costs.**
- **The County shall repay the TRANs no later than June 30, 2017, and provide this Office documentation within 15 days of repayment, but no later than June 30, 2017. If the County does not issue the TRANs, please provide documentation to this Office stating the non-issuance no later than June 30, 2017.**

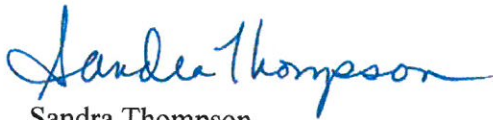
This letter and the approval to issue debt do not address compliance with federal tax regulations and should not be relied upon for that purpose. The County should discuss these issues with a tax attorney or bond counsel.

Report on Debt Obligation

We are enclosing a Report on Debt Obligation, Form CT-0253. Pursuant to TCA § 9-21-151, this form is to be completed and filed with the governing body of the public entity issuing the debt no later than forty-five (45) days after the issuance of this debt, with a copy (including attachments, if any) filed with the Director of the Office of State and Local Finance by mail to the address on this letterhead or by email to stateandlocalfinance.publicdebtform@cot.tn.gov. A fillable PDF of Form CT-0253 can be found at <http://www.comptroller.tn.gov/sl/pubdebt.asp>. No public entity may enter into additional debt if it has failed to file the Report on Debt Obligation.

If you should have any questions regarding this letter, please feel free to call us.

Sincerely,



Sandra Thompson
Director of State & Local Finance

Cc: Mr. Jim Arnette, Director of Local Government Audit, COT

Enclosures (2): Report on Debt Obligation
TRAN Note Form

TO THE HONORABLE MEMBERS
OF THE BOARD OF COUNTY COMMISSIONERS
ASSEMBLED

THIS THE SIXTH DAY OF SEPTEMBER, 2016

THIS REPORT COVERS WORK DONE IN APRIL, MAY, AND JUNE, THE FOURTH QUARTER OF THE FISCAL YEAR.

GRADE & DRAINAGE – NEW CONSTRUCTION

None this quarter

BRIDGES & CULVERTS

None this quarter

Installed metal pipes on the following roads:

Hodges Road	30'-30"	Pipe
Dunlop Lane	3'-18"	Pipe
Farmers Road	7'-18"	Pipe
Zinc Plant Rd.	8'-15"	Pipe
Louise Rd.	13'-18"	Pipe
Bend Road	20'-15"	Pipe
Tarsus Rd.	5'-15"	Pipe
Antioch Church Rd.	7'-15"	Pipe
Louise Road	11'-15"	Pipe
Roberts Road	6'-24"	Pipe
Guthrie Road	20'-18"	Pipe
Sango Road	30'-18"	Pipe
Shelton Ferry Rd.	20'-15"	Pipe
S. Hinton Road	25'-15'	Pipe
Lylewood Rd	10'-36"	Pipe
Morrison Lane	25'-15"	Pipe
Trough Springs Rd	10'-15" 10'-15"	Pipe
Snow Road	70'-24"	Pipe
Chester Harris Rd.	40'-18"	Pipe

Ryes Chapel Rd.	3'-18"	Pipe
Belmont Road	20'-18"	Pipe
Branch Bend Rd.	3'-15"	Pipe
Seven Mile Ferry	10'-18"	Pipe
Indian Mound Rd	27'-18"	Pipe

GUARDRAILS:

Moore Hollow Rd. 3 end caps & decals

PROJECTS:

Hauled 6 loads of crush n run to Civitan Park,
650 Bellamy Lane
Reimbursed \$1,326.72

Hauled 7 loads of no. 57 washed stone delivered to Civitan
Park, 650 Bellamy Lane
Reimbursed \$1,478.52

ROADS HOT MIXED:

Five and eight-seven hundredths (5.87) miles of the following county
roads were hot mixed.

Roberts Road	1.40 Mile
Amesbury Ct.	.05 Mile
Bentbrook Dr.	.16 Mile
Carriage Way	.35 Mile
Marsh Rd.	.90 Mile
Dunlop Lane	1.30 Mile
Elderberry Dr.	.08 Mile
Glen Cove Dr.	.07 Mile
Lake Pointe Dr.	.27 Mile
Lyme Dr.	.08 Mile
Marietta Place	.10 Mile
Oak Glen Ln.	.17 Mile
Sheffield Way	.20 Mile
Southpoint Dr.	.40 Mile
Tranquill Ln.	.08 Mile
Walkaway Ct.	.06 Mile
Waterfall Dr.	.07 Mile
Weymouth Ct.	.06 Mile
Yorkshire Dr.	.07 Mile

ROADS OILED & CHIPPED:

None this quarter

TRAFFIC CONTROL:

Road Markers	66
Stop Signs	30
Speed Limit Signs	29
Intersection Sign	6
Dead End	4
Curve Sign	9
Suggested Speed	5
Steep Grade	1
Hill Sign	1
No Parking	2
Deer Xing	1
Bridge Marker	10
Chevron	2
Stop Ahead	1
Equestrian Xing	2
Double Arrow	1
Sign posts	51
Sleeves	10

ROADS STRIPED:

Twenty-six and thirty-four hundredths (26.34) miles of the following county roads were striped;

Charles Bell Rd.	1.57
Steelstock Rd.	.90
Head Road	1.63
Pondywood Rd.	1.48
Sadlersville Rd.	2.60
Old Clarksville Springfield Rd.	1.80
Dunlop Lane	1.11
Ford Road	1.45
Roberts Road	1.20
Industrial Blvd.	.32
International Blvd.	2.21
Corporate Parkway	.92
Oakland Road	1.24
Indian Creek Rd.	3.55
Bryant Hollow Rd.	3.58
Woods Valley Rd.	.48
Redbird Lane	.30

ROADS STRIPED(CONT.)

Nine hundred sixty-five (965) gallons yellow, nine hundred sixty-five (965) gallons white, and 14,580 lbs. beads were used in striping the above roads.

ASPHALT PURCHASED:

Hot Mix	5946.28	Tons
RS-2 Ergon	1652.893	Gal
RS-2 Ergon	1761.511	Gal
RS -2 Marathon	5086.	Gal
CW McIntosh	5101.94	Tons
SS-1	None this quarter	

CRUSHED STONE:

One thousand seven hundred thirty and fourteen hundredths (1,730.14) tons of crushed stone were hauled and placed on the county roads

<u>ROADS</u>	<u>TONS</u>
General Roads	5.97
Hodges Road	10.38
Zinc Plant Rd.	11.43
Chambers Rd.	13.96
Hodges Road	89.25
Vick Road	10.25
Chambers Road	7.52
General Roads	5.52
Iron workers Rd.	6.18
Billy Rinehart Rd.	30.30
Louise Road	10.95
Antioch Church Rd.	7.55
Sango Road	9.72
Old Mack Road	11.29
General Roads	4.96
South Guthrie	9.33
Marsh Road	198.51
Mike Court	10.77
Roberts Road	32.02
Lylewood Rd	31.76
General Roads	60.18
Floyd Rd.	17.15
Lylewood Rd.	40.98
Morrison Lane	9.91
Marsh Road	236.80
Lylewood Rd	85.61
Trough Springs Rd	6.60
Snow Lane	164.37
Laurelwood Trail	16.66
Southside Rd	10.49
Atkins Road	7.60
Chester Harris Rd	21.81
Ryes Chapel	11.18
Moody Road	6.36
Sango Road	11.26
Haley Road	9.32
Branch Bend	5.30
Dotsonville Rd.	10.41

CRUSHED STONE (CONT):


Belmont Road	20.48
Albright Road	10.58
Lem Davis Rd.	15.24
Harris Road	8.60
Flint Ridge Rd.	10.30
Old Hwy 48	10.01
Snow Road	20.34
Snow Road	20.51
Louise Road	9.64
Lake Road	10.71
Rabbit Run Trail	10.42

TOTAL TONS	1,730.14 Tons
------------	---------------

Crushed stone is placed as needed on county roads; right-of-way maintenance and patching continues daily.

Respectfully submitted,

MONTGOMERY COUNTY HIGHWAY DEPARTMENT


Mike Frost,
Highway Supervisor

MF/ka

TO THE HONORABLE COURT OF MONTGOMERY COUNTY

CLARKSVILLE, TENNESSEE

I RESPECTFULLY SUBMIT THE FOLLOWING REPORT SHOWING THE RECEIPTS AND
DISBURSEMENTS OF THE GENERAL ROAD FUNDS FOR THE QUARTER ENDING
JUNE 30TH, 2016

BEGINNING BANK BALANCE

\$5,433,895.86

		APRIL	MAY	JUNE	TOTAL
40110	CURRENT PROPERTY TAX	\$ 30,276.72	\$ 20,887.75	\$ 30,331.34	\$ 81,495.81
40120	TRUSTEE COL. PR. YEAR	\$ 1,155.59	\$ 403.59	\$ 477.15	\$ 2,036.33
40130	CIRCUIT/CHANCERY CT.COL	\$ 10,783.25	\$ 6,596.73	\$ 6,134.92	\$ 23,514.90
40140	3 TRUSTEE-INT. & PENALTY	\$ 3,628.57	\$ 3,480.83	\$ 3,938.19	\$ 11,047.59
40125	TRUSTEES BANKRUPTCY	\$ 142.86	\$ 557.60	\$ 103.54	\$ 804.00
40270	BUSINESS TAX	\$ 6,451.35	\$ 45,487.44	\$ 28,896.43	\$ 80,835.22
40280	SERVANCE TAX	\$ 41,675.08			\$ 41,675.08
40320	BANK EXCISE TAX			\$ 1,054.74	\$ 1,054.74
44135	SALE OF GASOLINE	\$ 269.38	\$ 1,257.53	\$ 2,579.55	\$ 4,106.46
44170	MISCELLANEOUS	\$ 1,478.57	\$ 1,580.74	\$ 3,067.24	\$ 6,126.55
46420	STATE AID PROGRAM				\$ -
46920	GASOLINE TAX	\$ 211,278.79	\$ 269,425.08	\$ 243,581.49	\$ 724,285.36
46930	GASOLINE INSPECTION FEE	\$ 10,362.15	\$ 10,362.04	\$ 10,362.04	\$ 31,086.23
46980	OTHER STATE GRANTS				\$ -
47590	FEDERAL THRU STATE				\$ -
44520	INSURANCE RECOVERY				\$ -
47230	DISASTER RELIEF				\$ -
48120	PAVING AND MAINTENANCE				\$ -
49700	INSURANCE RECOVERY		\$ 3,803.30		\$ 3,803.30
49800	TRANSFERS IN				\$ -
49951	FLOOD RECOVERY				\$ -
11410	ACCOUNTS RECEIVABLES				\$ -
21810	REVENUE ANTICIPATION				\$ -
TOTAL REVENUE		\$ 317,502.31	\$ 363,842.63	\$ 330,526.63	\$ 1,011,871.57
TOTAL AVAILABILITY					\$ 6,445,767.43

EXPENDATURES: APRIL, MAY, AND JUNE 2016

GENERAL ADMINISTRATION - 61000	APRIL	MAY	JUNE	TOTALS
101 COUNTY OFFICIAL	\$ 8,567.60	\$ 8,567.60	\$ 8,567.60	\$ 25,702.80
103 ASSISTANT	\$ 5,053.09	\$ 5,053.08	\$ 6,316.36	\$ 16,422.53
119 ACCOUNTANT/BOOKKEEPER	\$ 3,326.40	\$ 3,326.40	\$ 4,158.01	\$ 10,810.81
161 SECRETARY	\$ 2,737.60	\$ 2,737.60	\$ 3,422.00	\$ 8,897.20
162 PURCHASING CLERK	\$ 2,732.80	\$ 2,732.80	\$ 3,416.00	\$ 8,881.60
187 OVERTIME	\$ 15.59	\$ 15.59	\$ 320.81	\$ 351.99
191 COMMISSIONERS	\$ 900.00		\$ 900.00	\$ 1,800.00
201 SOCIAL SECURITY	\$ 1,365.79	\$ 1,309.17	\$ 1,592.02	\$ 4,266.98
204 STATE RETIREMENT	\$ 3,100.26	\$ 3,100.26	\$ 3,578.39	\$ 9,778.91
206 LIFE INSURANCE	\$ 22.00	\$ 22.00	\$ 22.00	\$ 66.00
207 MEDICAL INSURANCE	\$ 4,362.72	\$ 4,362.72	\$ 4,362.72	\$ 13,088.16
212 EMPLOYER MEDICARE	\$ 319.43	\$ 306.18	\$ 372.35	\$ 997.96
320 DUES & MEMBERSHIP			\$ 125.00	\$ 125.00
331 LEGAL SERVICES				
336 R & M SERVICE EQUIPT.				
337 R & M SERV-OFFICE EQUIPMENT				
347 PEST CONTROL				
348 POSTAL CHARGES				
349 PRINTING STAT. FORMS			\$ 317.02	\$ 317.02
351 RENTALS	\$ 186.54	\$ 186.54	\$ 186.54	\$ 559.62
355 TRAVEL				\$ -
356 TUITION				\$ -
399 OTHER CONTRACTED SERV.	\$ 199.50			\$ 199.50
410 CUSTODIAN SUPPLIES				\$ -
411 DATA PROCESSING SUPPLIES				\$ -
413 DRUGS & MEDICAL SUPPLIES		\$ 281.38	\$ 132.49	\$ 413.87
414 DUPLICATING SUPPLIES				\$ -
422 FOOD SUPPLIES				\$ -
432 LIBRARY BOOKS				\$ -
435 OFFICE SUPPLIES	\$ 188.63	\$ 223.37		\$ 412.00
499 OTHER SUPPLIES & MATERIALS	\$ 726.02	\$ 372.60	\$ 119.61	\$ 1,218.23
TOTAL 61000	\$ 33,803.97	\$ 32,597.29	\$ 37,908.92	\$ 104,310.18

HIGHWAY BRIDGE MAINTENANCE - 62000

141 FOREMEN	\$ 34,722.27	\$ 30,812.19	\$ 43,402.82	\$ 108,937.28
142 MECHANICS	\$ 8,577.60	\$ 8,577.60	\$ 10,722.00	\$ 27,877.20
144 EQUIPMENT OP. HEAVY	\$ 37,736.00	\$ 36,911.68	\$ 44,642.82	\$ 119,290.50
145 EQUIPMENT OP. LIGHT	\$ 14,513.00	\$ 14,518.40	\$ 18,148.00	\$ 47,179.40
147 TRUCK DRIVERS	\$ 34,059.46	\$ 30,748.61	\$ 39,633.23	\$ 104,441.30
149 LABORERS	\$ 8,075.23	\$ 8,075.22	\$ 10,094.01	\$ 26,244.46
168 PART TIME	\$ 2,791.12	\$ 1,212.68	\$ 3,424.76	\$ 7,428.56
187 OVERTIME	\$ 1,009.35	\$ 1,238.77	\$ 5,489.31	\$ 7,737.43
201 SOCIAL SECURITY	\$ 8,138.97	\$ 7,837.23	\$ 10,201.92	\$ 26,178.12
204 STATE RETIREMENT	\$ 18,717.55	\$ 17,851.73	\$ 22,237.00	\$ 58,806.28
206 LIFE INSURANCE	\$ 210.10	\$ 201.30	\$ 201.30	\$ 612.70
207 MEDICAL INSURANCE	\$ 36,726.00	\$ 33,916.08	\$ 33,916.08	\$ 104,558.16
212 EMPLOYER MEDICARE	\$ 1,917.14	\$ 1,848.28	\$ 2,420.56	\$ 6,185.98
322 DRUG TESTING				\$ -
340 MEDICAL & DENTAL SERVICE				\$ -
351 RENTALS				\$ -
356 TUITION				\$ -
399 OTHER CONTRACTED SERVICES	\$ 3,925.00	\$ 255.00	\$ 572.00	\$ 4,752.00
404 ASPHALT HOT MIX	\$ 80,615.33	\$ 446,068.98	\$ 88,008.22	\$ 614,692.53
405 ASPHALT LIQUID	\$ 2,481.54	\$ 15,998.41		\$ 18,479.95
408 CONCRETE			\$ 876.33	\$ 876.33
409 CRUSHED STONE	\$ 2,232.30	\$ 4,865.41	\$ 8,964.61	\$ 16,062.32
419 EXPLOSIVES & DRILLING SUPPLIES				\$ -
420 FERTILIZER, LIME, CHEM., SEED			\$ 1,500.00	\$ 1,500.00
440 PIPE-METAL	\$ 3,524.80		\$ 1,532.91	\$ 5,057.71
444 SALT				

445 SAND					
446 SMALL TOOLS					
447 STRUCTURAL STEEL					
455 WOOD PRODUCTS					
499 OTHER SUPPLIES & MATERIALS	\$ 703.56	\$ 50.27	\$ 157.50	\$ 911.33	
TOTAL 62000	\$ 300,676.32	\$ 660,987.84	\$ 346,145.38	\$ 1,307,809.54	

OPERATION/MAINTENANCE OF EQUIPT. - 63100

141 FOREMEN	\$ 4,308.58	\$ 8,218.65	\$ 5,385.72	\$ 17,912.95	
142 MECHANICS	\$ 12,174.40	\$ 14,956.80	\$ 18,696.01	\$ 45,827.21	
147 TRUCK DRIVERS	\$ 2,285.80	\$ 2,384.00	\$ 2,980.00	\$ 7,649.80	
162 CLERICAL	\$ 2,560.00	\$ 2,560.00	\$ 3,200.00	\$ 8,320.00	
187 OVERTIME	\$ 39.16	\$ 97.90	\$ 1,004.37	\$ 1,141.43	
201 SOCIAL SECURITY	\$ 1,218.41	\$ 1,381.58	\$ 1,813.20	\$ 4,413.19	
204 STATE RETIREMENT	\$ 2,953.04	\$ 3,359.25	\$ 4,193.72	\$ 10,506.01	
206 LIFE INSURANCE	\$ 30.80	\$ 35.20	\$ 35.20	\$ 101.20	
207 MEDICAL INSURANCE	\$ 6,376.86	\$ 7,535.14	\$ 7,535.14	\$ 21,447.14	
212 EMPLOYER MEDICARE	\$ 284.94	\$ 323.10	\$ 424.05	\$ 1,032.09	
322 EVALUATION & TESTING					
330 OPERATING LEASE PAYMENTS					
335 R & M SERV.-BLDG.					
336 R & M SERV.-VEHICLES	\$ 1,115.75	\$ 1,084.40		\$ 2,200.15	
338 R & M SERV.-VEHICLES	\$ 1,088.95	\$ 4,024.31	\$ 803.00	\$ 5,916.26	
351 RENTALS					
399 OTHER CONTRACTED SERVICES	\$ 543.00	\$ 235.00	\$ 551.00	\$ 1,329.00	
410 CUSTODIAN SUPPLIES					
412 DIESEL		\$ 10,139.38	\$ 12,528.48	\$ 22,667.86	
418 EQUIPMENT & MACHINERY PARTS	\$ 13,318.40	\$ 4,981.29	\$ 25,106.07	\$ 43,405.76	
422 FOOD SUPPLIES					
424 GARAGE SUPPLIES	\$ 419.52	\$ 165.12	\$ 788.51	\$ 1,373.15	
425 GASOLINE	\$ 12,059.90		\$ 15,941.27	\$ 28,001.17	
433 LUBRICANTS	\$ 2,199.16	\$ 1,672.00	\$ 14.32	\$ 3,885.48	
435 OFFICE SUPPLIES					
446 SMALL TOOLS	\$ 1,123.19	\$ 957.41	\$ 1,159.62	\$ 3,240.22	
450 TIRES & TUBES	\$ 4,692.77	\$ 2,524.80	\$ 12,656.40	\$ 19,873.97	
453 VEHICLE PARTS	\$ 19,582.95	\$ 5,892.93	\$ 9,608.35	\$ 35,084.23	
499 OTHER SUPPLIES & MATERIALS	\$ 3,993.27	\$ 1,265.46	\$ 1,548.82	\$ 6,807.55	
TOTAL 63100	\$ 92,368.85	\$ 73,793.72	\$ 125,973.25	\$ 292,135.82	

TRAFFIC CONTROL - 63600

141 FOREMEN	\$ 4,308.59	\$ 4,308.57	\$ 5,385.72	\$ 14,002.88	
144 HVY. EQUIPT. OPERATORS	\$ 5,368.00	\$ 5,368.00	\$ 6,710.00	\$ 17,446.00	
149 TRAFFIC CONTROL OPERATORS	\$ 4,569.60	\$ 4,569.62	\$ 5,712.01	\$ 14,851.23	
187 OVERTIME		\$ 79.69	\$ 978.99	\$ 1,058.68	
201 SOCIAL SECURITY	\$ 843.30	\$ 848.44	\$ 1,125.20	\$ 2,816.94	
204 STATE RETIREMENT	\$ 1,968.82	\$ 1,979.85	\$ 2,491.78	\$ 6,440.45	
206 LIFE INSURANCE	\$ 22.00	\$ 22.00	\$ 22.00	\$ 66.00	
207 MEDICAL INSURANCE	\$ 2,618.98	\$ 2,618.98	\$ 2,618.98	\$ 7,856.94	
212 EMPLOYER MEDICARE	\$ 197.23	\$ 198.43	\$ 263.17	\$ 658.83	
320 DUES & MEMBERSHIP					
322 DRUG TESTING					
330 OPERATING LEASE PAYMENT					
336 R & M SERV.-EQUIPMENT					
349 PRINTING STATIONERY FORMS					
356 TUITION					
399 OTHER CONTRACTED SERVICES	\$ 364.92			\$ 364.92	
415 ELECTRICITY	\$ 2,605.82	\$ 2,375.50	\$ 2,534.04	\$ 7,515.36	
429 INSTRUCTIONAL MATERIALS					
443 ROAD SIGNS	\$ 21,934.05		\$ 5,337.50	\$ 27,271.55	
446 SMALL TOOLS	\$ 103.79			\$ 103.79	
451 UNIFORMS					
499 OTHER SUPPLIES & MATERIALS	\$ 87,346.28	\$ 16,310.98	\$ 47.73	\$ 103,704.99	

TOTAL 63600	\$ 132,251.38	\$ 38,680.06	\$ 33,227.12	\$ 204,158.56
--------------------	----------------------	---------------------	---------------------	----------------------

OTHER CHARGES - 65000

307 COMMUNICATIONS	\$ 670.96	\$ 697.16	\$ 749.61	\$ 2,117.73
333 LICENSES			\$	-
399 OTHER CONTRACTED SERVICES	\$ 13.90		\$ 13.90	\$ 27.80
415 ELECTRICITY	\$ 2,692.46	\$ 562.64	\$ 2,547.37	\$ 5,802.47
434 NATURAL GAS	\$ 248.30	\$ 150.11	\$ 60.24	\$ 458.65
454 WATER & SEWER	\$ 156.00	\$ 259.82	\$ 240.93	\$ 656.75
502 BLDG. & CONTENTS INSURANCE			\$	-
504 INDIRECT COSTS	\$ 248.02		\$ 812.71	\$ 1,060.73
506 LIABILITY INSURANCE				
508 PREM. CORPORATE SURETY BONDS				
510 TRUSTEES COMMISSION	\$ 3,633.48	\$ 3,891.00	\$ 3,679.95	\$ 11,204.43
513 WORKMANS COMP. INSURANCE				

TOTAL - 65000	\$ 7,663.12	\$ 5,560.73	\$ 8,104.71	\$ 21,328.56
----------------------	--------------------	--------------------	--------------------	---------------------

EMPLOYEE BENEFITS - 66000

207 HEALTH INSURANCE	\$ 1,934.72		\$ 1,934.72	\$ 3,869.44
210 UNEMPLOYMENT COMP.				

TOTAL 66000	\$ 1,934.72	\$ -	\$ 1,934.72	\$ 3,869.44
--------------------	--------------------	-------------	--------------------	--------------------

CAPITAL OUTLAY - 68000

321 ENGINEERING SERVICES	\$ 5,307.94			\$ 5,307.94
330 LEASE PURCHASES				
399 OTHER CONTRACTED SERVICES				
705 BRIDGE CONSTRUCTION				
706 BUILDING CONSTRUCTION				
707 BUILDING IMPROVEMENTS				
708 COMMUNICATION EQUIPMENT				
709 DATA PROCESSING EQUIPT.				
711 FURNITURE & FIXTURES		\$ 219.99		\$ 219.99
712 HEATING & AIR COND. EQUIPT.			\$ 229.00	\$ 229.00
713 HIGHWAY CONSTRUCTION	\$ 191.40			\$ 191.40
714 HIGHWAY EQUIPMENT	\$ 148,805.00			\$ 148,805.00
718 MOTOR VEHICLES				
719 OFFICE EQUIPMENT				
723 RIGHT OF WAY				
726 STATE AID PROJECTS				
790 OTHER EQUIPMENT	\$ 6,506.30			\$ 6,506.30

TOTAL 68000	\$ 160,810.64	\$ 219.99	\$ 229.00	\$ 161,259.63
--------------------	----------------------	------------------	------------------	----------------------

21100			\$	-
21410			\$	-
21200 ACCRUED PAYROLL			\$	-

TOTAL			\$	-
--------------	--	--	----	---

TRANSFERS OUT-99100

590 TRANS. TO OTHER FUNDS		\$ 132,671.00	\$ 275,000.00	\$ 407,671.00
---------------------------	--	---------------	---------------	---------------

TOTAL 99100		\$ 132,671.00	\$ 275,000.00	\$ 407,671.00
--------------------	--	----------------------	----------------------	----------------------

ACCRUALS

21310 INCOME TAX	\$ (21,521.39)	\$ (21,418.31)	\$ (25,640.91)	\$ (68,580.61)
21320 SOCIAL SECURITY	\$ (11,566.47)	\$ (11,376.42)	\$ (14,737.94)	\$ (37,680.83)

21325 MEDICARE	\$ (2,718.74)	\$ (2,675.99)	\$ (3,480.13)	\$ (8,874.86)
21341 HEALTH INSURANCE	\$ (8,830.44)	\$ (8,538.96)	\$ (8,611.52)	\$ (25,980.92)
21342 ACCIDENT INSURANCE				
21343 CANCER INSURANCE				
21344 LIFE INSURANCE				
21345 COLONIAL LIFE	\$ (2,121.06)	\$ (2,120.66)	\$ (2,120.66)	\$ (6,362.38)
21346 DENTAL	\$ (2,923.86)	\$ (2,802.26)	\$ (2,802.26)	\$ (8,528.38)
21347 VOLUNTEER LIFE	\$ (1,714.72)	\$ (1,686.52)	\$ (1,686.52)	\$ (5,087.76)
21348 USABLE DEP	\$ (320.20)	\$ (315.80)	\$ (316.90)	\$ (952.90)
21349-035 LEGAL SHIELD	\$ (77.70)	\$ (77.70)	\$ (77.70)	\$ (233.10)
21349-266 VISION	\$ (397.52)	\$ (495.34)	\$ (539.44)	\$ (1,432.30)
21351 PEBSCO				
21352 GREAT WEST	\$ (378.72)	\$ (410.54)	\$ (410.54)	\$ (1,199.80)
21352 PRINCIPAL	\$ (2,097.82)	\$ (2,138.66)	\$ (2,085.73)	\$ (6,322.21)
21353 GREAT WEST				
21353 PRINCIPAL	\$ (70.00)	\$ (70.00)	\$ (70.00)	\$ (210.00)
21360 GARNISHMENTS	\$ (1,763.45)	\$ (1,763.45)	\$ (1,947.95)	\$ (5,474.85)
21390 UNITED WAY	\$ (40.00)	\$ (40.00)	\$ (40.00)	\$ (120.00)
21390-096 CHRISTMAS CLUB	\$ (2,610.00)	\$ (2,510.00)	\$ (2,410.00)	\$ (7,530.00)
21390-268 UNIFORMS	\$ (326.96)	\$ (329.81)	\$ (320.00)	\$ (976.77)
21349-266 ON SITE MEDICAL	\$ (20.00)	\$	\$ (40.00)	\$ (60.00)
21349 CLARKSVILLE ATHLETIC CLUB	\$ (140.00)	\$ (140.00)	\$ (140.00)	\$ (420.00)
21349 TSAC-FSA	\$ (208.34)	\$ (208.34)	\$ (208.34)	\$ (625.02)
21349 YMCA	\$ (69.30)	\$ (69.30)	\$ (113.40)	\$ (252.00)
TOTAL ACCRUALS	\$ (59,916.69)	\$ (59,188.06)	\$ (67,799.94)	\$ (186,904.69)

PAID

21310 INCOME TAX	\$ 21,521.39	\$ 21,418.31	\$ 25,640.91	\$ 68,580.61
21320 SOCIAL SECURITY	\$ 11,566.47	\$ 11,376.42	\$ 14,737.94	\$ 37,680.83
21325 MEDICARE	\$ 2,718.74	\$ 2,675.99	\$ 3,480.13	\$ 8,874.86
21341 HEALTH INSURANCE	\$ 8,830.44	\$ 8,538.96	\$ 8,611.52	\$ 25,980.92
21342 ACCIDENT INSURANCE				
21343 CANCER INSURANCE				
21344 LIFE INSURANCE				
21345 COLONIAL LIFE	\$ 512.66	\$ 2,115.35	\$ 2,089.06	\$ 4,717.07
21346 DENTAL	\$ 2,944.24	\$ 2,923.86	\$ 2,802.26	\$ 8,670.36
21347 VOLUNTEER LIFE	\$ 1,722.88	\$ 1,615.72	\$ 1,714.72	\$ 5,053.32
21348 USABLE DEP	\$ 318.12	\$ 315.80	\$ 316.90	\$ 950.82
21349-035 LEGAL SHIELD	\$ 77.70	\$ 77.70	\$ 77.70	\$ 233.10
21349-246 VISION	\$ 395.97	\$ 397.52	\$ 374.72	\$ 1,168.21
21351 PEBSCO				
21352 GREAT WEST	\$ 378.72	\$ 410.54	\$ 410.54	\$ 1,199.80
21352 PRINCIPAL	\$ 2,097.82	\$ 2,138.66	\$ 2,085.73	\$ 6,322.21
21353 GREAT WEST				
21353 PRINCIPAL	\$ 70.00	\$ 70.00	\$ 70.00	\$ 210.00
21360 GARNISHMENTS	\$ 1,763.45	\$ 1,763.45	\$ 1,947.95	\$ 5,474.85
21390 UNITED WAY	\$ 40.00	\$ 40.00	\$ 40.00	\$ 120.00
21390-096 CHRISTMAS CLUB	\$ 765.67	\$ 1,400.00	\$	\$ 2,165.67
21390-268 UNIFORMS	\$ 460.09	\$ 323.90	\$ 311.58	\$ 1,095.57
21349-196 MED FLEX				
21391 ON SITE MEDICAL	\$ 20.00	\$	\$ 40.00	\$ 60.00
21349 CLARKSVILLE ATHLETIC CLUB	\$ 140.00	\$ 140.00	\$ 140.00	\$ 420.00
21349 TSAC-FSA	\$ 208.34	\$ 208.34	\$ 208.34	\$ 625.02
21349 YMCA	\$ 69.30	\$ 69.30	\$ 113.40	\$ 252.00
TOTAL PAID	\$ 56,622.00	\$ 58,019.82	\$ 65,213.40	\$ 179,855.22

TOTAL EXPENDITURES **\$726,214.31** **\$ 943,342.39** **\$ 825,936.56** **\$2,495,493.26**

BANK BALANCE AS OF JUNE 30TH, 2016

\$3,950,274.17

TO THE HONORABLE COURT OF MONTGOMERY COUNTY

CLARKSVILLE, TENNESSEE

I RESPECTFULLY SUBMIT THE FOLLOWING REPORT SHOWING THE RECEIPTS AND
DISBURSEMENTS OF THE ROAD DAMAGE FUND FOR THE QUARTER ENDING
30-Jun-16

BEGINNING BANK BALANCE \$94,615.00

DEPOSITS Apr-16

CHRIS BLACKWELL	\$750.00
JIMMY MILLER CONST.	\$550.00
KURT FINLEY	\$250.00
DAVIS STACK	\$500.00
BRUCE HENSLEY	\$500.00
REDA HOME BUILDERS	\$250.00
MARTY DARNELL	\$250.00
STEELE TRADEMARK HOMES	\$250.00
NORCO	\$250.00
CRABBE CONST.	\$500.00
BRM HOMES	\$250.00
RONNIE LEWIS	\$500.00
JAKE WELCH	\$250.00
NORCO	\$250.00
BIRCHWOOD CONST.	\$500.00
RICK REDA HOMES	\$250.00
RICK REDA HOMES	\$250.00
PROVIDENCE BUILDERS	\$1,030.00
CRABBE CONST.	\$250.00
MAYNARD CONST.	\$250.00
MAYNARD CONST.	\$250.00
MAYNARD CONST.	\$250.00
MAYNARD CONST.	\$250.00
MAYNARD CONST.	\$250.00
BRM HOMES	\$250.00
CHRIS BLACKWELL	\$1,500.00

TOTAL DEPOSITS APRIL \$10,580.00

DEPOSITS May-16

STEVEN DEVERS	\$250.00
GUS CROCKETT	\$550.00
CRABBE COMES	\$250.00
CHRIS WARREN HOMES	\$500.00
MARK PERRY	\$500.00
SMITH CUSTOM CONST.	\$500.00
DANIEL MOORE	\$250.00
DANIEL DALEY	\$250.00
STEELE TRAEMARK	\$500.00
PROVIDENCE BUILDERS	\$250.00
MRG HOMES	\$750.00
CRABBE CONST.	\$250.00
GRANT CONST.	\$500.00
CHRIS BLACKWELL	\$500.00
REDA HOME BUILDERS	\$250.00

TOTAL MAY DEPOSITS \$6,050.00

DEPOSITS Jun-16

MARCO HERNANDEZ	\$250.00
DUNCAN & DUNCAN	\$250.00
MID STATE INVESTMENTS	\$250.00
CHRIS BLACKWELL	\$1,265.00
MARTY DARNELL	\$250.00
CRABBE CONST.	\$250.00
RICHARD SMITH	\$250.00
ALLISON MEANS	\$1,500.00
JIM THOMAS CONSTRUCTION	\$1,000.00
CLARKSVILLE QUALITY HOMES	\$500.00
HAWKINS HOMES	\$250.00
R L ALVEREZ	\$250.00
HERALD & PHILLIPS	\$750.00
HALLIDAY BUILDERS	\$250.00
CRC HOMES	\$515.00
CHRIS BLACKWELL	\$1,750.00
PAUL KRUECKEBERG	\$500.00
WOODSON CONST.	\$500.00
BERT SINGLETARY	\$500.00
JOSEPH D SMITH	\$250.00
JERRY AKINS	\$250.00
DANELL WELCH	\$250.00
HAWKINS HOMES	\$1,500.00
GRANT CONSTRUCTION	\$250.00
CHRIS BLACKWELL	\$250.00
J T SPAIN	\$250.00
PAUL KRUECKEBERG	\$500.00
GEORGE GRAY	\$250.00
RICHARD SMITH	\$515.00

TOTAL JUNE DEPOSITS

\$15,295.00

REFUNDS Apr-16

REDA HOME BUILDERS	\$750.00
JAKE WELCH	\$750.00
PAUL CARTER	\$250.00
CHRIS BLACKWELL	\$3,000.00
ROBERT HAND	\$250.00
JIMMY MILLER	\$250.00
CHRIS BLACKWELL	\$500.00
STEELE TRADEMARK HOMES	\$500.00
RICKY REDA	\$1,015.00
MARTY DARNELL	\$500.00
BRIAN TRAYLOR	\$515.00
DAVIS STACK	\$500.00
JOHN REDMAN	\$250.00
HERALD & PHILLIPS	\$1,000.00
CHURCH CONST.	\$250.00
MAYNARD CONST.	\$1,500.00
McCALL CONTRACTING	\$250.00

TOTAL APRIL REFUNDS

\$12,030.00

REFUNDS May-15

BRM HOMES	\$250.00
BURKHART CONST.	\$250.00
DAVID J WRIGHT	\$250.00
QUALITY BUILDERS	\$500.00
RANDY ALBERT	\$500.00
CRABBE CONST.	\$2,250.00

McCALL CONTRACTING	\$250.00
ROBERT W. TOMLINSON	\$250.00
VICTOR MINOR	\$250.00
ERIC HUNEYCUTT	\$250.00
CRABBE CONST.	\$500.00

TOTAL MAY REFUNDS	\$5,500.00
-------------------	------------

REFUNDS	Jun-16	
PROVIDENCE BUILDERS		\$750.00
MRG HOMES		\$500.00
ERIC HUNEYCUTT		\$500.00
CHRIS BLACKWELL		\$1,750.00
DAVID J WRIGHT		\$250.00
BILL MACE		\$250.00
JIM THOMAS CONST.		\$1,000.00
CRABBE CONST.		\$1,000.00
MACK PHILLIPS		\$250.00
MARCO HERNANDEZ		\$250.00
REX HAWKINS		\$500.00
PAUL KRUECKEBERG		\$500.00
REDA HOME BUILDERS		\$2,000.00
TISH MANNING		\$250.00
ROBERT CHANEY		\$250.00
DEREK COMPERRY		\$250.00
CRABBE CONST.		\$1,000.00
JERRY G AKINS		\$500.00
CAMCOR HOMES		\$250.00
HALLIDAY BUILDERS		\$500.00
REDA HOME BUILDERS		\$500.00
PAUL KRUECKEBERG		\$500.00
JOHN S FRAZIER		\$250.00
GORDON WOODSON		\$500.00
JERRY G AKINS		\$250.00
TRAVIS CARDWELL		\$250.00

TOTAL JUNE REFUNDS	\$14,750.00
--------------------	-------------

ENDING BALANCE JUNE 2016	\$94,260.00
--------------------------	-------------

TO THE HONORABLE MEMBERS
OF THE BOARD OF COUNTY COMMISSIONERS
ASSEMBLED

THIS, THE SIXTH DAY OF SEPTEMBER, 2016

I RESPECTFULLY SUBMIT THE FOLLOWING REPORT SHOWING THE
WORK DONE IN FISCAL YEAR JULY 1, 2015 THRU JUNE 30, 2016.

GRADE & DRAINAGE – NEW CONSTRUCTION

July-Aug-Sept -- None this quarter.
Oct-Nov-Dec – None this quarter.
Jan-Feb-Mar -- None this quarter.
Apr-May-Jun -- None this quarter.

BRIDGES & CULVERTS

July-Sept	Bridge Repair Louise Creek Road Budds Creek Rd. Cooper Creek Rd
Oct-Dec	Poplar Springs Road Buds Creek Road Johnnie Road
Jan-Mar	None this quarter
Apr-Jun	None this quarter

CULVERTS INSTALLED:

July-Aug-Sept	Installed two hundred eighty-six (286) linear feet of metal culverts.
Oct- Nov-Dec	Installed four hundred seven (407) linear feet of metal culvert
Jan-Feb-Mar	Installed one hundred eighty-seven (187) linear feet of metal culvert
Apr-May-Jun	Installed four hundred thirty-three (433) linear feet of metal culvert

ROADS HOT MIXED:

July-Aug-Sept	Twelve and thirty-seven hundredths (12.37) miles of county roads were hot mixed.
Oct-Nov-Dec	Five and twenty-three hundredths (5.23) miles of county roads were hot mixed.
Jan- Feb-Mar	None this quarter
Apr-May-June	Five and eighty-seven hundredths (5.87) miles of county roads were hot mixed.

ROADS OILED & CHIPPED:

July-Aug -Sept	None this quarter
Oct-Nov-Dec	None this quarter
Jan- Feb-Mar	None this quarter
Apr- May-June	None thus quarter

TRAFFIC CONTROL:

July-Aug- Sept	Erected 94 Signs
Oct- Nov-Dec	Erected 89 Signs
Jan-Feb-Mar	Erected 196 Signs
Apr-May-Jun	Erected 170 Signs

ROADS STRIPED:

July-Aug- Sept	Thirty-seven and eighty-four hundredths (37.84) miles of county roads were striped. Two thousand one hundred eighty (2,180) gallons yellow, two thousand one hundred eighty (2,180) gallons white, 18,000 lbs. beads were used in striping the above roads.
Oct-Nov-Dec	Eleven and seventy-three hundredths (11.73) miles of county roads were striped; Six hundred sixty (660) gallons yellow paint, six hundred sixty gallons white paint and 4,200 lbs. beads were used in striping the above roads.

ROADS STRIPED(CONT)

Jan-Feb-Mar	None this quarter
Apr-May-Jun	Twenty-six and thirty-four hundredths (26.34) miles of county roads were striped. Nine hundred, sixty-five (965) gallons Yellow, nine hundred, sixty-five (965) gallons white and 14,580 lbs. beads were used in striping county roads.

ASPHALT PURCHASED:

Jul-Aug-Sept	Hot Mix	8,949.89	Tons
	Mcgregor Rd. SA-63027 (2) State Aid	2,568.57	Tons
	Palmyra Rd. SA-63039 (4) State Aid	4,174.02	Tons
	SS-1 State Aid	1579.693	Gal.
	RS-2	5334.120	Gal.
	SS-1	2491.145	Gal.
Oct-Nov- Dec	Hot Mix	6,762.92	Tons
	SS-1	2,547.816	Gal.
Jan-Feb-Mar	Asphalt Purchased	None this quarter	
	SS-1	None this quarter	
	RS-1	None this quarter	
Apr-May-Jun	Hot Mix McAsphalt	5,946.28	Tons
	Hot Mix McIntosh	5,101.94	Tons
	RS-2 Ergon	1,652.893	Gal
	RS-2 Ergon	1,761.511	Gal
	RS-2 Marathon	5,086	Gal
	SS-1	None this quarter	

CRUSHED STONE:

Jul-Aug-Sept	Two thousand two hundred thirty-two and eighty-eight hundredths (2,232.88) tons of crushed stone were hauled and placed on county road and projects.
Oct-Nov-Dec	Eight hundred sixty-six and sixty-eight hundredths (866.68) tons of crushed stone were hauled and placed on county roads and projects.
Jan- Feb-Mar	Five hundred thirteen and one hundredth (513.01) tons of crushed stone were hauled and placed on the county roads and projects.
April-May-June	One thousand, seven hundred, thirty and fourteen hundredths (1,730.14) tons of crushed stone were hauled and placed on the county roads.

GUARDRAILS:

July Aug Sept	None this Quarter		
Oct Nov Dec	Rawlings Rd.	1	26' sect. rail
		2	posts
		3	bolts
	N. Woodson Rd.	1	12' 6" sect. rail
		3	posts
		6	blocks
		1	end cap & decal
		3	nuts, bolts & washers
Jan Feb Mar	St Paul Rd.	2	25' sect. rail
		1	end post
		1	line post
	Rawlings Rd.	3	25' sect. rail
	Gholson Rd.	1	rubber block
		2	long 25' sect. rail
		1	line post
		1	end post
	Trough Springs Rd.	1	25' sect. rail
	Durham Rd.	2	Posts
April May June	Moore Hollow Rd.	3	end caps & decals


PROJECTS:

July-Aug-Sept	None this Quarter
Oct-Nov- Dec	Montgomery County Government Poured parking lot at South Guthrie Community Center Reimbursed \$27,000.00
Jan-Feb-Mar	Hauled, spread, & compacted 6" thickness of pug mix to Rotary Park parking lot Reimbursed \$8,000.00
April-May-June	Hauled 6 loads of crush n run to Civitan Park, 650 Bellamy Lane Reimbursed \$1,326.72 Hauled 7 loads of no. 57 washed stone to Civitan Park, 650 Bellamy Lane Reimbursed \$1,478.52

Crushed stone is placed, as needed on County Roads. Right of way maintenance and patching continues daily.

Respectfully submitted,

MONTGOMERY COUNTY HIGHWAY DEPARTMENT



Mike Frost,
Highway Supervisor

MF:ka

TO THE HONORABLE COURT OF MONTGOMERY COUNTY

CLARKSVILLE, TENNESSEE

I RESPECTFULLY SUBMIT THE FOLLOWING REPORT SHOWING THE RECEIPTS AND
DISBURSEMENTS OF THE GENERAL ROAD FUNDS FOR THE YEAR ENDING
JUNE 30TH, 2016

BEGINNING BANK BALANCE \$ 3,998,367.90

		1ST. QUAR	2ND QUAR	3RD QUAR	4TH QUAR	TOTAL
40110	CURRENT PROPERTY TAX		\$ 2,021,843.23	\$ 1,807,526.99	\$ 81,495.81	\$ 3,910,866.03
40110-	2 PUBLIC UTILITIES					\$ -
40120	TRUSTEE COL. PR. YEAR	\$ 36,169.52	\$ 25,256.01	\$ 48,653.93	\$ 2,036.33	\$ 112,115.79
40125	TRUSTEES BANKRUPT	\$ 512.31	\$ 1,770.33	\$ 1,621.73	\$ 804.00	\$ 4,708.37
40130	CIRCUIT/CHANCERY CT.COL			\$ 6,403.57	\$ 23,514.90	\$ 29,918.47
40140-	3 TRUSTEE-INT. & PENALTY	\$ 11,536.11	\$ 4,539.94	\$ 12,373.00	\$ 11,047.59	\$ 39,496.64
40140	4 CIR. CT.-INT. & PENALTY					
40150	PICKUP TAXES					
40270	BUSINESS TAX	\$ 6,021.23	\$ 10,875.05	\$ 16,622.74	\$ 80,835.22	\$ 114,354.24
40280	SERVANCE TAX		\$ 65,763.09	\$ 63,333.24	\$ 41,675.08	\$ 170,771.41
40320	BANK EXCISE TAX			\$ 14,783.72	\$ 1,054.74	\$ 15,838.46
44135	SALE OF GASOLINE	\$ 3,087.58	\$ 3,073.41	\$ 4,438.08	\$ 4,106.46	\$ 14,705.53
44170	MISCELLANEOUS	\$ 784.60	\$ 1,727.52	\$ 12,957.03	\$ 6,126.55	\$ 21,595.70
44145	SALE OF RECYCL MAT.					
44530	SALE OF EQUIPMENT					
46410	BRIDGE PROGRAM					\$ -
46420	STATE AID PROGRAM		\$ 358,488.05			\$ 358,488.05
46920	GASOLINE TAX	\$ 528,271.74	\$ 768,969.14	\$ 733,601.61	\$ 724,285.36	\$ 2,755,127.85
46930	GASOLINE INSPECTION FEE	\$ 20,724.08	\$ 31,086.12	\$ 31,086.12	\$ 31,086.23	\$ 113,982.55
46980	OTHER STATE GRANTS					\$ -
46990	OTHER STATE REVENUE					\$ -
47590	FEDERAL THRU STATE					
44990	OTHER LOCAL REVENUE					
49951	FLOOD RECOVERY					\$ -
49700	INSURANCE RECOVERY			\$ 454.99	\$ 3,803.30	\$ 4,258.29
47230	DISASTER RELIEF					\$ -
48120	PAVING AND MAINTENANCE		\$ 27,000.00			\$ 27,000.00
11410	ACCOUNTS RECEIVABLES	\$ 353,935.64				\$ 353,935.64
TOTAL REVENUE		\$ 961,042.81	\$ 3,320,391.89	\$ 2,753,856.75	\$ 1,011,871.57	\$ 8,047,163.02
TOTAL AVAILABILITY						\$ 12,045,530.92

EXPENDATURES: JULY, 2015 THRU JUNE, 2016

	1ST. QUAR.	2ND. QUAR.	3RD. QUAR.	4TH. QUAR.	TOTALS
GENERAL ADMINISTRATION - 61000					
101 COUNTY OFFICIAL	\$ 25,702.80	\$ 25,702.80	\$ 25,702.80	\$ 25,702.80	\$ 102,811.20
103 ASSISTANT	\$ 15,453.19	\$ 17,685.81	\$ 15,159.27	\$ 16,422.53	\$ 64,720.80
119 ACCOUNTANT/BOOKKEEPER	\$ 10,172.59	\$ 11,642.42	\$ 9,979.22	\$ 10,810.81	\$ 42,605.04
161 SECRETARY	\$ 8,372.02	\$ 9,581.60	\$ 8,212.80	\$ 8,897.20	\$ 35,063.62
162 PURCHASING CLERK	\$ 8,357.34	\$ 9,564.80	\$ 8,198.40	\$ 8,881.60	\$ 35,002.14
187 OVERTIME	\$ 75.21	\$ 371.46	\$ 700.32	\$ 351.99	\$ 1,498.98
191 COMMISSIONERS	\$ 900.00	\$ 900.00		\$ 1,800.00	\$ 3,600.00
201 SOCIAL SECURITY	\$ 4,069.72	\$ 4,437.11	\$ 4,006.92	\$ 4,266.98	\$ 16,780.73
204 STATE RETIREMENT	\$ 9,416.02	\$ 10,302.68	\$ 9,391.11	\$ 9,778.91	\$ 38,888.72
206 LIFE INSURANCE	\$ 66.00	\$ 74.80	\$ 57.20	\$ 66.00	\$ 264.00
207 MEDICAL INSURANCE	\$ 13,088.16	\$ 10,423.13	\$ 11,390.47	\$ 13,088.16	\$ 47,989.92
212 EMPLOYER MEDICARE	\$ 951.80	\$ 1,037.73	\$ 937.10	\$ 997.96	\$ 3,924.59
320 DUES & MEMBERSHIP	\$ 3,950.00	\$ 199.00		\$ 125.00	\$ 4,274.00
331 LEGAL SERVICES			\$ 4,200.00		\$ 4,200.00
336 R & M SERVICE EQUIPT.					\$ -
337 R & M SERV-OFFICE EQUIPMENT					\$ -
346 SMALL TOOLS					\$ -
347 PEST CONTROL					\$ -
348 POSTAL CHARGES					\$ -
349 PRINTING STAT. FORMS				\$ 317.02	\$ 317.02
351 RENTALS	\$ 808.90	\$ 1,392.00	\$ 559.62	\$ 559.62	\$ 3,320.14
355 TRAVEL					\$ -
356 TUITION					\$ -
361 PERMITS					\$ -
399 OTHER CONTRACTED SERV.	\$ 361.45	\$ 3,289.55	\$ 199.50	\$ 199.50	\$ 4,050.00
410 CUSTODIAN SUPPLIES					\$ -
411 DATA PROCESSING SUPPLIES					\$ -
413 DRUGS & MEDICAL SUPPLIES	\$ 438.65	\$ 623.47	\$ 451.53	\$ 413.87	\$ 1,927.52
414 DUPLICATING SUPPLIES					\$ -
422 FOOD SUPPLIES					\$ -
432 LIBRARY BOOKS					\$ -
435 OFFICE SUPPLIES	\$ 249.88	\$ 213.22	\$ 1,313.97	\$ 412.00	\$ 2,189.07
446 SMALL TOOLS					\$ -
499 OTHER SUPPLIES & MATERIALS	\$ 521.64	\$ 393.35	\$ 576.32	\$ 1,218.23	\$ 2,709.54
TOTAL 61000	\$ 102,955.37	\$ 107,834.93	\$ 101,036.55	\$ 104,310.18	\$ 416,137.03

HIGHWAY BRIDGE MAINTENANCE - 62000

141 FOREMEN	\$ 107,549.91	\$ 123,412.98	\$ 105,513.27	\$ 108,937.28	\$ 445,413.44
142 MECHANICS	\$ 26,246.47	\$ 28,906.10	\$ 23,646.01	\$ 27,877.20	\$ 106,675.78
144 EQUIPMENT OP. HEAVY	\$ 114,897.00	\$ 131,400.27	\$ 113,771.00	\$ 119,290.50	\$ 479,358.77
145 EQUIPMENT OP. LIGHT	\$ 43,988.73	\$ 50,467.30	\$ 43,425.60	\$ 47,179.40	\$ 185,061.03
147 TRUCK DRIVERS	\$ 110,663.82	\$ 130,639.85	\$ 106,620.74	\$ 104,441.30	\$ 452,365.71
149 LABORERS	\$ 24,627.21	\$ 28,088.34	\$ 24,225.63	\$ 26,244.46	\$ 103,185.64
168 PART TIME	\$ 15,612.79	\$ 16,571.04	\$ 9,811.92	\$ 7,428.56	\$ 49,424.31
187 OVERTIME	\$ 2,266.21	\$ 4,197.46	\$ 34,014.53	\$ 7,737.43	\$ 48,215.63
201 SOCIAL SECURITY	\$ 26,096.58	\$ 29,811.18	\$ 26,859.12	\$ 26,178.12	\$ 108,945.00
204 STATE RETIREMENT	\$ 58,310.04	\$ 67,175.09	\$ 60,454.10	\$ 58,806.28	\$ 244,745.51
206 LIFE INSURANCE	\$ 658.68	\$ 766.00	\$ 537.47	\$ 612.70	\$ 2,574.85
207 MEDICAL INSURANCE	\$ 113,881.74	\$ 94,011.37	\$ 93,162.31	\$ 104,558.16	\$ 405,613.58
212 EMPLOYER MEDICARE	\$ 6,103.33	\$ 7,052.30	\$ 6,343.48	\$ 6,185.98	\$ 25,685.09
322 DRUG TESTING					\$ -
340 MEDICAL & DENTAL SERV.					\$ -
351 RENTALS			\$ 355.50		\$ 355.50
356 TUITION					\$ -
399 OTHER CONTRACTED SERVICES	\$ 525.00	\$ 1,054.00	\$ 637.25	\$ 4,752.00	\$ 6,968.25
404 ASPHALT HOT MIX	\$ 399,734.10	\$ 171,981.86	\$ 2,507.73	\$ 614,692.53	\$ 1,188,916.22
405 ASPHALT LIQUID	\$ 8,008.27		\$ 25,425.12	\$ 18,479.95	\$ 51,913.34
408 CONCRETE	\$ 2,484.52		\$ 562.00	\$ 876.33	\$ 3,922.85
409 CRUSHED STONE	\$ 3,436.16	\$ 4,702.59	\$ 6,398.01	\$ 16,062.32	\$ 30,599.08
419 EXPLOSIVES & DRILLING SUPPLIES					\$ -
420 FERTILIZER, LIME, CHEM., SEED	\$ 1,033.50			\$ 1,500.00	\$ 2,533.50
440 PIPE-METAL	\$ 4,067.00	\$ 2,443.40	\$ 2,274.96	\$ 5,057.71	\$ 13,843.07
444 SALT		\$ 203,818.94	\$ 135,924.49		\$ 340,743.43
445 SAND					\$ -
446 SMALL TOOLS		\$ 1,164.00			\$ 1,164.00
447 STRUCTURAL STEEL			\$ 2,570.00		\$ 2,570.00
455 WOOD PRODUCTS					\$ -
499 OTHER SUPPLIES & MATERIALS	\$ 677.20	\$ 896.13	\$ 66.47	\$ 911.33	\$ 2,551.13
TOTAL 62000	\$ 1,070,868.26	\$ 1,098,560.20	\$ 826,106.71	\$ 1,307,809.54	\$ 4,303,344.71

OPERATION/MAINTENANCE OF EQUIPT. - 63100

141 FOREMEN	\$ 11,279.37	\$ 13,195.02	\$ 11,579.30	\$ 17,912.95	\$ 53,966.64
142 MECHANICS	\$ 41,277.40	\$ 52,942.43	\$ 42,251.95	\$ 45,827.21	\$ 182,298.99
147 TRUCK DRIVERS	\$ 7,144.02	\$ 8,343.46	\$ 6,096.62	\$ 7,649.80	\$ 29,233.90
162 CLERICAL	\$ 7,828.86	\$ 8,960.00	\$ 7,680.00	\$ 8,320.00	\$ 32,788.86
187 OVERTIME	\$ 64.00	\$ 263.22	\$ 6,185.74	\$ 1,141.43	\$ 7,654.39
201 SOCIAL SECURITY	\$ 3,876.42	\$ 4,806.03	\$ 4,294.53	\$ 4,413.19	\$ 17,390.17
204 STATE RETIREMENT	\$ 9,128.11	\$ 11,567.86	\$ 10,096.29	\$ 10,506.01	\$ 41,298.27

206 LIFE INSURANCE	\$ 96.38	\$ 121.15	\$ 77.98	\$ 101.20	\$ 396.71
207 MEDICAL INSURANCE	\$ 20,198.16	\$ 18,576.16	\$ 16,252.80	\$ 21,447.14	\$ 76,474.26
212 EMPLOYER MEDICARE	\$ 906.56	\$ 1,123.95	\$ 1,004.33	\$ 1,032.09	\$ 4,066.93
322 EVALUATION & TESTING					
330 OPERATING LEASE PAYMENTS			\$ 880.00		\$ 880.00
335 R & M SERV.-BLDG.					\$ -
336 R & M SERV.-EQUIPMENT	\$ 2,311.17	\$ 2,362.73	\$ 5,992.01	\$ 2,200.15	\$ 12,866.06
338 R & M SERV.-VEHICLES	\$ 1,234.79	\$ 7,541.09	\$ 9,562.23	\$ 5,916.26	\$ 24,254.37
351 RENTALS					
399 OTHER CONTRACTED SERVICES	\$ 818.50	\$ 703.75	\$ 212.95	\$ 1,329.00	\$ 3,064.20
410 CUSTODIAN SUPPLIES					
411 DATA PROCESSING SUPPLIES					
412 DIESEL	\$ 23,772.87	\$ 24,713.23	\$ 16,494.19	\$ 22,667.86	\$ 87,648.15
418 EQUIPMENT & MACHINERY PARTS	\$ 36,396.25	\$ 84,811.59	\$ 54,150.64	\$ 43,405.76	\$ 218,764.44
422 FOOD SUPPLIES					
OPERATION/MAINTENANCE OF EQUIPT. - 63100					
424 GARAGE SUPPLIES	\$ 722.37	\$ 315.62	\$ 65.01	\$ 1,373.15	\$ 2,476.15
425 GASOLINE	\$ 27,448.59	\$ 12,725.72	\$ 9,366.72	\$ 28,001.17	\$ 77,542.20
427 ICE					\$ -
433 LUBRICANTS	\$ 8,093.49	\$ 4,544.47	\$ 3,867.54	\$ 3,885.48	\$ 20,390.98
435 OFFICE SUPPLIES					\$ -
446 SMALL TOOLS	\$ 2,845.23	\$ 2,083.45	\$ 2,082.65	\$ 3,240.22	\$ 10,251.55
450 TIRES & TUBES	\$ 12,403.46	\$ 10,973.58	\$ 8,672.94	\$ 19,873.97	\$ 51,923.95
453 VEHICLE PARTS	\$ 19,839.37	\$ 20,139.82	\$ 17,111.52	\$ 35,084.23	\$ 92,174.94
499 OTHER SUPPLIES & MATERIALS	\$ 4,918.79	\$ 11,141.52	\$ 5,930.30	\$ 6,807.55	\$ 28,798.16
TOTAL 63100	\$ 242,604.16	\$ 301,955.85	\$ 239,908.44	\$ 292,135.82	\$ 1,076,604.27
TRAFFIC CONTROL - 63600					
141 FOREMEN	\$ 13,176.36	\$ 15,080.02	\$ 12,925.74	\$ 14,002.88	\$ 55,185.00
144 HVY. EQUIPT. OPERATORS	\$ 16,416.31	\$ 18,788.01	\$ 16,104.01	\$ 17,446.00	\$ 68,754.33
149 TRAFFIC CONTROL OPERATORS	\$ 13,908.66	\$ 15,993.62	\$ 13,708.81	\$ 14,851.23	\$ 58,462.32
187 OVERTIME	\$ 39.21	\$ 191.26	\$ 2,972.02	\$ 1,058.68	\$ 4,261.17
201 SOCIAL SECURITY	\$ 2,596.49	\$ 2,990.98	\$ 2,735.68	\$ 2,816.94	\$ 11,140.09
204 STATE RETIREMENT	\$ 6,017.31	\$ 6,917.32	\$ 6,317.18	\$ 6,440.45	\$ 25,692.26
206 LIFE INSURANCE	\$ 66.00	\$ 77.00	\$ 55.00	\$ 66.00	\$ 264.00
207 MEDICAL INSURANCE	\$ 7,856.94	\$ 6,547.45	\$ 6,547.45	\$ 7,856.94	\$ 28,808.78
212 EMPLOYER MEDICARE	\$ 607.26	\$ 699.53	\$ 639.80	\$ 658.83	\$ 2,605.42
320 DUES & MEMBERSHIP					\$ -
322 DRUG TESTING					\$ -
330 OPERATING LEASE PAYMENT	\$ 395.00				\$ 395.00
335 R & M SERV.-EQUIPMENT					\$ -
349 PRINTING STATIONERY FORMS					\$ -
356 TUITION					\$ -
399 OTHER CONTRACTED SERVICES	\$ 5,071.92	\$ 9,220.00	\$ 17,690.00	\$ 364.92	\$ 32,346.84
415 ELECTRICITY		\$ 7,800.75	\$ 7,561.40	\$ 7,515.36	\$ 22,877.51
418 EQUIPMENT AND MACHINERY PARTS					
429 INSTRUCTIONAL MATERIALS					
443 ROAD SIGNS	\$ 4,106.00	\$ 7,843.75	\$ 1,841.55	\$ 27,271.55	\$ 41,062.85
446 SMALL TOOLS	\$ 109.43	\$ 151.70	\$ 73.10	\$ 103.79	\$ 438.02
451 UNIFORMS			\$ 3,250.00		\$ 3,250.00
499 OTHER SUPPLIES & MATERIALS	\$ 1,229.37	\$ 3,025.82	\$ 1,330.55	\$ 103,704.99	\$ 109,290.73
TOTAL 63600	\$ 71,596.26	\$ 95,327.21	\$ 93,752.29	\$ 204,158.56	\$ 464,834.32
OTHER CHARGES - 65000					
307 COMMUNICATIONS	\$ 971.41	\$ 2,421.20	\$ 2,135.56	\$ 2,117.73	\$ 7,645.90
333 LICENSES		\$ 272.50	\$ 409.36		\$ 681.86
399 OTHER CONTRACTED SERVICES	\$ 13.90	\$ 27.80	\$ 103.90	\$ 27.80	\$ 173.40
415 ELECTRICITY	\$ 3,683.74	\$ 5,509.72	\$ 6,884.59	\$ 5,802.47	\$ 21,880.52
434 NATURAL GAS	\$ 51.96	\$ 326.50	\$ 1,763.27	\$ 458.65	\$ 2,600.38
454 WATER & SEWER	\$ 983.57	\$ 958.07	\$ 499.53	\$ 656.75	\$ 3,097.92
502 BLDG. & CONTENTS INSURANCE	\$ 220,851.26				\$ 220,851.26
504 INDIRECT COSTS	\$ 2,692.98	\$ 7,019.23	\$ 1,229.79	\$ 1,060.73	\$ 12,002.73
506 LIABILITY INSURANCE					\$ -
508 PREM. CORPORATE SURETY BONDS		\$ 138.00			\$ 138.00
510 TRUSTEES COMMISSION	\$ 10,188.96	\$ 49,877.70	\$ 46,280.64	\$ 11,204.43	\$ 117,551.73
513 WORKMANS COMP. INSURANCE					\$ -
515 LIABILITY CLAIMS					\$ -
TOTAL - 65000	\$ 239,437.78	\$ 66,550.72	\$ 59,306.64	\$ 21,328.56	\$ 386,623.70
EMPLOYEE BENEFITS - 66000					
207 HEALTH INSURANCE	\$ 4,012.39	\$ 5,901.98	\$ 1,934.72	\$ 3,869.44	\$ 15,718.53
210 UNEMPLOYMENT COMPENSATION					\$ -
212 EMPLOYER MEDICARE					\$ -
TOTAL 66000	\$ 4,012.39	\$ 5,901.98	\$ 1,934.72	\$ 3,869.44	\$ 15,718.53
CAPITAL OUTLAY - 68000					
321 ENGINEERING SERVICES		\$ 18,500.00	\$ 9,000.00	\$ 5,307.94	\$ 32,807.94

330 LEASE PURCHASES						\$ -
399 OTHER CONTRACTED SERVICES						\$ -
705 BRIDGE CONSTRUCTION	\$ 3,476.00					\$ 3,476.00
706 BUILDING CONSTRUCTION						\$ -
707 BUILDING IMPROVEMENTS	\$ 1,711.50					\$ 1,711.50
708 COMMUNICATION EQUIPMENT		\$ 42,565.20				\$ 42,565.20
709 DATA PROCESSING EQUIPT.	\$ 694.62	\$ 395.00				\$ 1,089.62
711 FURNITURE & FIXTURES	\$ 328.19		\$ 1,577.88	\$ 219.99		\$ 2,126.06
712 HEATING & AIR COND. EQUIPT.				\$ 229.00		\$ 229.00
713 HIGHWAY CONSTRUCTION	\$ 2,238.02		\$ 500.00	\$ 191.40		\$ 2,929.42
714 HIGHWAY EQUIPMENT		\$ 44,435.30		\$ 148,805.00		\$ 193,240.30
718 MOTOR VEHICLES		\$ 72,545.00				\$ 72,545.00
719 OFFICE EQUIPMENT						\$ -
723 RIGHT OF WAY						\$ -
726 STATE AID PROJECTS	\$ 222,528.03	\$ 265,286.50				\$ 487,814.53
728 TRAFFIC CONTROL EQUIPMENT						\$ -
790 OTHER EQUIPMENT	\$ 5,382.06	\$ 10,723.96	\$ 11,588.27	\$ 6,506.30		\$ 34,200.59
TOTAL 68000	\$ 236,358.42	\$ 454,450.96	\$ 22,666.15	\$ 161,259.63		\$ 874,735.16
82220/604						\$ -
21100 ACCOUNTS PAYABLE	\$ 152,190.86					\$ 152,190.86
21200 ACCURED PAYROLL						\$ -
21410 CONTRACTS PAYABLE						\$ -
21810 REVENUE ANTICIPATION						\$ -
39000 UNDESIGNATED FUND BALANCE						\$ -
82220 HIGHWAY AND STREETS						\$ -
TOTAL 82220/604	\$ 152,190.86	\$ -				\$ 152,190.86
TRANSFERS OUT-99100						
590 TRANS. TO OTHER FUNDS				\$ 407,671.00		\$ 407,671.00
ACCRUALS						
21310 INCOME TAX	\$ (75,842.83)	\$ (77,272.84)	\$ (72,904.30)	\$ (68,580.61)		\$ (294,600.58)
21320 SOCIAL SECURITY	\$ (41,648.70)	\$ (42,045.30)	\$ (37,896.25)	\$ (37,680.83)		\$ (159,271.08)
21325 MEDICARE	\$ (9,740.53)	\$ (9,913.51)	\$ (8,924.71)	\$ (8,874.86)		\$ (37,453.61)
21341 HEALTH INSURANCE	\$ (27,802.88)	\$ (23,205.98)	\$ (22,731.06)	\$ (25,980.92)		\$ (99,720.84)
21342 ACCIDENT INSURANCE						\$ -
21343 CANCER INSURANCE						\$ -
21344 LIFE INSURANCE						\$ -
21345 COLONIAL LIFE	\$ (6,833.18)	\$ (8,216.79)	\$ (6,081.04)	\$ (6,362.38)		\$ (27,493.39)
21346 DENTAL	\$ (8,760.12)	\$ (10,539.06)	\$ (7,553.90)	\$ (8,528.38)		\$ (35,381.46)
21347 VOLUNTEER LIFE	\$ (4,824.76)	\$ (5,492.11)	\$ (5,250.12)	\$ (5,087.76)		\$ (20,654.75)
21348 USABLE DEP.	\$ (115.50)	\$ (135.00)	\$ (516.45)	\$ (952.90)		\$ (1,719.85)
21349-035 LEGAL SHIELD	\$ (310.80)	\$ (349.65)	\$ (194.25)	\$ (233.10)		\$ (1,087.80)
21349-246 VISION	\$ (1,301.90)	\$ (1,543.40)	\$ (1,245.27)	\$ (1,432.30)		\$ (5,522.87)
21351 PEBSCO						\$ -
21352 GREAT WEST	\$ (1,249.46)	\$ (1,300.80)	\$ (1,136.16)	\$ (1,199.80)		\$ (4,886.22)
21352 PRINCIPAL	\$ (7,144.91)	\$ (7,040.34)	\$ (6,346.24)	\$ (6,322.21)		\$ (26,853.70)
21353 GREAT WEST						\$ -
21353 PRINCIPAL	\$ (245.00)	\$ (245.00)	\$ (210.00)	\$ (210.00)		\$ (910.00)
21360 GARNISHMENT	\$ (11,026.06)	\$ (13,163.13)	\$ (9,724.86)	\$ (5,474.85)		\$ (39,388.90)
21390 UNITED WAY	\$ (140.00)	\$ (130.76)	\$ (120.00)	\$ (120.00)		\$ (510.76)
21390-096 CHRISTMAS CLUB	\$ (9,495.00)	\$ (9,880.00)	\$ (8,170.00)	\$ (7,530.00)		\$ (35,075.00)
21390-268 UNIFORMS	\$ (1,264.20)	\$ (1,308.52)	\$ (1,061.02)	\$ (976.77)		\$ (4,610.51)
21349-196 MED FLEX						\$ -
21391 ON SITE MEDICAL				\$ (60.00)		\$ (60.00)
21349 CLARKSVILLE ATHLETIC CLUB	\$ (240.00)	\$ (280.00)	\$ (200.00)	\$ (420.00)		\$ (1,140.00)
21349 TSAC-FSA	\$ (750.00)	\$ (854.17)	\$ (520.85)	\$ (625.02)		\$ (2,750.04)
21349 YMCA 1-PLUS			\$ (173.25)	\$ (252.00)		\$ (425.25)
TOTAL ACCRUALS	\$ (208,735.83)	\$ (212,916.36)	\$ (190,959.73)	\$ (186,904.69)		\$ (799,516.61)
PAID						
21310 INCOME TAX	\$ 75,842.83	\$ 77,272.84	\$ 72,904.30	\$ 68,580.61		\$ 294,600.58
21320 SOCIAL SECURITY	\$ 41,648.70	\$ 42,045.30	\$ 37,896.25	\$ 37,680.83		\$ 159,271.08
21325 MEDICARE	\$ 9,740.53	\$ 9,913.51	\$ 8,924.71	\$ 8,874.86		\$ 37,453.61
21341 HEALTH INSURANCE	\$ 27,802.88	\$ 23,205.98	\$ 22,731.06	\$ 25,980.92		\$ 99,720.84
21342 ACCIDENT INSURANCE						\$ -
21343 CANCER INSURANCE						\$ -
21344 LIFE INSURANCE						\$ -
21345 COLONIAL LIFE	\$ 6,833.18	\$ 8,216.79	\$ 2,793.00	\$ 4,717.07		\$ 22,560.04
21346 DENTAL	\$ 8,760.12	\$ 10,539.06	\$ 9,028.96	\$ 8,670.36		\$ 36,998.50
21347 VOLUNTEER LIFE	\$ 4,824.76	\$ 5,492.11	\$ 5,649.54	\$ 5,053.32		\$ 21,019.73
21348 USABLE DEP.	\$ 115.50	\$ 135.00	\$ 1,309.71	\$ 950.82		\$ 2,511.03
21349-035 LEGAL SHIELD	\$ 310.80	\$ 349.65	\$ 194.25	\$ 233.10		\$ 1,087.80
21349-246 VISION	\$ 1,301.90	\$ 1,543.40	\$ 1,721.24	\$ 1,168.21		\$ 5,734.75
21351 PEBSCO						\$ -
21352 GREAT WEST	\$ 1,249.46	\$ 1,300.80	\$ 1,136.16	\$ 1,199.80		\$ 4,886.22
21352 PRINCIPAL	\$ 7,144.91	\$ 7,040.34	\$ 6,346.24	\$ 6,322.21		\$ 26,853.70
21353 GREAT WEST						\$ -
21353 PRINCIPAL	\$ 245.00	\$ 245.00	\$ 210.00	\$ 210.00		\$ 910.00
21360 GARNISHMENTS	\$ 11,026.06	\$ 13,163.13	\$ 9,724.86	\$ 5,474.85		\$ 39,388.90
21390 UNITED WAY	\$ 140.00	\$ 130.76	\$ 120.00	\$ 120.00		\$ 510.76
21390-096 CHRISTMAS CLUB		\$ 33,129.41		\$ 2,165.67		\$ 35,295.08
21390-268 UNIFORMS	\$ 1,200.11	\$ 1,222.04	\$ 1,142.34	\$ 1,095.57		\$ 4,660.06

21349-196 MEDFLEX						\$	-
21349 CLARKSVILLE ATHLETIC CLUB	\$	240.00	\$	280.00	\$	200.00	\$ 420.00 \$ 1,140.00
21391 ON SITE MEDICAL					\$	60.00	\$ 60.00
21349 TSAC-FSA	\$	750.00	\$	854.17	\$	520.85	\$ 625.02 \$ 2,750.04
21349 YMCA 1-PLUS				\$	173.25	\$	252.00 \$ 425.25
TOTAL PAID	\$	199,176.74	\$	236,079.29	\$	182,726.72	\$ 179,855.22 \$ 797,837.97
TOTAL EXPENDITURES	\$	2,110,464.41	\$	2,153,744.78	\$	1,336,478.49	\$ 2,495,493.26 \$ 8,096,180.94

BANK BALANCE AS OF JUNE 30TH, 2016

3,950,274.17

Respectfully submitted,

MONTGOMERY COUNTY HIGHWAY DEPARTMENT



Mike Flost
Highway Supervisor

MF;ka

TO THE HONORABLE COURT OF MONTGOMERY COUNTY

CLARKSVILLE, TENNESSEE

RESPECTFULLY SUBMIT THE FOLLOWING REPORT SHOWING THE RECEIPTS AND
DISPURSEMENTS OF THE ROAD DAMAGE FUND FOR THE YEAR ENDING
30-Jun-16

BEGINNING BANK BALANCE \$87,820.00

DEPOSITS	Jul-15	
	BRIAN TAYLOR	\$515.00
	JIM THOMAS CONST.	\$250.00
	DUNCAN & DUNCAN CONST.	\$250.00
	BRIAN PROCTOR	\$250.00
	PAUL KRUECKEBERG	\$500.00
	NORCO	\$500.00
	CHRIS BLACKWELL	\$500.00
	LAKE WILLIAMS CONST.	\$500.00
	MARTY DARNELL	\$250.00
	STEPHEN BAILEY	\$250.00
	REDA HOME BUILDERS	\$250.00
	DON DUNCAN	\$250.00
	CHRIS BLACKWELL	\$500.00
	LARRY McINTOSH	\$500.00
	MIKE ATKINS	\$500.00
	CHRIS BLACKWELL	\$250.00
	CHAD CHOATE	\$500.00
	JAKE WELCH	\$750.00
	MAYNARD CONST.	\$750.00
	JIM THOMAS CONST.	\$250.00
	HALLIDAY BUILDERS	\$250.00
	HAWKINS HOMES	\$515.00

DEPOSITS	Aug-15	
	REDA HOME BUILDERS	\$250.00
	BILL MACE	\$250.00
	ERIC BLACKWELL	\$250.00
	CHRIS BLACKWELL	\$1,000.00
	CRABBE CONST.	\$250.00
	McCALL CONTRACTING	\$250.00
	MARTY DARNELL	\$500.00
	PAUL CARTER	\$250.00
	REDA HOME BUILDERS	\$750.00
	RANDY ALBERT	\$500.00
	PRECISION CONST.	\$250.00
	ROSS CREEK BUILDERS	\$250.00
	DOUG NAIL	\$250.00
	CHRIS BLACKWELL	\$1,250.00
	REDA HOME BUILDERS	\$500.00
	JAMIE P MILAM	\$500.00
	HAWKINS HOMES	\$250.00
	CHRIS TRAVIS	\$250.00
	PAUL KRUECKEBERG	\$250.00
	VICTOR MINER	\$250.00
	TISH MANNING	\$250.00
	TRAVIS CARDWELL	\$250.00

DEPOSITS	Sep-15	
	BYRD CONSTRUCTION	\$250.00
	CHRIS BLACKWELL	\$500.00
	BRANDI JACKSON	\$250.00
	CRABBE CONST.	\$500.00

BERT SINGLETARY	\$250.00
CHRIS BLACKWELL	\$1,250.00
BIRCHWOOD CONST.	\$500.00
PELHAM CONST.	\$250.00
DUNCAN & DUNCAN	\$250.00
REX HAWKINS	\$250.00
ROSS CREEK BUILDERS	\$500.00
MARGARET TOTIN	\$500.00
HERALD & PHILLIPS	\$750.00
CHRIS BLACKWELL	\$250.00
REDA HOME BUILDERS	\$500.00
PROVIDENCE BUILDERS	\$250.00
MARTY DARNELL	\$250.00
CHRIS BLACKWELL	\$500.00
JIM THOMAS	\$750.00
BRICE SMITH	\$515.00
CRABBE CONST.	\$250.00
REDA HOME BUILDERS	\$250.00
CHRIS BLACKWELL	\$1,000.00

DEPOSITS OCTOBER 2015

MAYNARD CONSTRUCTION	\$1,500.00
BILL MACE	\$750.00
BELL & ASSOCIATES	\$250.00
PRECISION BUILDERS	\$250.00
HOWARD CAPPS	\$250.00
THE HALLIDAY COMPANY	\$500.00
ROBERT TOMLINSON	\$250.00
JOHN CRABBE	\$250.00
CHRIS BLACKWELL	\$750.00
JOHN FRAZIER	\$250.00
MARCO HERNANDEZ	\$250.00
REDA HOME BUILDERS	\$250.00
TODD PHILLIPS CONST.	\$250.00
STEELE TRADEMARK	\$500.00
QUALITY BUILDERS	\$500.00
BEN W. RUTHERFORD	\$250.00
PROVIDENCE BUILDERS	\$515.00

DEPOSITS Nov-15

CHRIS BLACKWELL CONST.	\$1,250.00
BRM HOMES	\$250.00
MARK PHILLIPS CONST.	\$250.00
JERRY AKINS	\$500.00
THE HALLIDAY COMPANY	\$1,500.00
VISION CONSTRUCTION	(\$250.00)
CHRIS BLACKWELL CONST.	\$250.00
PROVIDENCE BUILDERS	\$500.00
R. L. ALVEREZ	\$250.00
CAMCOR HOMES	\$250.00
BIRCHWOOD CONST.	\$500.00
JIM THOMAS CONST.	\$250.00
MELISSA BARGER	\$500.00
ERIC BLACKWELL	\$250.00
DAVID J. WRIGHT	\$250.00
OLE SOUTH PROPERTIES	\$1,250.00
PAUL KRUECKEBERG	\$250.00
CHRIS BLACKWELL CONST.	\$750.00
McCALL CONTRACTING	\$250.00
CHRIS BLACKWELL CONST.	\$250.00
CLARKSVILLE HOMES	\$515.00

DEPOSITS Dec-15

JERRY AKINS	\$250.00
CRABBE CONST.	\$500.00
McCALL CONTRACTING	\$250.00

CHRIS BLACKWELL	\$500.00
GERALD HODGES	\$250.00
DAVID J. WRIGHT	\$250.00
HAWKINS HOMES	\$250.00
CRABBE CONST.	\$250.00
McCALL CONTRACTING	\$250.00
ADAM ASHCRAFT	\$500.00
BURKHART CONST.	\$500.00
MRG HOMES	\$250.00
CHRIS BLACKWELL	\$1,500.00
REDA HOME BUILDERS	\$250.00
DEBORAH EVANS	\$250.00
OLD SOUTH PROPERTIES	\$1,250.00

DEPOSITS Jan-16

CHRIS BLACKWELL	\$250.00
ERIC HUNEYCUTT	\$250.00
DAVID J WRIGHT	\$250.00
REDA HOME BUILDERS	\$550.00
PAUL KRUECKEBERG	\$750.00
CHRIS WARREN	\$250.00
TODD AVERITT	\$1,000.00
JOHN BESS	\$250.00
DUNCAN & DUNCAN	\$250.00
REDA HOME BUILDERS	\$515.00
HALLIDAY BUILDERS	\$500.00
DUNCAN & DUNCAN	\$250.00
REDA HOME BUILDERS	\$2,000.00
BIRCHWOOD CONST	\$1,000.00
CLARKSVILLE QUALITY HOMES	\$500.00
MRG HOMES	\$500.00
GENE BAGGETT CONST.	\$500.00
ROBERT L KOLBE	\$250.00
ROBERT KOLBE	\$250.00
REDA HOME BUILDERS	\$500.00
REDA HOME BUILDERS	\$250.00
RR HAMILTON	\$250.00
RR HAMILTON	\$250.00
REDA HOME BUILDERS	\$500.00
CHRIS BLACKWELL	\$1,500.00

DEPOSITS Feb-16

JIM THOMAS CONST.	\$750.00
CAMCOR HOMES	\$250.00
STEELE TRADMARK	\$250.00
PAUL KRUECKEBERG	\$250.00
WEST END CONST.	\$250.00
BERT SINGLETARY	\$1,000.00
CHRIS BLACKWELL	\$500.00
CRABBE HOMES	\$250.00
DAVID WRIGHT	\$250.00
JASON HOLT	\$500.00
ERIC HUNEYCUTT	\$1,000.00
JOE MAYNARD	\$250.00
PELHAM CONST.	\$250.00
CLARKSVILLE QUALITY HOMES	\$250.00
BIRCHWOOD CONST.	\$250.00
JOHN FRAZIER	\$250.00
NORCO	\$750.00
RODD A DAWSON	\$515.00
KENTUCKY DREAM HOMES	\$250.00
REDA HOME BUILDERS	\$250.00
HALLIDAY BUILDERS	\$500.00
NASON HOMES	\$500.00

DEPOSITS	Mar-16	
	BILL MACE HOMES	\$250.00
	CHRIS BLACKWELL	\$2,000.00
	WADE KING	\$250.00
	REED BALDWIN	\$250.00
	BIRCHWOOD CONSTRUCTION	\$500.00
	CRABBE CONST.	\$250.00
	MID STATE INVESTMENTS	\$250.00
	OLE SOUTH PROPERTIES	\$250.00
	CHRIS BLACKWELL	\$250.00
	CHRIS BLACKWELL	\$250.00
	REDA HOME BUILDERS	\$1,000.00
	JAKE WELCH	\$250.00
	GEORGE GRAY	\$250.00
	JAMIE P MILAM	\$750.00
	RICHARD A. SMITH	\$250.00
	CRC HOMES	\$1,030.00
	KEVIN LUCAS	\$250.00
	BILL MACE HOMES	\$515.00
	HERB PAUGH	\$250.00
	PROVIDENCE BUILDERS	\$250.00
	GUS CROCKETT	\$250.00
	MRG HOMES	\$500.00
	MARSHALL BITER	\$250.00
	REDA HOME BUILDERS	\$250.00
	TIMOTHY SMITH	\$500.00
	CHRIS BLACKWELL	\$500.00
	BURKHART CONST	\$500.00
	JOHNSON CONST.	\$250.00
	MACK PHILLIPS CONST.	\$250.00
	ADAM S. BLICK	\$250.00

DEPOSITS	Apr-16	
	CHRIS BLACKWELL	\$750.00
	JIMMY MILLER CONST	\$550.00
	KURT FINLEY	\$250.00
	DAVIS STACK	\$500.00
	BRUCE HENSLEY	\$500.00
	REDA HOME BUILDERS	\$250.00
	MARTY DARNELL	\$250.00
	STEELE TRADEMARK HOMES	\$250.00
	NORCO	\$250.00
	CRABBE CONST.	\$500.00
	BRM HOMES	\$250.00
	RONNIE LEWIS	\$500.00
	JAKE WELCH	\$250.00
	NORCO	\$250.00
	BIRCHWOOD CONST.	\$500.00
	RICK REDA HOMES	\$250.00
	RICK REDA HOMES	\$250.00
	PROVIDENCE BUILDERS	\$1,030.00
	CRABBE CONST.	\$250.00
	MAYNARD CONST.	\$250.00
	MAYNARD CONST.	\$250.00
	MAYNARD CONST.	\$250.00
	MAYNARD CONST.	\$250.00
	MAYNARD CONST.	\$250.00
	BRM HOMES	\$250.00
	CHRIS BLACKWELL	\$1,500.00

DEPOSITS	May-16	
	STEVEN DEVERS	\$250.00
	GUS CROCKETT	\$550.00
	CRABBE CONST.	\$250.00
	CHRIS WARREN HOMES	\$500.00
	MARK PERRY	\$500.00
	SMITH CUSTOM CONST.	\$500.00

DANIEL MOORE	\$250.00
DANIEL DALEY	\$250.00
STEELE TRADEMARK	\$500.00
PROVIDENCE BUILDERS	\$250.00
MRG HOMES	\$750.00
CRABBE CONST.	\$250.00
GRANT CONST.	\$500.00
CHRIS BLACKWELL	\$500.00
REDA HOME BUILDERS	\$250.00

DEPOSITS Jun-16

MARCO HERNANDEZ	\$250.00
DUNCAN & DUNCAN	\$250.00
MID STATE INVESTMENTS	\$250.00
CHRIS BLACKWELL	\$1,265.00
MARTY DARNELL	\$250.00
CRABBE CONST.	\$250.00
RICHARD SMITH	\$250.00
ALLISON MEANS	\$1,500.00
JIM THOMAS	\$1,000.00
CLARKSVILLE QUALITY HOMES	\$500.00
HAWKINS HOMES	\$250.00
R L ALVAREZ	\$250.00
HERALD & PHILLIPS	\$750.00
HALLIDAY BUILDERS	\$250.00
CRC HOMES	\$515.00
CHRIS BLACKWELL	\$1,750.00
PAUL KRUECKEBERG	\$500.00
WOODSON CONST.	\$500.00
BERT SINGLETARY	\$500.00
JOSEPH SMITH	\$250.00
JERRY AKINS	\$250.00
DANELL WELCH	\$250.00
HAWKINS HOMES	\$1,500.00
GRANT CONSTRUCTION	\$250.00
CHRIS BLACKWELL	\$250.00
J T SPAIN	\$250.00
PAUL KRUECKEBERG	\$500.00
GEORGE GRAY	\$250.00
RICHARD SMITH	\$515.00

TOTAL DEPOSITS

\$120,625.00

REFUNDS Jul-15

KATHRYN MINNIEHAN	\$500.00
ARCHER CENTURION	\$250.00
CLIFFORD WEST	\$250.00
NORCO	\$750.00
BLACKPATCH DEVELOPMENT	\$250.00
PAUL KRUECKEBERG	\$250.00
CRABBE CONST.	\$2,000.00
ERIC BLACKWELL	\$250.00
CHRIS BLACKWELL	\$2,015.00
MARCO HERNANDEZ	\$250.00
JAMES PELHAM	\$250.00
ROBERT TOMLINSON	\$250.00
REDA HOME BUILDERS	\$1,500.00
BRUCE SAUNDERS	\$515.00
MAYNARD CONST.	\$1,750.00

REFUNDS Aug-15

REX HAWKINS	\$250.00
HALLIDAY BUILDERS	\$500.00
QUALITY BUILDERS	\$500.00
JIM THOMAS CONST.	\$750.00
THE HALLIDAY COMPANY	\$1,000.00
MARVIN HERALD	\$1,000.00

MIKE ATKINS	\$500.00
MOORE CONSTRUCTION	\$500.00
BUILDING SOLUTIONS BY SPANN	\$250.00
CAMCOR HOMES	\$250.00
EDWARD C. BURCHETT	\$500.00
RICKY REDA	\$250.00
STEVE GAMBILL	\$515.00
CHRIS BLACKWELL	\$1,250.00
CRAIG GALLIVAN	\$500.00
ANTHONY DALEY	\$250.00

REFUNDS	Sep-15	
	DON DUNCAN	\$750.00
	RICKY REDA	\$250.00
	ERIC BLACKWELL	\$250.00
	JOHNNY HOGG	\$250.00
	PAUL KRUECKEBERG	\$250.00
	DONNIE MITHCELL	\$250.00
	JAMES PELHAM	\$250.00
	HERALD & PHILLIPS	\$250.00
	BIRCHWOOD CONST.	\$500.00
	ROBERT REYNOLDS	\$550.00
	KEVIN GRIFFEY	\$250.00
	JERRY HARWELL	\$250.00
	BRM HOMES	\$250.00
	HAWKINS HOMES	\$500.00
	BLAIN THOMPSON	\$250.00
	JERRY AKINS	\$515.00
	ERIC HUNEYCUTT	\$750.00
	CHRIS BLACKWELL	\$3,000.00

REFUNDS	Oct-15	
	JIM THOMAS CONST.	\$250.00
	DAVID WALLUS	\$250.00
	BURKHART CONST.	\$500.00
	MARTY DARNELL	\$500.00
	PROVIDENCE BUILDERS	\$1,795.00
	REYNOLDS HOME BUILDERS	\$250.00
	QUALITY BUILDERS	\$500.00
	NICK WILSON	\$500.00
	MAYNARD CONST.	\$1,000.00
	THE HALLIDAY COMPANY	\$1,000.00
	DAVID ALLEN	\$250.00
	PROVIDENCE BUILDERS	\$250.00
	REDA HOME BUILDERS	\$250.00
	JOHN CRABBE	\$1,500.00
	MARK BROXTERMAN	\$250.00
	QUALITY BUILDERS	\$500.00
	CLARKSVILLE HOMES	\$500.00

REFUNDS	NOVEMBER 2015	
	BERT SINGLETARY	\$250.00
	VISION CONST.	\$250.00
	RONNIE & CINDY GOAD	\$250.00
	BEN RUTHERFORD	\$250.00
	MARTY DARNELL	\$550.00
	RAYMOND FUSSELL	\$250.00
	RICKY REDA	\$500.00
	JIMMY MILLER CONST.	\$1,030.00
	BIRCHWOOD CONST.	\$1,250.00
	BRUCE SAUNDERS	\$250.00
	VISION CONST.	\$250.00

REFUNDS	Dec-15	
	REDA HOME BUILDERS	\$250.00

JIM THOMAS CONST.	\$750.00
PAUL KRUECKEBERG	\$765.00
CLARKSVILLE HOMES	\$250.00
BURKHART CONST.	\$500.00
CHRIS BLACKWELL	\$3,750.00
KRISTIE JACKSON	\$250.00
JERRY AKINS	\$250.00
McCALL CONTRACTING	\$250.00
DAVID J. WRIGHT	\$250.00
BRM HOMES	\$250.00
JAMES PELHAM	\$250.00
RR HAMILTON	\$250.00
HAWKINS HOMES	\$765.00
CHRIS BLACKWELL	\$1,250.00

REFUNDS	Jan-16	
	CUNNINGHM CONST.	\$500.00
	MARTY DARNELL	\$500.00
	BERT SINGLETARY	\$500.00
	JAKE WELCH	\$500.00
	DANIEL BLESSING	\$515.00
	BYRD CONST.	\$250.00
	CHRIS WARREN	\$250.00
	SCOTT CRABTREE	\$250.00
	DAVID JOHNSON	\$250.00
	HOWARD SUITER	\$250.00
	PAUL KRUECKEBERG	\$500.00
	KEVIN HALLIDAY	\$500.00
	TOM CUNNINGHAM	\$1,580.00
	JO ELLEN O'CONNER	\$250.00
	CLARKSVILLE HOMES	\$250.00
	DON DUNCAN	\$750.00
	REDA HOME BUILDERS	\$2,500.00
	GENE BAGGETT CONST.	\$500.00
	MAYNARD CONST.	\$750.00

REFUNDS	Feb-16	
	BILL MACE	\$250.00
	ERIC BLACKWELL	\$250.00
	RUSS HAMILTON	\$250.00
	JIM THOMAS CONST	\$500.00
	ESKILDSON & WICKHAM	\$500.00
	CHRIS BLACKWELL CONST	\$1,750.00
	DUSTIN BUTLER	\$250.00
	BERT SINGLETARY	\$500.00
	ROBERT KOLBE	\$250.00
	DAVID J WRIGHT	\$250.00
	PAUL KRUCKEBERG	\$750.00
	NATE BARRAGE	\$250.00
	BILL MACE	\$250.00
	NORCO	\$500.00
	RICKY REDA	\$500.00
	TODD PHILLIPS	\$750.00

REFUNDS	Mar-16	
	HALLIDAY BUILDERS	\$250.00
	NASON HOMES	\$250.00
	DOUG NAIL	\$250.00
	CHRIS BLACKWELL	\$1,500.00
	REED BALDWIN	\$250.00
	BIRCHWOOD CONST	\$1,000.00
	MIKE ATKINS	\$500.00
	JOE EDGELL	\$250.00
	BRIAN PROCTOR	\$250.00
	MRG HOMES	\$250.00
	BARRY BOWERS	\$1,000.00

PROVIDENCE BUILDERS	\$2,795.00	
REFUNDS Apr-16		
REDA HOME BUILDERS	\$750.00	
JAKE WELCH	\$750.00	
PAUL CARTER	\$250.00	
CHRIS BLACKWELL	\$3,000.00	
ROBERT HAND	\$250.00	
JIMMY MILLER	\$250.00	
CHRIS BLACKWELL	\$500.00	
STEEL TRADEMARK HOMES	\$500.00	
RICKY REDA	\$1,015.00	
MARTY DARNELL	\$500.00	
BRIAN TRAYLER	\$515.00	
DAVIS STACK	\$500.00	
JOHN REDMAN	\$250.00	
HERALD & PHILLIPS	\$1,000.00	
CHURCH CONST.	\$250.00	
MAYNARD CONST.	\$1,500.00	
McCALL CONTRACTING	\$250.00	
REFUNDS May-16		
BRM HOMES	\$250.00	
BURKHART CONST.	\$250.00	
DAVID J WRIGHT	\$250.00	
QUALITY BUILDERS	\$500.00	
RANDY ALBERT	\$500.00	
CRABBE CONST.	\$2,250.00	
McCALL CONTRACTING	\$250.00	
ROBERT W TOMLINSON	\$250.00	
VICTOR MINOR	\$250.00	
ERIC HUNEYCUTT	\$250.00	
CRABBE CONST.	\$500.00	
REFUNDS Jun-16		
PROVIDENCE BUILDERS	\$750.00	
MRG HOMES	\$500.00	
ERIC HUNEYCUTT	\$500.00	
CHRIS BLACKWELL	\$1,750.00	
DAVID J WRIGHT	\$250.00	
BILL MACE	\$250.00	
JIM THOMAS CONST.	\$1,000.00	
CRABBE CONST.	\$1,000.00	
MACK PHILLIPS	\$250.00	
MARCO HERNANDEZ	\$250.00	
REX HAWKINS	\$500.00	
PAUL KRUECKEBERG	\$500.00	
REDA HOME BUILDERS	\$2,000.00	
TISH MANNING	\$250.00	
ROBERT CHANEY	\$250.00	
DEREK COMPERRY	\$250.00	
CRABBE CONST.	\$1,000.00	
JERRY G AKINS	\$500.00	
CAMCOR HOMES	\$250.00	
HALLIDAY BUILDERS	\$500.00	
REDA HOME BUILDERS	\$500.00	
PAUL KRUECKEBERG	\$500.00	
JOHN S FRAZIER	\$250.00	
GORDON WOODSON	\$500.00	
JERRY G AKINS	\$250.00	
TRAVIS CARDWELL	\$250.00	
TOTAL REFUNDS		\$114,185.00
BANK BALANCE ENDING JUNE 2016		\$94,260.00




Montgomery County Government
Building and Codes Department

Phone
931-648-5718

350 Pageant Lane Suite 309
Clarksville, TN 37040

Fax
931-553-5121

Memorandum

TO: Jim Durrett, County Mayor
FROM: Rod Streeter, Building Commissioner 
DATE: September 1, 2016
SUBJ: August 2016 ADEQUATE FACILITIES TAX REPORT

The total number of receipts issued in August 2016 is as follows: City 67 and County 51 for a total of 118.

There were 110 receipts issued on single-family dwellings, 1 receipts issued on multi-family dwellings with a total of 2 units, 0 receipts issued on condominiums with a total of 0 units, 0 receipts issued on townhouses. There was 2 exemption receipt issued.

The total taxes received for August 2016 was \$58,500.00

The total refunds issued for August 2016 was \$0.00.

Total Adequate Facilities Tax Revenue for August 2016 was \$58,500.00

FISCAL YEAR 2016/2017 TOTALS TO DATE:

TOTAL NUMBER OF Adequate Facilities Tax Receipts Issued:	City:	119
	County:	81
	Total:	200

TOTAL REFUNDS:	\$0.00
----------------	--------

TOTAL TAXES RECEIVED:	\$58,500.00
-----------------------	-------------

<u>NUMBER OF LOTS AND DWELLINGS ISSUED</u>	<u>CITY</u>	<u>COUNTY</u>	<u>TOTAL</u>
LOTS 5 ACRES OR MORE:	1	9	10
SINGLE-FAMILY DWELLINGS:	104	70	174
MULTI-FAMILY DWELLINGS (4 Receipts):	10	0	10
CONDOMINIUMS: (8 Receipts)	8	0	8
TOWNHOUSES:	0	0	0
EXEMPTIONS: (4 Receipts)	2	2	4
REFUNDS ISSUED: (0 Receipts)	(0)	(0)	(0)

RS/bf

cc: Jim Durrett, County Mayor
Jeff Taylor, Accounts and Budgets
Kellie Jackson, County Clerk



Montgomery County Government

Building and Codes Department

350 Pageant Lane Suite 309
Clarksville, TN 37040

Phone
931-648-5718

Fax
931-553-5121

Memorandum

TO: Jim Durrett, County Mayor

FROM: Rod Streeter, Building Commissioner *RS*

DATE: September 1, 2016

SUBJ: AUGUST 2016 PERMIT REVENUE REPORT

The number of permits issued in August 2016 is as follows: Building Permits 98, Grading Permits 5, Mechanical Permits 71, and Plumbing Permits 27 for a total of 201 permits.

The total cost of construction was \$14,599,926.00. The revenue is as follows: Building Permits \$57,769.70, Grading Permits \$3,308.00, Plumbing Permits \$2,700.00, Mechanical Permits: \$6,550.00 Plans Review \$13,875.50, BZA \$500.00, Re-Inspections \$150.00, Pre-Inspection \$25.00, Safety Inspection \$0.00, and Miscellaneous Fees \$0.00 the total revenue received in August 2016 was \$84,878.20.

FISCAL YEAR 2016/2017 TOTALS TO DATE:

NUMBER OF SINGLE FAMILY PERMITS:	80
COST OF CONSTRUCTION:	\$21,918,612.00
NUMBER OF BUILDING PERMITS:	173
NUMBER OF PLUMBING PERMITS:	45
NUMBER OF MECHANICAL PERMITS:	128
NUMBER OF GRADING PERMITS:	9
BUILDING PERMITS REVENUE:	\$93,335.50
PLUMBING PERMIT REVENUE:	\$4,450.00
MECHANICAL PERMIT REVENUE:	\$17,125.00
GRADING PERMIT REVENUE:	\$6,339.50
RENEWAL FEES:	\$0.00
PLANS REVIEW FEES:	\$24,794.50
BZA FEES:	\$1,000.00
RE-INSPECTION FEES:	\$350.00
PRE-INSPECTION FEES:	\$25.00
SAFETY INSPECTION FEES:	\$0.00
MISCELLANEOUS FEES:	\$0.00
MISC REFUNDS	\$0.00
SWBA	\$0.00
TOTAL REVENUE:	\$147,419.50

AUGUST 2016 GROUND WATER PROTECTION

The number of septic applications received for August 2016 was 19 with total revenue received for the county was \$0.00 (State received \$13,705.00).

The lease agreement beginning on August 1, 2016-August 30, 2017 was agreed upon between the County and State.

The number of Septic Tank Disclosure requests for August 2016. ****Effective December 16, 2008 Ground Water Protection no longer provides this service.****

FISCAL YEAR 2016/2017 TOTALS TO DATE:

NUMBER OF GROUND WATER APPLICATIONS (SEPTIC)	41
NUMBER OF SEPTIC TANK DISCLOSURE REQUEST	0
GROUND WATER PROTECTION (STATE: \$27,530.00)	\$0.00
 TOTAL REVENUE:	 \$147,419.50

RS/bf

cc: Jim Durrett, County Mayor
Jeff Taylor, Accounts and Budgets
Kellie Jackson, County Clerk

Montgomery County, Tennessee
Office of Trustee
Monthly Financial Report
For the Month Ending 7/31/2016

ASSET		<u>Beginning Balance</u>	<u>Debits</u>	<u>Credits</u>	<u>Ending Balance</u>
999-11120	CASH ON HAND	1,300.00	9,907,917.15	9,907,314.35	1,902.80
999-11130-001	CASH IN BANK-BANK OF AMERICA	4,055,221.74	15,778,063.09	12,957,221.39	6,876,063.44
999-11130-003	F & M BANK-TAX PAYMENTS	6,224,007.58		6,000,000.00	224,007.58
999-11130-006	PLANTERS BANK-MMA(TAX ACCOUNT)	3,005,383.27		198.08	3,005,185.19
999-11130-007	US BANK - TAX ACCOUNT	1,019,835.05	9.75	1,019,844.80	0.00
999-11130-008	CUMBERLAND BK - TAX ACCOUNT	1,256,250.64			1,256,250.64
999-11130-009	MCG HOLDING ACCOUNT	-	54.00	54.00	-
999-11130-010	SCHOOL HOLDING ACCOUNT	5,000.00			5,000.00
999-11130-022	PLANTERS BANK-OTHER CNTY GOVT CC	21,603.19	28,406.76	14,203.38	35,806.57
999-11130-024	PLANTERS BANK- GO SCHOOL BOND	973,673.28			973,673.28
999-11130-025	LEGENDS BANK - BI-COUNTY FEES	-2,294.40	316,784.82	316,000.62	-1,510.20
999-11130-026	PLANTERS BANK -209	260.02	2,403.91	74.99	2,588.94
999-11130-027	REGIONS - OPERATING	15,795,652.04	43,241,840.57	42,872,333.58	16,165,159.03
999-11130-028	REGIONS - MCG CLEARING	0.00	10,517,830.55	10,517,830.55	0.00
999-11130-029	REGIONS - SCHOOL CLEARING	5,000.00	7,549,722.38	7,549,798.80	4,923.58
999-11300-001	PLANTERS BANK MMA-101	7,217,902.92			7,217,902.92
999-11300-002	PLANTERS BANK CD-101	5,272,896.77			5,272,896.77
999-11300-004	LEGENDS BANK - 207	6,188,442.19	314,061.03	1,001,449.85	5,501,053.37
999-11300-006	PLANTERS BANK-DEPOSIT ACCT	27,358,641.02	867,547.61	20,014,901.86	8,211,286.77
999-11300-011	SYNOVUS - SHARED CD - 101	14,389,216.26			14,389,216.26
999-11300-014	PLANTERS BANK MMA-101	9,211,904.30			9,211,904.30
999-11300-016	CAPSTAR BANK CDARS-101	35,327,910.97			35,327,910.97
999-11300-019	LOCAL GOVT INVESTMENT POOL 101	46,565.38			46,565.38
999-11300-026	BANK OF NASHVILLE / SYNOVUS	3,010,189.97			3,010,189.97
999-11300-027	CAPITAL BANK - CDARS	14,140,015.05			14,140,015.05
999-11300-028	REGIONS - CAPITAL PROJECTS	4,195,070.79	1,065.91		4,196,136.70
999-11300-029	REGIONS - GO PUBLIC IMPROVEMENT	2,583,765.06	656.50		2,584,421.56
999-11300-030	REGIONS - WORKER'S COMP	823,675.95	209.28		823,885.23
999-11300-035	REGIONS - E911	422,207.62	107.28		422,314.90
999-11300-036	REGIONS - EMS HANKOOK	300,792.11	76.43		300,868.54
999-11300-037	REGIONS - DEBT SERVICE	211,659.25	53.78		211,713.03
999-11300-038	REGIONS - UNEMPLOYMENT TRUST	113,534.24	28.85		113,563.09
999-11300-039	REGIONS - DTF	70,392.06	17.88		70,409.94
999-11300-040	HILLIARD LYONS	5,009,903.74			5,009,903.74
999-11405	CHECKS WITH INSUFFICIENT FUNDS	9,435.55	35,390.00		44,825.55
999-11410	STATE OF TN TAX RELIEF CURR YR	3,754.00	768.00	1,122.00	3,400.00
999-11515	MONTGOMERY COUNTY RELIEF	0.00	140.00	140.00	0.00
999-11890	MORTGAGE CLEARING	0.00			0.00
		168,268,767.61	88,563,155.53	112,172,488.25	144,659,434.89

LIABILITY		<u>Beginning Balance</u>	<u>Debits</u>	<u>Credits</u>	<u>Ending Balance</u>
101-21353	PLANNING COMMISSION	0.00			0.00
101-21560	DUE TO LITIGANTS HEIRS AND OTHERS	0.00			0.00
999-20040	EXCESS LAND SALE PAYMENTS 2004	25,830.63			25,830.63
999-20100	EXCESS LAND SALE PAYMENTS 2010	0.00			0.00
999-20110	EXCESS LAND SALE PAYMENTS 2011	0.00			0.00
999-20120	EXCESS LAND SALE PAYMENTS 2012	256.81			256.81
999-20130	EXCESS LAND SALE PAYMENTS 2013	78,524.36			78,524.36
999-20140	EXCESS LAND SALE PAYMENTS 2014	437,222.21	102,884.90	6,742.20	341,079.51
999-20150	EXCESS LAND SALE PAYMENTS 2015	125,077.81			125,077.81
999-22200	OVERPAYMENTS	1,394.63	69.00	82.94	1,408.57
999-24105	CREDIT CARD FEES	494.43			494.43
999-24106	CLERK'S FEES	0.00	7,224.00	7,224.00	0.00
999-24110	CLERK'S ORDER TO SELL FEES	300.00	900.00	600.00	0.00
999-26500	STOP PAYMENTS	0.00			0.00
999-26510	ATTORNEY'S FEES	0.00	9,149.76	9,149.76	0.00
999-26515	ATTORNEY'S BILL OF COSTS	0.00	363.76	363.76	0.00
999-26520	TRANSFER TAX (REGISTER OF DEEDS)	2,107.38			2,107.38
999-27700	TRUSTEE'S HOLDING ACCOUNT	0.00			0.00
999-28310	UNDISTRIBUTED TAXES	0.00			0.00
999-29900	FEE/COMMISSION ACCOUNT	116,535.73	116,035.73	96,810.53	97,310.53
101	COUNTY GENERAL FUND	32,739,752.89	11,397,576.78	2,442,609.12	23,784,785.23
122	DRUG CONTROL FUND	124,963.17	3.96	395.43	125,354.64
131	GENERAL ROAD FUND	4,419,802.61	841,436.50	372,304.92	3,950,671.03
141	GENERAL PURPOSE SCHOOL FUND	48,685,163.45	17,978,361.69	5,091,072.45	35,797,874.21
142	SCHOOL FEDERAL PROJECTS FUND	2,786,637.85	2,660,264.59	1,605,577.71	1,731,950.97
143	CHILD NUTRITION FUND	6,573,364.84	151,842.01	30,751.09	6,452,273.92
144	SCHOOL SYSTEM TRANS FUND	2,431,371.27	465,539.63	62,828.32	2,028,659.96
146	EXTENDED SCHOOL PROGRAM FUND	154,360.54	102,854.29		51,506.25
151	DEBT SERVICE FUND	26,907,277.68	7,434.74	4,250,541.83	31,150,384.77
171	CAPITAL PROJECTS FUND	9,398,960.38	1,417,156.99	17,713.01	7,999,516.40
177	EDU CAPITAL PROJECTS FUND	1,150,120.86	70,078.51		1,080,042.35
204	E911 COMMUNICATION DIST	1,992,000.18	172,238.15	55,033.36	1,874,795.39
207	BI-COUNTY LANDFILL	4,577,482.45	945,479.53	1,171,726.84	4,803,729.76
209	LIBRARY FUND	312,495.52	152,327.87	514,728.02	674,895.67
263	SELF INSURANCE TRUST FUND	24,114,190.85	3,881,444.37	1,416,468.52	21,649,215.00
266	WORKERS' COMPENSATION	702,084.06	303,209.09	10,595.00	409,469.97
267	UNEMPLOYMENT COMPENSATION	38,274.84			38,274.84
351	CITY OF CLARKSVILLE - SALES TAX	0.00	1,304,941.75	1,304,941.75	0.00
352	CITY OF CLARKSVILLE - PROP TAX	0.00	12,524.90	12,524.90	0.00
356	CITY OF CLARKSVILLE	0.00			0.00
362	MGC RAIL AUTHORITY	6,470.36	125.45	60.81	6,405.72
363	JUDICIAL DISTRICT DRUG FUND	281,812.55	20,609.49	30,362.03	291,565.09
364	DISTRICT ATTORNEY FUND	34,437.27	702.31	2,238.73	35,973.69
365	PORT AUTHORITY	50,000.00			50,000.00
		168,268,767.61	42,122,779.75	18,513,447.03	144,659,434.89

This report is submitted in accordance with requirements of section 5-8-505,
and/or 67-5-1902, Tennessee Code Annotated, and to the best of my knowledge,
information and belief accurately reflects transactions of this office for the year ended June 30, 2016

Brenda E. Kadbird by
Cynthia P. Elder

Signature

8/8/2016

Date

Tracie by Chief Deputy Tracie

Title

MONTGOMERY COUNTY TRUSTEE'S OFFICE										
INVESTMENTS-JULY, 2016 INTEREST REPORT										
<u>FUND NAME</u>	<u>FUND</u>	<u>ACCOUNT</u>	<u>BANK NAME</u>	<u>INVESTMENT</u>	<u>ACCRUED</u>	<u>INTEREST</u>	<u>TOTAL INVESTED</u>	<u>APY%</u>	<u>Maturity</u>	<u>INVESTMENT INFORMATION</u>
	<u>CODE</u>	<u>NUMBER</u>			<u>INTEREST</u>				<u>Date</u>	
COUNTY GENERAL FUND	101	11130-003	F & M BANK/TAX RECEIPTS	\$ 224,007.58	\$ 1,485.57		\$ 225,493.15	0.45		
COUNTY GENERAL FUND	101	11130-006	PLANTERS BANK/TAX RECEIPTS	\$ 3,005,185.19	\$ 596.98		\$ 3,005,782.17	0.25		
COUNTY GENERAL FUND	101	11130-007	US BANK/TAX RECEIPTS	\$ -	\$ -		\$ -	0.05		Account Closed July 2016
COUNTY GENERAL FUND	101	11130-008	CUMB. BK. & TRUST/TAX RECEIPTS	\$ 1,256,250.64	\$ 746.87		\$ 1,256,997.51	0.7		
ANIMAL CONTROL/EMS	101	11130-022	PLANTERS BANK--OTHER CNTY GOVT CREDIT CA	\$ 35,806.57	\$ 0.24		\$ 35,806.81	0.01		
GENERAL OBLIGATION SCHOOL BOND	171	11130-024	PLANTERS BANK	\$ 973,673.28	\$ 77.36		\$ 973,750.64	0.1		Open Account 5/15/2015
CLARKSVILLE MO. CO. PUBLIC LIBRARY	209	11130-026	PLANTERS BANK	\$ 2,588.94	\$ 0.01		\$ 2,588.95			Account Opened February 2016
COUNTY GENERAL FUND	101	11300-001	PLANTERS BANK MMA	\$ 3,614,364.88	\$ 717.99		\$ 3,615,082.87	0.25		
2011 G.O. SCHOOL & PUBLIC IMP. BD.	151	11300-001	PLANTERS BANK MMA	\$ 3,603,538.04	\$ 715.84		\$ 3,604,253.88	0.25		
COUNTY GENERAL FUND	101	11300-002	PLANTERS BANK CD	\$ 5,272,896.77	\$ 3,034.55		\$ 5,275,931.32	0.7		
BI-COUNTY LANDFILL	207	11300-004	LEGENDS BANK Business Reserve Money Market	\$ 5,501,053.37	\$ 2,518.94		\$ 5,503,572.31	0.59		Acct includes daily sweeps from a non-interest bearing Bi-County User Fees Acct #10037026
COUNTY OPERATING ACCOUNT	ALL	11300-006	PLANTERS BANK	\$ 8,211,286.77	\$ 11,615.85		\$ 8,222,902.62	0.7		
COUNTY GENERAL FUND	101	11300-011	STEPHENS INC.	\$ 14,389,216.26	\$ 7,454.29		\$ 14,396,670.55	0.71	6/2/2017	8M added to principle of existing account at 0.85 APY% for 24 mths (7M on 2/18/16 & 1M on 2/25/16)
COUNTY GENERAL FUND	101	11300-014	PLANTERS BANK	\$ 6,777,198.00	\$ 1,346.29		\$ 6,778,544.29	0.25		
2011 G.O. SCHOOL & PUBLIC IMP. BD.	151	11300-014	PLANTERS BANK	\$ 2,434,706.30	\$ 483.65		\$ 2,435,189.95	0.25		
COUNTY GENERAL FUND	101	11300-016	RAYMOND JAMES/CAPSTAR CDARS	\$ 35,327,910.97	\$ 16,973.37		\$ 35,344,884.34	0.69		Includes a \$6369.86 Interest Check- Bond Proceeds 2015 #2
COUNTY GENERAL FUND	101	11300-019	LGIP	\$ 46,565.38	\$ 13.84		\$ 46,579.22	0.23		
COUNTY GENERAL FUND	101	11300-026	BANK OF NASHVILLE/SYNOVUS	\$ 3,010,189.97	\$ 1,508.43		\$ 3,011,698.40	0.87		Opened March 2016
COUNTY GENERAL FUND	101	11300-027	CAPITAL BANK - CDARS	\$ 14,140,015.05	\$ 10,809.03		\$ 14,150,824.08	0.9		Opened March 2016
DEBT SERVICE FUND	151	11300-028	REGIONS BANK	\$ 3,418,097.30	\$ 375.09		\$ 3,418,472.39	0.35		Opened April 2016 - Interest will always post one month behind
CAPITAL PROJECTS	171	11300-028	REGIONS BANK	\$ 778,039.40	\$ -		\$ 778,039.40	0.35		Opened April 2016 - Interest will always post one month behind
CAPITAL PROJECTS	171	11300-029	REGIONS BANK	\$ 2,584,421.56	\$ 231.03		\$ 2,584,652.59	0.35		Opened April 2016 - Interest will always post one month behind
WORKMAN'S COMPENSATION	101	11300-030	REGIONS BANK	\$ 823,885.23	\$ 73.65		\$ 823,958.88	0.35		Opened April 2016 - Interest will always post one month behind
E-911	204	11300-035	REGIONS BANK	\$ 422,314.90	\$ 37.75		\$ 422,352.65	0.35		Opened April 2016 - Interest will always post one month behind
HANKOOK - EMS	101	11300-036	REGIONS BANK	\$ 300,868.54	\$ 26.90		\$ 300,895.44	0.35		Opened April 2016 - Interest will always post one month behind
DEBT SERVICE FUND	151	11300-037	REGIONS BANK	\$ 211,713.03	\$ 18.93		\$ 211,731.96	0.35		Opened April 2016 - Interest will always post one month behind
UNEMPLOYMENT TRUST FUND	101	11300-038	REGIONS BANK	\$ 113,563.09	\$ 10.15		\$ 113,573.24	0.35		Opened April 2016 - Interest will always post one month behind
DRUG TASK FORCE	363	11300-039	REGIONS BANK	\$ 70,409.94	\$ 6.29		\$ 70,416.23	0.35		Opened April 2016 - Interest will always post one month behind
COUNTY GENERAL FUND	101	11300-040	HILLIARD LYONS	\$ 5,009,903.74	\$ -		\$ 5,009,903.74	0.75 -1.05		Opened May 2016 - will receive quarterly interest
			TOTALS	\$ 121,559,670.69	\$ 60,878.89	\$ -	\$ 121,620,549.58			
			TOTAL INTEREST REVENUE			\$ 60,878.89				

CLARKSVILLE-MONTGOMERY COUNTY										
SALES TAX COLLECTIONS COMPARISON REPORT										
	2007-2008	2008-2009	2009-2010	2010-2011	2011-2012	2012-2013	2013-2014	2014-2015	2015-2016	2016-2017
July	\$ 3,851,625.57	\$ 3,807,908.75	\$ 3,944,322.43	\$ 3,973,449.15	\$ 4,368,524.95	\$ 4,969,328.68	\$ 4,610,593.54	\$ 4,852,678.91	\$ 5,168,417.10	\$ 5,108,887.39
August	\$ 4,048,062.83	\$ 3,969,101.90	\$ 4,155,944.24	\$ 4,485,348.58	\$ 4,365,279.31	\$ 4,770,982.11	\$ 4,742,043.02	\$ 5,021,678.21	\$ 5,207,421.78	\$ 5,488,585.29
September	\$ 3,697,338.74	\$ 3,591,425.40	\$ 3,765,577.37	\$ 4,044,918.09	\$ 4,687,426.40	\$ 4,458,831.11	\$ 4,419,749.47	\$ 4,702,911.95	\$ 5,180,576.80	
October (August Coll.)	\$ 3,813,108.63	\$ 3,666,073.38	\$ 3,836,157.44	\$ 3,971,998.55	\$ 5,337,736.53	\$ 4,615,095.98	\$ 4,466,644.01	\$ 4,728,833.37	\$ 4,864,832.93	
November	\$ 3,900,630.43	\$ 3,614,756.11	\$ 3,824,985.82	\$ 3,943,598.18	\$ 5,120,107.11	\$ 4,634,486.72	\$ 4,613,925.43	\$ 4,903,526.36	\$ 5,121,809.98	
December	\$ 3,476,063.68	\$ 3,479,758.37	\$ 3,746,233.68	\$ 3,865,625.08	\$ 4,668,853.03	\$ 4,330,938.36	\$ 4,538,509.17	\$ 4,800,598.96	\$ 4,805,275.18	
January	\$ 3,782,928.31	\$ 3,911,901.46	\$ 3,918,328.61	\$ 3,978,924.86	\$ 4,936,179.84	\$ 4,575,580.98	\$ 4,681,693.42	\$ 5,011,973.14	\$ 5,151,710.36	
February	\$ 4,792,942.94	\$ 4,984,794.05	\$ 5,220,113.70	\$ 5,316,606.81	\$ 6,261,020.97	\$ 5,624,805.48	\$ 5,928,617.84	\$ 6,595,642.59	\$ 6,735,732.86	
March	\$ 3,158,680.40	\$ 3,529,385.22	\$ 3,579,055.71	\$ 3,519,094.43	\$ 4,247,079.33	\$ 3,885,858.93	\$ 4,043,956.23	\$ 4,367,324.16	\$ 4,503,712.84	
April	\$ 3,351,393.11	\$ 3,738,282.75	\$ 3,801,787.78	\$ 3,944,756.92	\$ 4,803,176.86	\$ 4,286,888.78	\$ 4,580,279.94	\$ 4,341,404.11	\$ 4,911,278.37	
May	\$ 3,814,407.26	\$ 4,044,427.55	\$ 4,305,544.93	\$ 4,527,749.91	\$ 5,310,119.72	\$ 4,751,487.50	\$ 4,933,619.42	\$ 5,157,153.72	\$ 5,522,250.32	
June	\$ 3,543,826.22	\$ 3,833,299.78	\$ 4,050,116.50	\$ 4,365,430.36	\$ 4,774,273.97	\$ 4,546,342.21	\$ 4,722,890.55	\$ 4,942,895.62	\$ 5,182,876.37	
TOTAL	\$ 45,231,008.12	\$ 46,171,114.72	\$ 48,148,168.21	\$ 49,937,500.92	\$ 58,879,778.02	\$ 55,450,626.84	\$ 56,282,522.04	\$ 59,426,621.10	\$ 62,355,894.89	\$ 10,597,472.68
Increase/Decrease	(\$525,338.19)	\$940,106.60	\$ 1,977,053.49	\$ 1,789,332.71	\$ 8,942,277.10	(\$3,429,151.18)	\$ 831,895.20	\$ 3,144,099.06	\$ 2,929,273.79	
MONTH	2017-2018	2018-2019	2019-2020	2020-2021	2021-2022	2022-2023	2023-2024	2024-2025	2025-2026	2026-2027
July										
August										
September										
October										
November										
December										
January										
February										
March										
April										
May										
June										
Total	\$ -	\$ -	\$ -	\$ -	\$ -	\$ -	\$ -	\$ -	\$ -	\$ -
	\$ (10,597,472.68)	\$ -	\$ -	\$ -	\$ -	\$ -	\$ -	\$ -	\$ -	\$ -
Brenda E. Radford, Montgomery County Trustee, August 15, 2016						Events that mark Notable Change in Clarksville/Montgomery County Sales Tax Revenue				

Dec., 2007-The Worst Recession since the Great Depression began

June, 2009-Official Ending of the Worst Recession since the Great Depression

October, 2010-"This is the Slowest and Feeblest Recovery in the U.S.A.'s History,"~Steve Forbes

First Quarter, 2011-4/4&13/11 WSJ called the US Economy "The Incredible Shrinking Recovery"-The US Economy appears to have grown by little more than 1.5% in the 1st Qtr., well below the 4% annualized most expected back in January.

It is no coincidence that bank earnings have been retreating as well. Inflation/Stagflation, in the 3 months ending Feb., 2011, was running at an annualized rate of 5.6% and does not come close to compensating Investors with their current low interest rate of .00%- .25%.

WSJ-"Great Symbolic Blow" 8/5/11-America Gets Downgraded from AAA+ to AA+ by Standard & Poors-now 18 countries in the world have a better credit rating than the U.S.A.

Jan. 2013-THE NEW YORK TIMES Matthew Bishop "The latest green shoots of recovery in the Unites States already show signs of turning brown." Paul Krugman "Without a radical change in economic policy in both the Unites States and Europe, the likiest outcome is a prolonged depression, perhaps not as "great" as in the 1930's but with clear similarities, above all in the immense human cost of needlessly high unemployment."

Jan. 14, 2013 Hemlock Semiconductor LLC delays the start up of the Clarksville facility.

October 14, 2013, Hankook Tire coming to Clarksville with 1,800 direct jobs and build an \$800million manufacturing facility in Clarksville/Montgomery County

December 16, 2014-Fort Campbell uncertainty and Hemlock to close permanently. Leaf Chronicle

FISCAL YEAR

2007-2008

2007-2008

9/2008 \$200 Bill. Federal Bailout of Fannie & Freddie, Lehman Chap.11, Merrill bought by BofA, AIG loaned \$85bill.

EVENT

Presidential Election/Housing Crisis/Banking/Stock Market/Interest Rates Decline/"The Big Un

Operation Enduring Freedom

For Calendar Year 2013-Economists are predicting a 1.4% GDP

[illegible]

Respectfully submitted by Brenda Emerson Radford, Montgomery County Trustee : June 30, 2016

COMPARISON OF HOTEL OCCUPANCY TAX COLLECTIONS

<u>MONTH</u>	<u>1999</u>	<u>2000</u>	<u>2001</u>	<u>2002</u>	<u>2003</u>	<u>2004</u>	<u>2005</u>	<u>2006</u>	<u>2007</u>	<u>2008</u>
JANUARY	\$ 27,098.84	\$ 30,533.18	\$ 48,458.76	\$50,828.98	\$ 65,230.13	\$ 72,800.02	\$ 78,874.92	\$ 63,103.00	\$ 73,675.57	\$ 80,603.04
FEBRUARY	\$ 29,909.16	\$ 30,389.03	\$ 47,751.41	\$53,770.38	\$ 68,380.09	\$ 91,527.44	\$ 67,626.09	\$ 63,689.44	\$ 71,126.97	\$ 78,321.88
MARCH	\$ 31,464.65	\$ 32,987.23	\$ 56,924.49	\$54,806.34	\$ 93,121.20	\$ 103,994.62	\$ 70,053.21	\$ 65,063.08	\$ 78,796.55	\$ 83,799.10
APRIL	\$ 36,921.57	\$ 39,278.27	\$ 64,682.11	\$75,899.40	\$ 94,829.04	\$ 92,468.13	\$ 102,342.68	\$ 99,137.03	\$ 112,761.36	\$ 122,941.33
MAY	\$ 45,431.12	\$ 40,659.75	\$ 67,111.76	\$71,882.71	\$ 91,093.92	\$ 96,224.80	\$ 90,741.56	\$ 85,506.62	\$ 103,205.69	\$ 90,117.49
JUNE	\$ 41,300.90	\$ 40,705.58	\$ 67,033.52	\$78,332.61	\$ 84,186.25	\$ 91,007.71	\$ 100,085.45	\$ 89,668.92	\$ 135,081.86	\$ 106,604.47
JULY	\$ 43,822.68	\$ 43,848.22	\$ 71,259.56	\$88,829.01	\$ 88,224.67	\$ 90,974.37	\$ 110,606.98	\$ 94,808.25	\$ 136,085.79	\$ 95,500.92
AUGUST	\$ 51,914.05	\$ 82,607.67	\$ 80,724.48	\$103,831.95	\$ 111,787.39	\$ 114,839.93	\$ 126,860.91	\$ 99,007.81	\$ 128,691.23	\$ 106,602.50
SEPTEMBER	\$ 45,085.51	\$ 77,573.12	\$ 75,928.35	\$71,760.72	\$ 89,163.84	\$ 88,227.22	\$ 103,528.65	\$ 93,998.21	\$ 122,277.00	\$ 94,452.48
OCTOBER	\$ 62,586.96	\$ 78,223.81	\$ 64,421.97	\$67,912.08	\$ 71,058.32	\$ 85,219.87	\$ 103,329.13	\$ 120,964.50	\$ 115,299.73	\$ 83,620.66
NOVEMBER	\$ 42,478.02	\$ 67,894.53	\$ 70,109.29	\$68,664.15	\$ 77,700.65	\$ 90,975.56	\$ 93,726.35	\$ 95,136.90	\$ 132,492.92	\$ 100,329.52
DECEMBER	\$ 37,644.94	\$ 54,665.88	\$ 64,491.24	\$65,970.79	\$ 71,088.08	\$ 87,086.86	\$ 88,085.13	\$ 93,788.01	\$ 89,362.16	\$ 116,462.45
YEARLY TOTAL	\$ 495,658.40	\$ 619,366.27	\$ 778,896.94	\$852,489.12	\$ 1,005,863.58	\$ 1,105,346.53	\$1,135,861.06	\$ 1,063,871.77	\$ 1,298,856.83	\$ 1,159,355.84
	<u>2009</u>	<u>2010</u>	<u>2011</u>	<u>2012</u>	<u>2013</u>	<u>2014</u>	<u>2015</u>	<u>2016</u>	<u>2017</u>	<u>2018</u>
JANUARY	\$ 87,058.36	\$ 98,797.30	\$ 93,568.93	\$ 122,959.56	\$ 101,963.52	\$ 106,908.64	\$ 118,820.77	\$ 113,056.55		
FEBRUARY	\$ 103,484.37	\$ 122,425.01	\$ 98,617.91	\$ 130,592.70	\$ 84,950.58	\$ 111,395.05	\$ 108,102.01	\$ 105,945.34		
MARCH	\$ 106,133.80	\$ 97,223.36	\$ 123,655.30	\$ 130,540.42	\$ 89,897.89	\$ 107,789.42	\$ 97,758.36	\$ 122,221.56		
APRIL	\$ 131,183.50	\$ 147,129.46	\$ 141,216.66	\$ 166,930.70	\$ 127,011.20	\$ 172,086.66	\$ 168,753.98	\$ 154,016.56		
MAY	\$ 124,347.50	\$ 140,099.75	\$ 148,155.80	\$ 145,100.30	\$ 114,744.33	\$ 137,305.59	\$ 163,656.94	\$ 159,382.00		
JUNE	\$ 128,926.73	\$ 156,904.04	\$ 165,434.81	\$ 156,556.28	\$ 149,278.38	\$ 149,761.84	\$ 167,364.58	\$ 173,701.26		
JULY	\$ 138,948.38	\$ 155,002.42	\$ 166,721.40	\$ 142,543.24	\$ 139,764.87	\$ 155,951.38	\$ 163,931.64	\$ 182,334.33		
AUGUST	\$ 138,546.34	\$ 159,398.89	\$ 189,029.54	\$ 144,944.86	\$ 138,508.95	\$ 141,828.40	\$ 183,006.76			
SEPTEMBER	\$ 110,943.01	\$ 139,077.22	\$ 183,172.65	\$ 137,762.39	\$ 123,496.85	\$ 134,695.73	\$ 136,037.06			
OCTOBER	\$ 103,998.14	\$ 106,852.14	\$ 150,626.03	\$ 136,406.87	\$ 118,284.80	\$ 131,945.61	\$ 137,714.25			
NOVEMBER	\$ 117,095.86	\$ 111,906.42	\$ 169,407.63	\$ 139,934.80	\$ 133,540.36	\$ 159,367.06	\$ 162,825.42			
DECEMBER	\$ 107,900.37	\$ 110,667.80	\$ 151,081.34	\$ 112,969.35	\$ 124,889.36	\$ 120,067.79	\$ 148,644.37			
YEARLY TOTAL	\$ 1,398,566.36	\$1,545,483.81	\$ 1,780,688.00	\$1,667,241.47	\$ 1,446,331.09	\$ 1,629,103.17	\$1,756,616.14	\$ 1,010,657.60	\$ -	\$ -
						Brenda E. Radford, Montgomery County Trustee				
						8/9/2016				