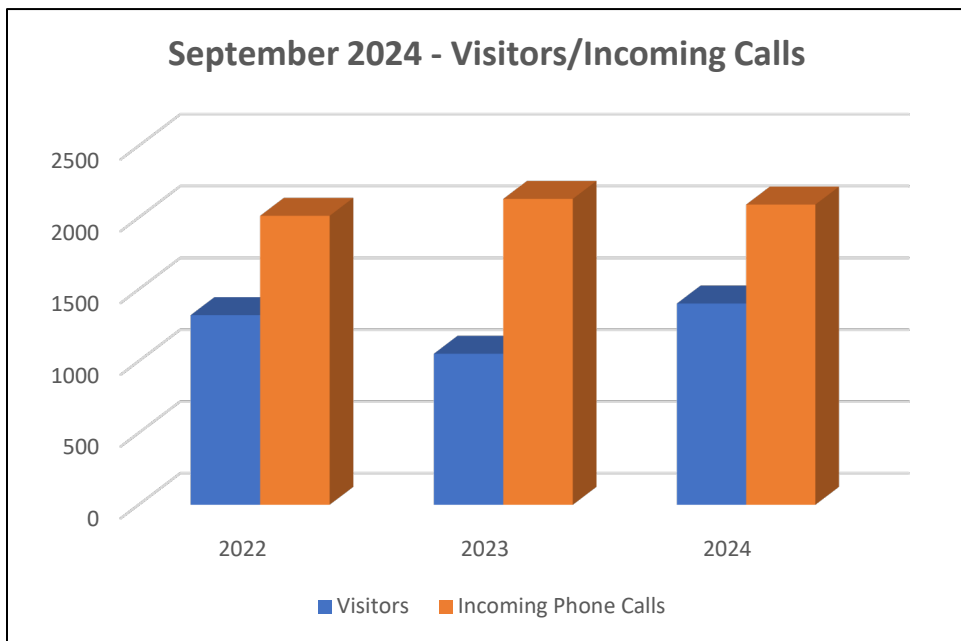
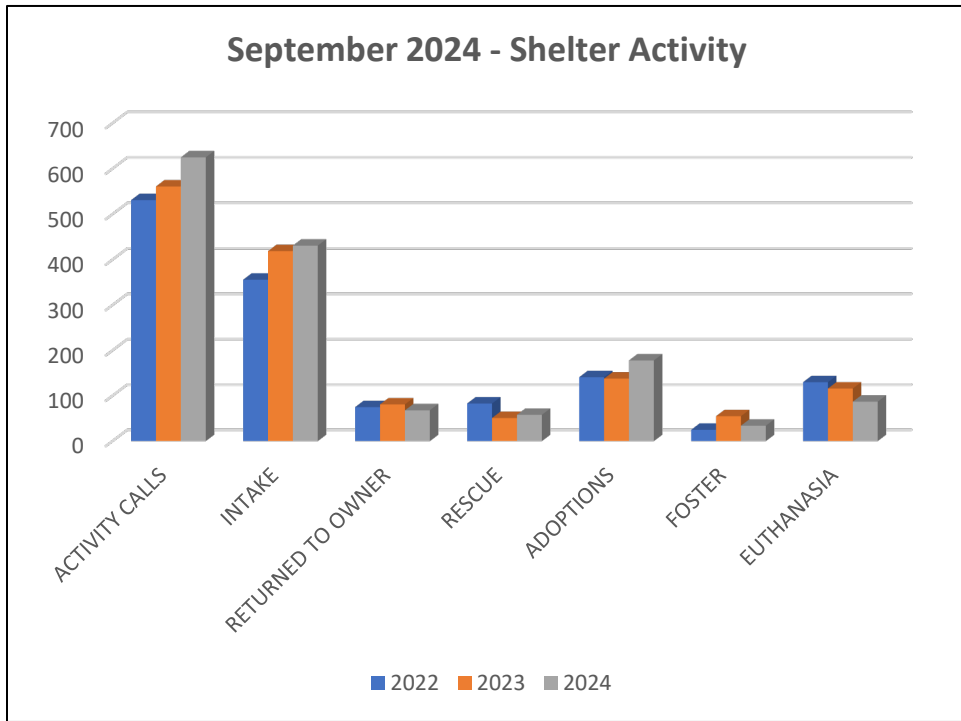




September 2024 Shelter Report

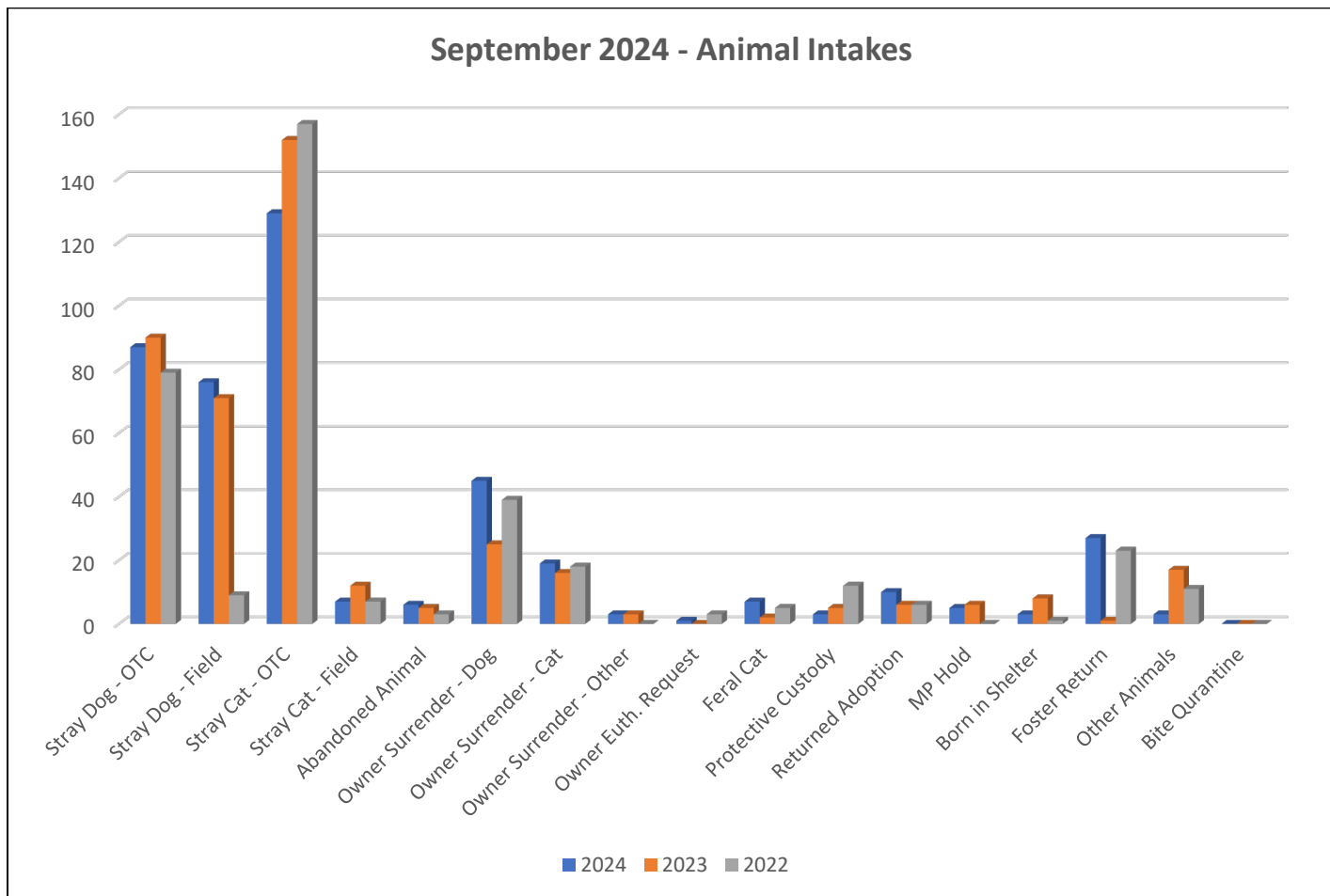
September 2024	
Activity Calls	625
Animal Intakes	431
Dogs	230
Cats	195
Other	6
Incoming Per Day	19.5
Returned to Owner	68
Dogs – In Field	12
Cats – In Field	0
Dogs – From Shelter	54
Cats – From Shelter	2
Rescue Transfers	58
Dogs Transferred	37
Cats Transferred	20
Other	1
Animals Adopted	178
Dogs Adopted	98
Cats Adopted	77
Other Animals	3
Fostered	34
Dogs Fostered	8
Cats Fostered	26
Euthanasia	87
Dogs Euthanized	41
Cats Euthanized	46
TNR/Returned to Field	0
Visitors to Shelter	1,402
Avg. Visitors per Day	61
Incoming Phone Calls	2,091
Avg. Calls per Day	94



September 2024 Shelter Report

Animal Intake Reasons

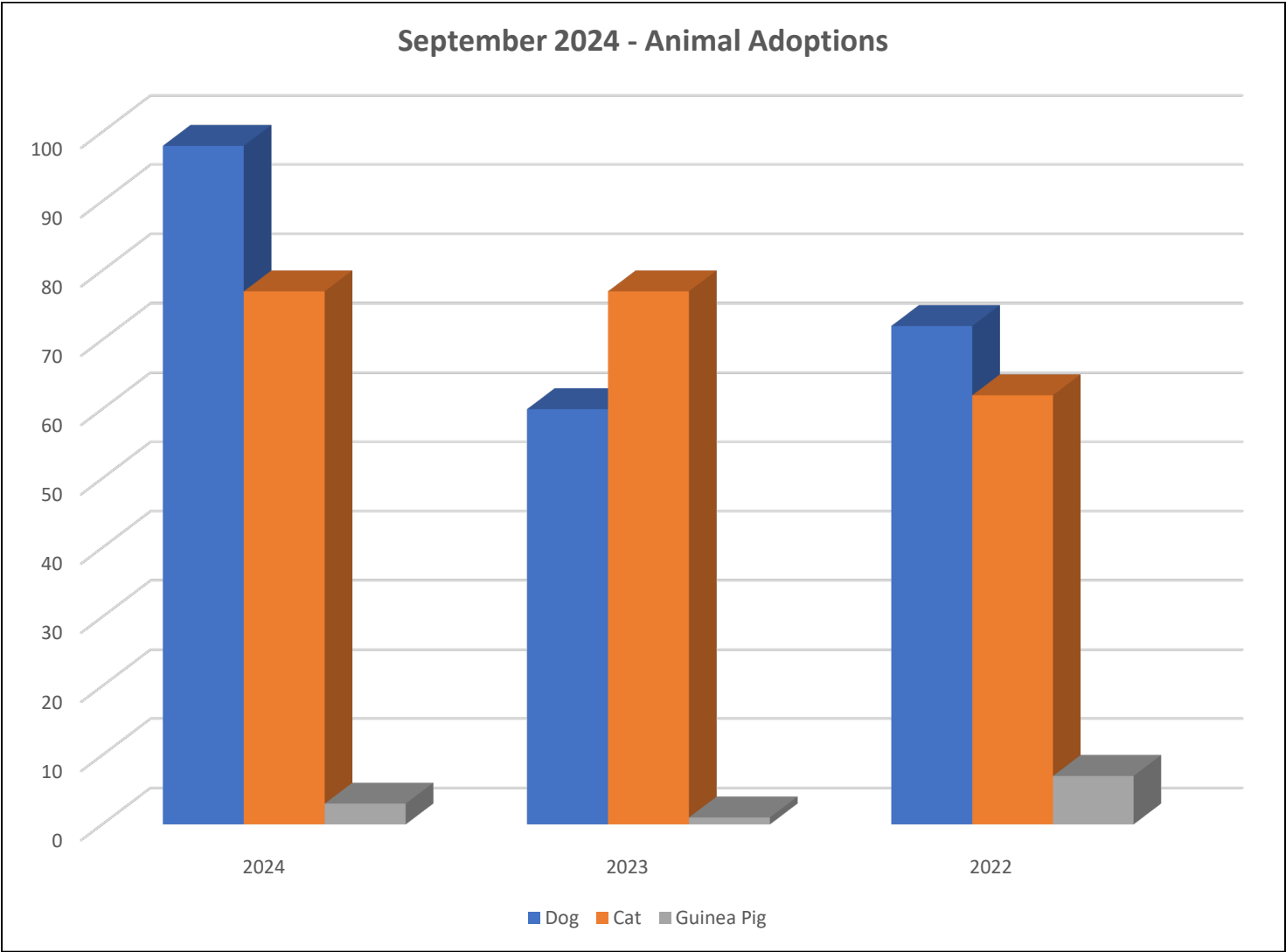
Intake Reasons	431
Stray Dog – OTC	87
Stray Dog – Field	76
Stray Cat – OTC	129
Stray Cat – Field	7
Abandoned Animal	6
Owner Surrender – Dog	45
Owner Surrender - Cat	19
Owner Surrender - Other	3
Owner Euth. Request	1
Feral Cat	7
Protective Custody	3
Returned Adoption	10
MP Hold – Ft. Campbell	5
Born in Shelter	3
Foster Returned	27
Other Animals	3
Bite Quarantine	0



September 2024 Shelter Report

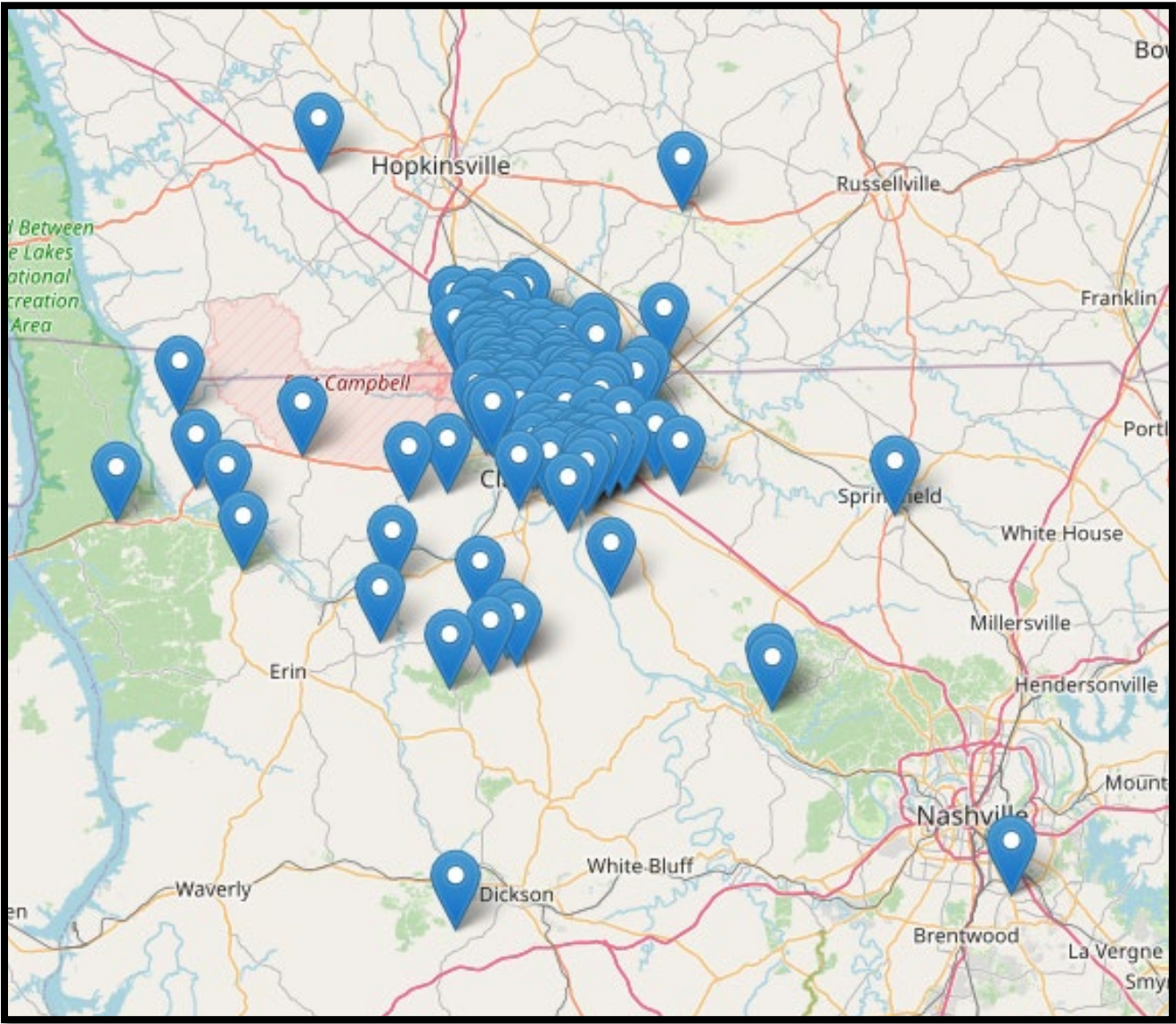
Animal Adoptions

Adoptions	178
Dogs/Puppies	98
Cats/Kittens	77
Other Animals	3



September 2024 Shelter Report

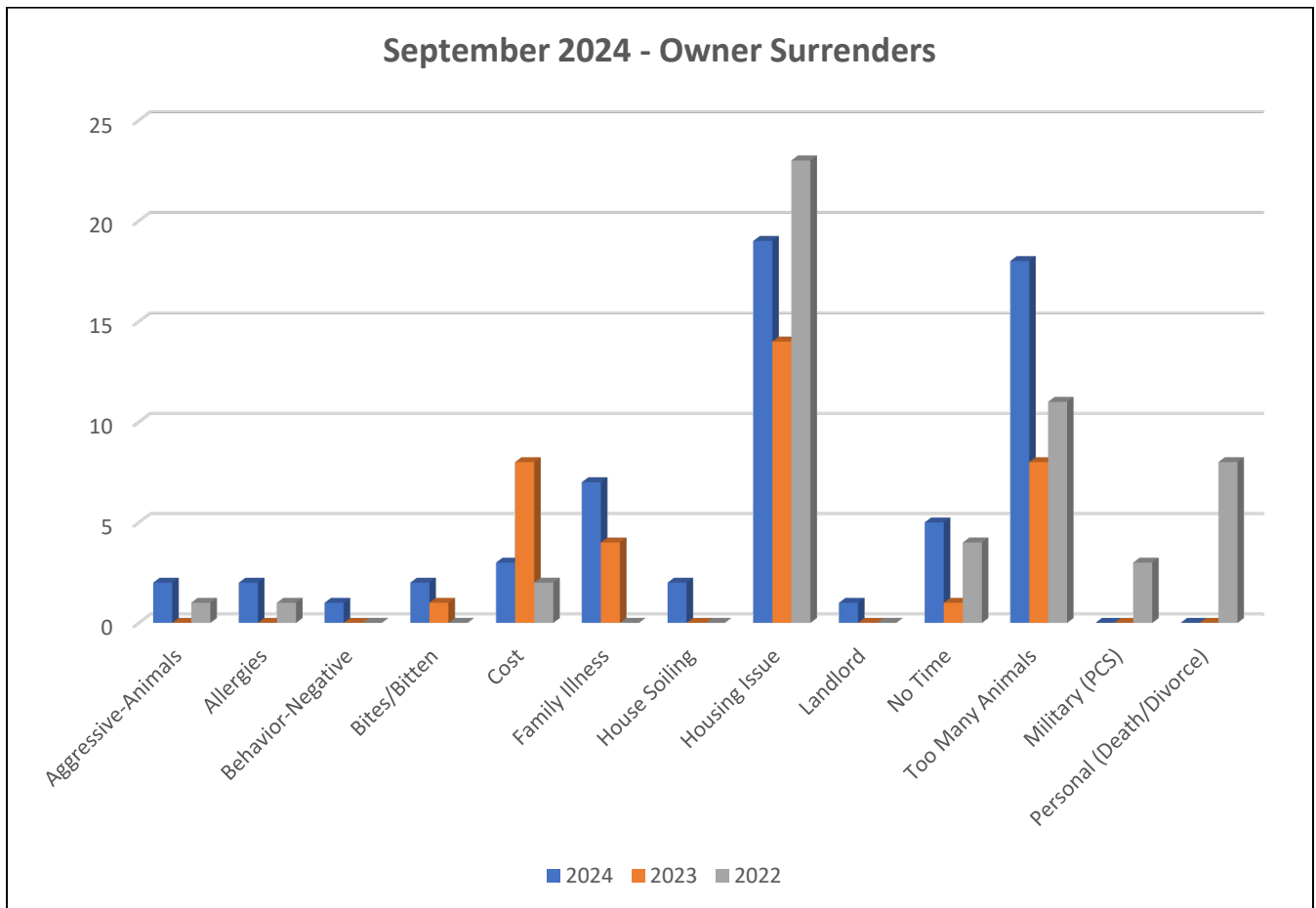
Adoptions Map



September 2024 Shelter Report

Owner Surrenders

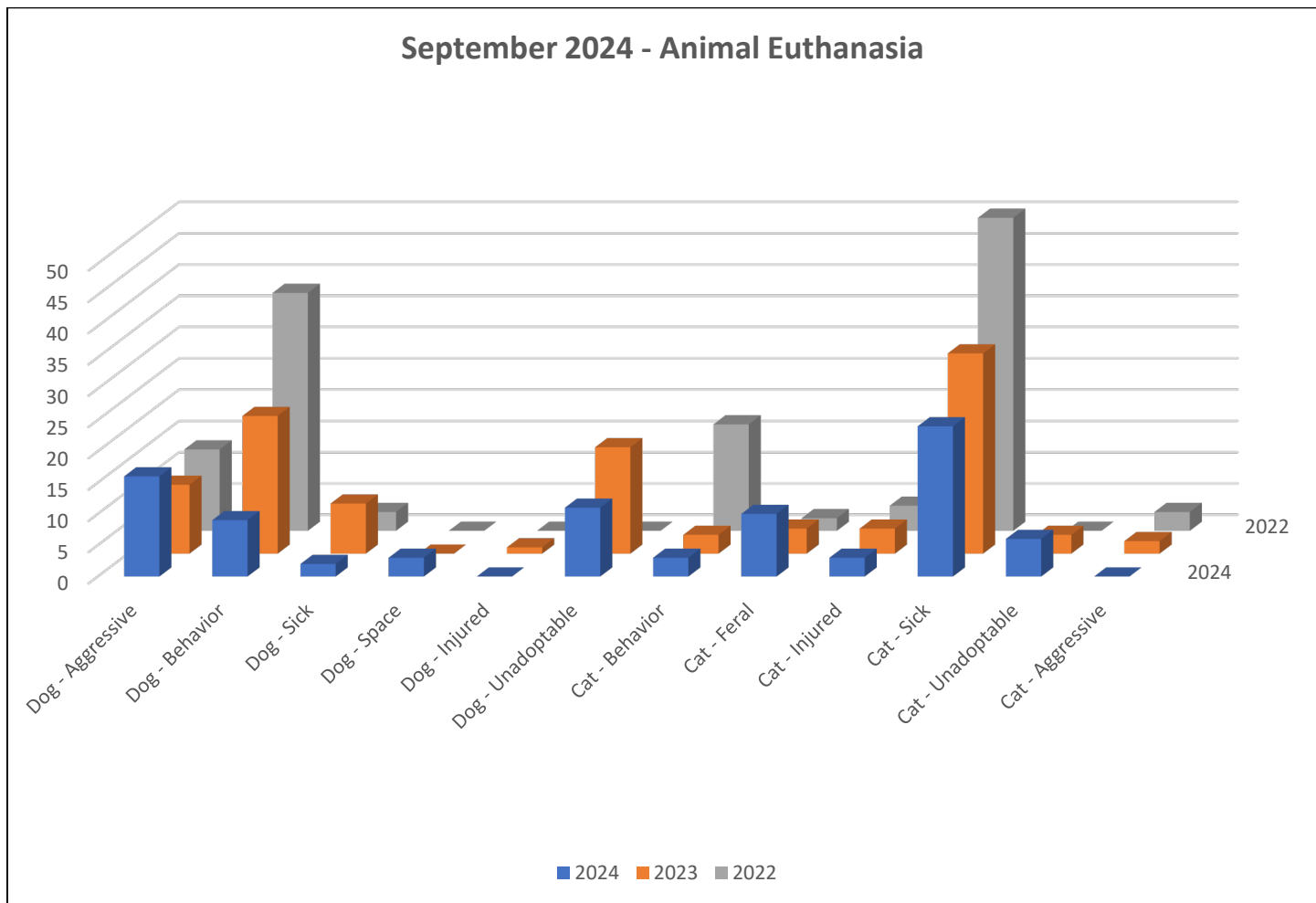
Owner Surrender Reason	62
Cat – Allergies	1
Cat – Behavior Negative	2
Cat – Family Illness	4
Cat – Housing Issue	4
Cat – No Time	1
Cat – Not Good W/Children	0
Cat – Too Many Animals	3
Cat – Cost	3
Dog – Behavior Negative	1
Dog – Cost	0
Dog – Family Illness	3
Dog – Housing Issue	14
Dog – Military/Deployed	0
Dog – No Time	4
Dog – Too Many Animals	14
Dog – Allergies	1
Dog – Bites	2



September 2024 Shelter Report

Euthanasia

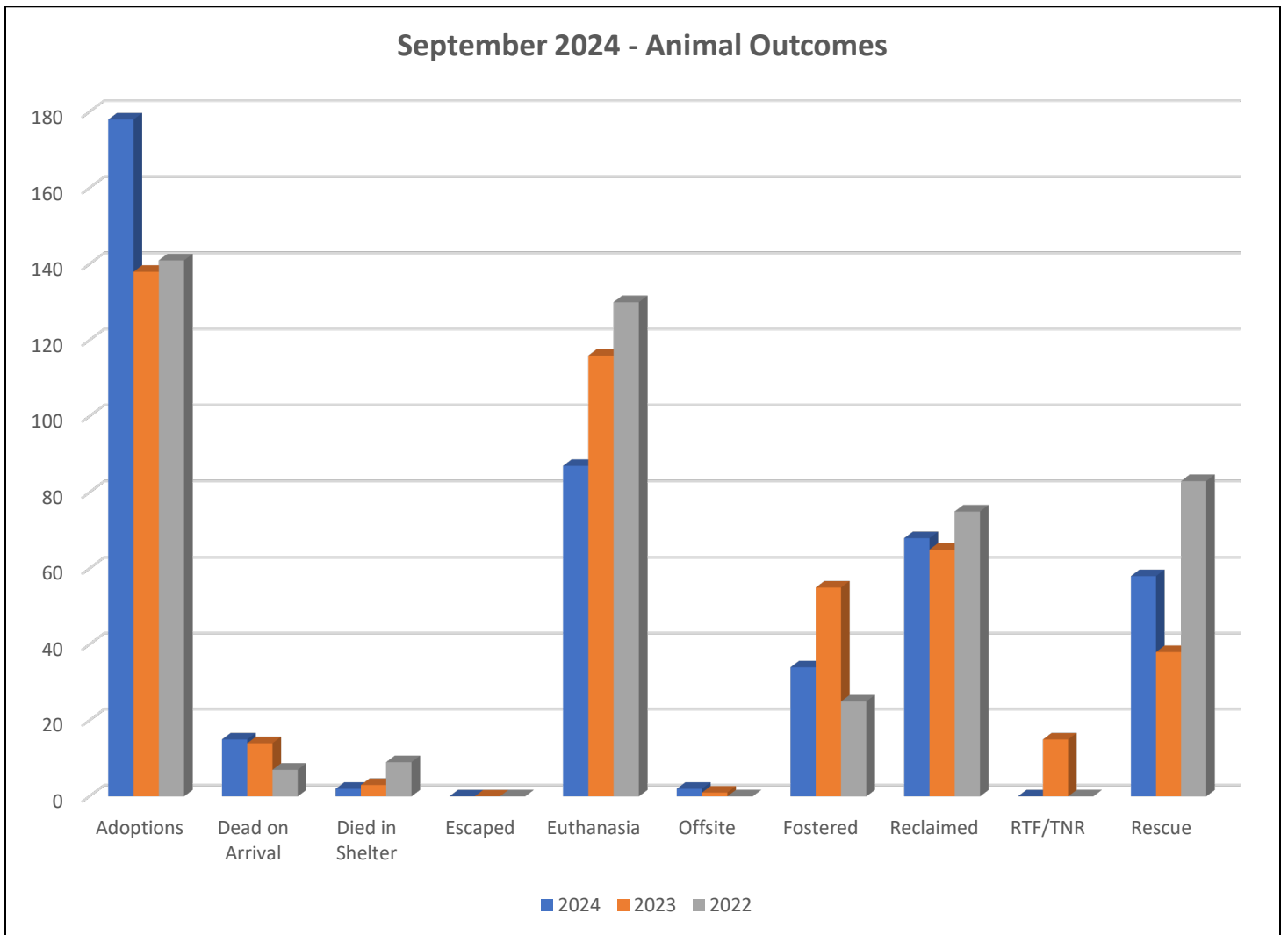
Animal Euthanasia		87
Dogs/Puppies		40
Aggressive		16
Behavior		9
Sick		2
Injured		0
Unadoptable		11
Feral		0
Space		3
Owner Requested		1
Cats/Kittens		46
Feral		10
Injured		3
Aggressive		0
Sick		24
Unadoptable		6
Behavior		3



September 2024 Shelter Report

Outcomes

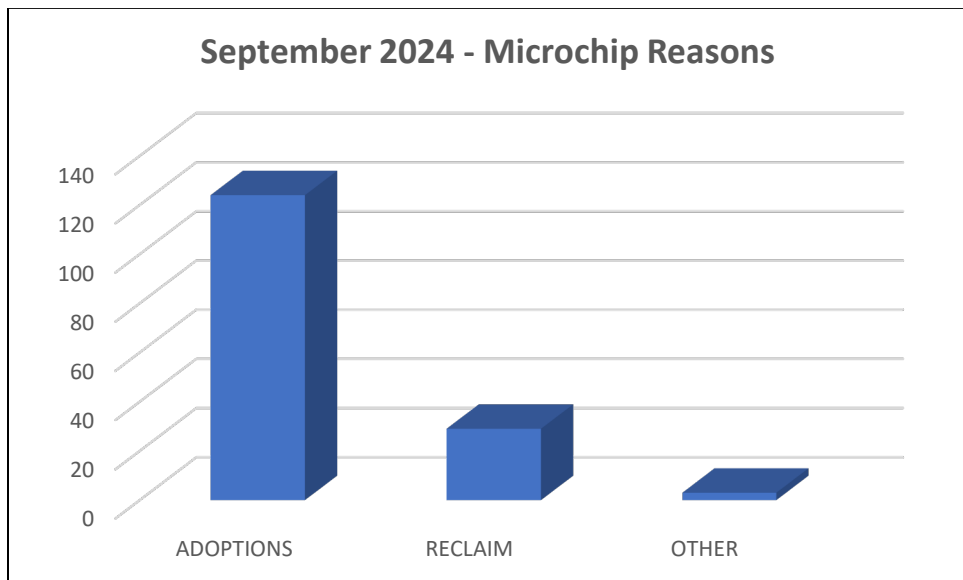
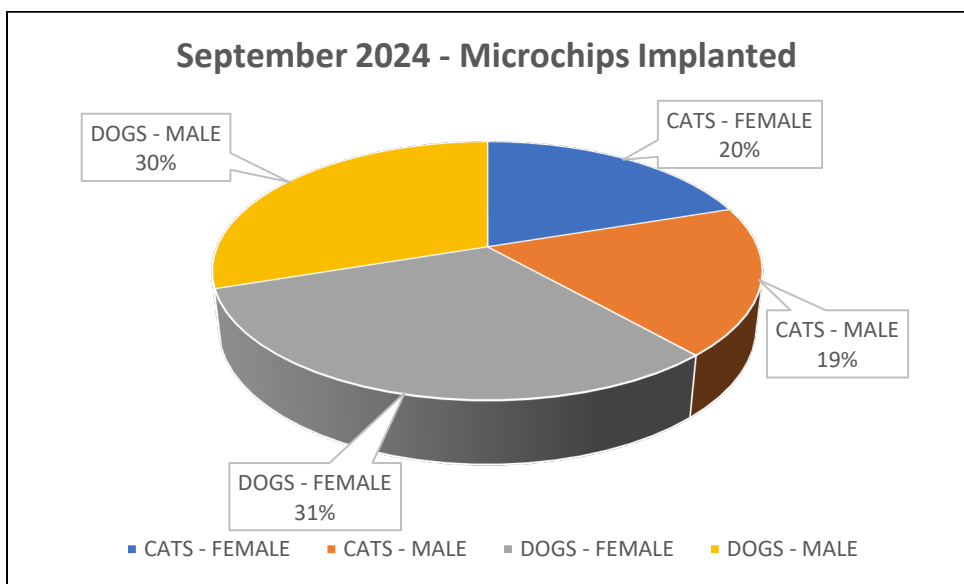
Animal Outcomes	444
Adoptions	178
Dead on Arrival	15
Died in Shelter	2
Escaped	0
Euthanasia	87
Offsite	2
Fostered	34
Reclaimed	68
RTF/TNR	0
Rescue	58



September 2024 Shelter Report

Microchips Issued

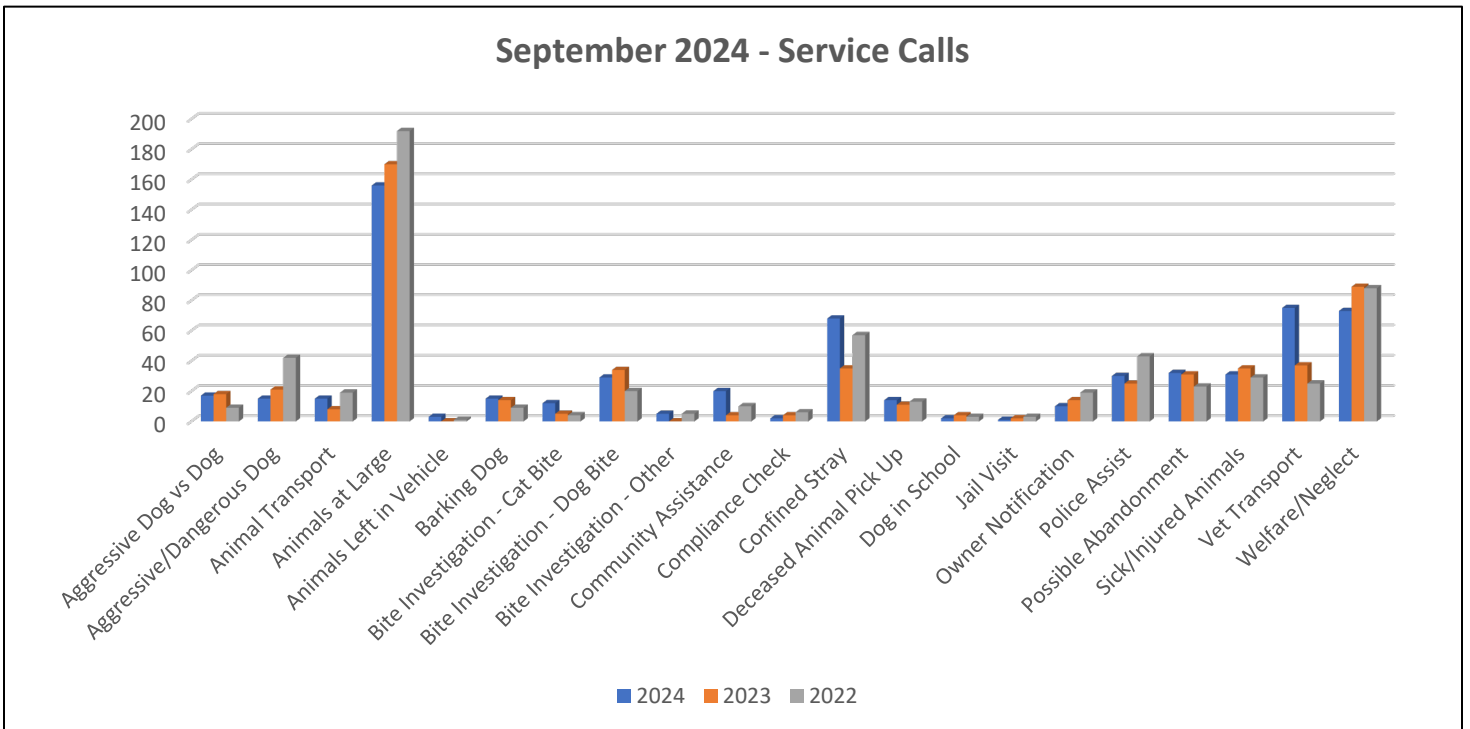
Microchips Implanted	156
Dogs – Female	49
Dogs – Male	47
Cats – Female	31
Cats – Male	29
Adoptions	124
Reclaimed	29
Other	3
Event	0



September 2024 Shelter Report

Activity Calls

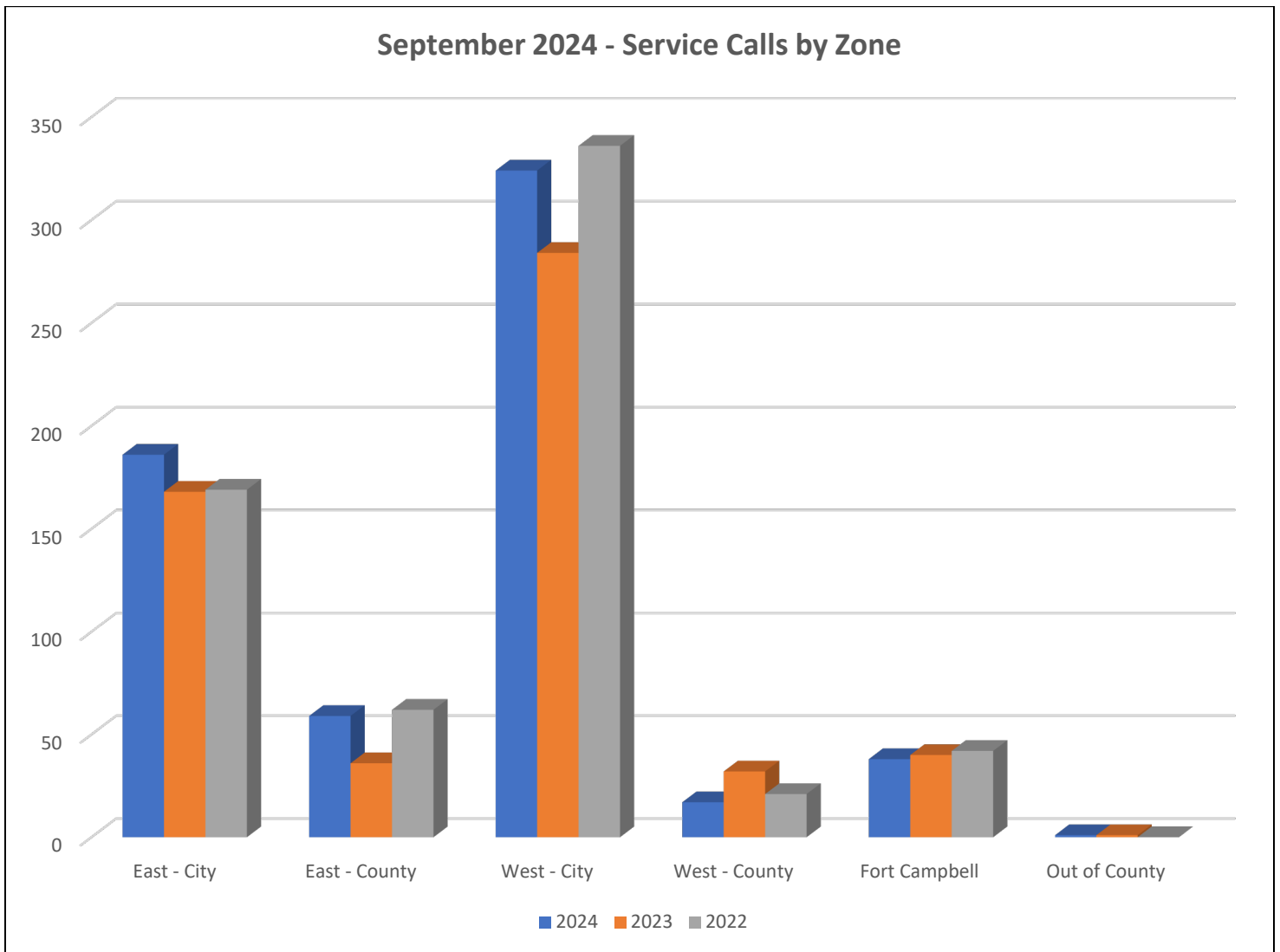
Service Calls	625
Aggressive Dog Vs Dog	17
Aggressive/Dangerous Dog	15
Aggressive Dog Vs. Other	0
Animal Transport	15
Animal Left in Vehicle	0
Animals at Large	156
Barking Dog	15
Bites involving Cats	12
Bites involving Dogs	29
Bites Other Animals	5
Community Assistance	20
Compliance Check	2
Confined Stray	68
Dog in School	14
Deceased Animal Pick Up	2
Jail Visit	1
Owner Notification	10
Police Assist	30
Possible Abandonment	32
Possibly Rabid Animal	0
Set Trap	0
Sick or Injured Animal	31
Vet Transport	75
Welfare or Neglect Complaint	73



September 2024 Shelter Report

Activity Calls by Zones

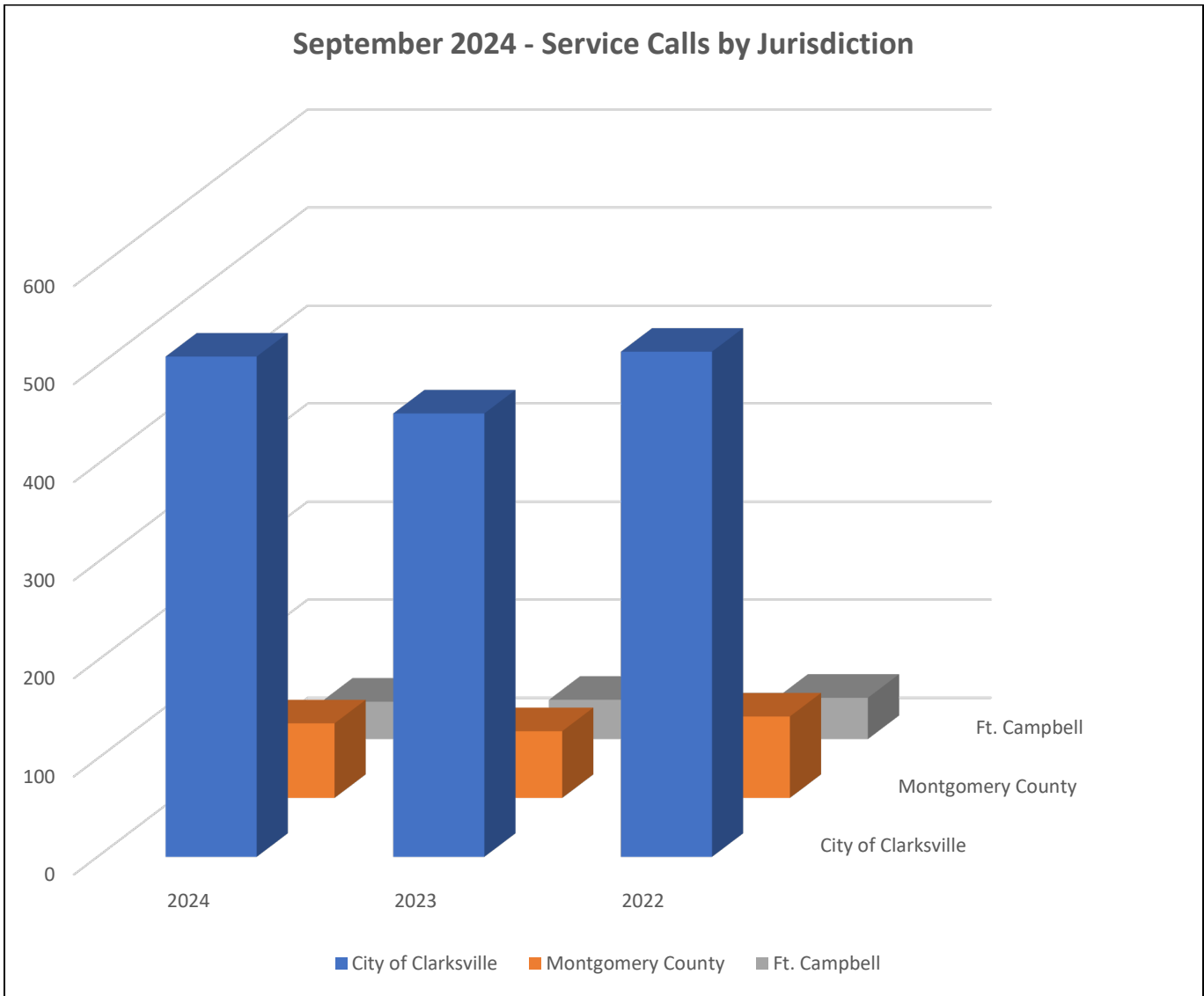
Service Calls by Zone	625
East City	186
East County	59
West City	324
West County	17
Ft. Campbell	38
Other	1



September 2024 Shelter Report

Activity Calls by Jurisdiction

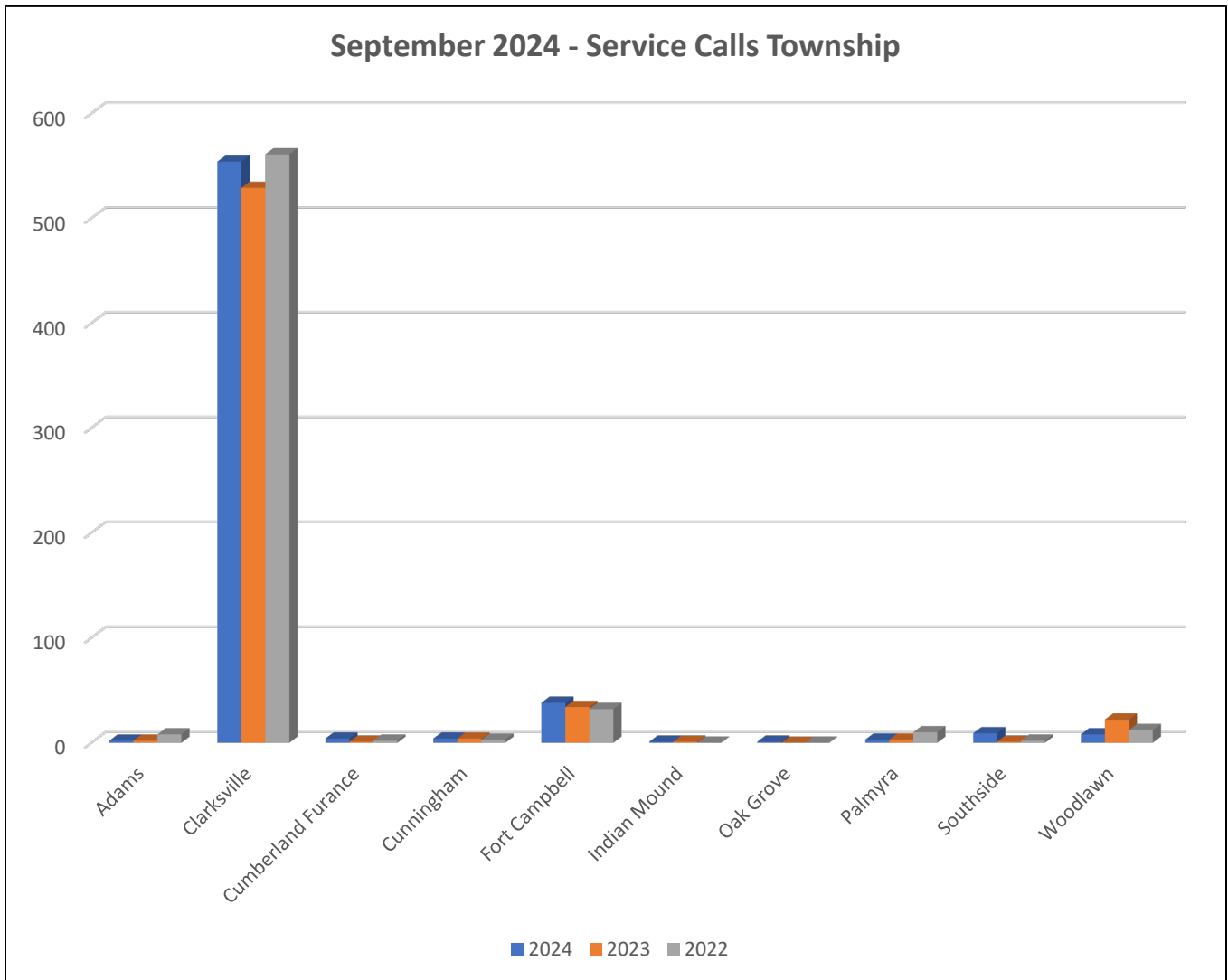
Service Calls by Jurisdiction	625
City of Clarksville	510
Montgomery County	76
Ft. Campbell	38
Out of County	1



September 2024 Shelter Report

Activity Calls by Townships

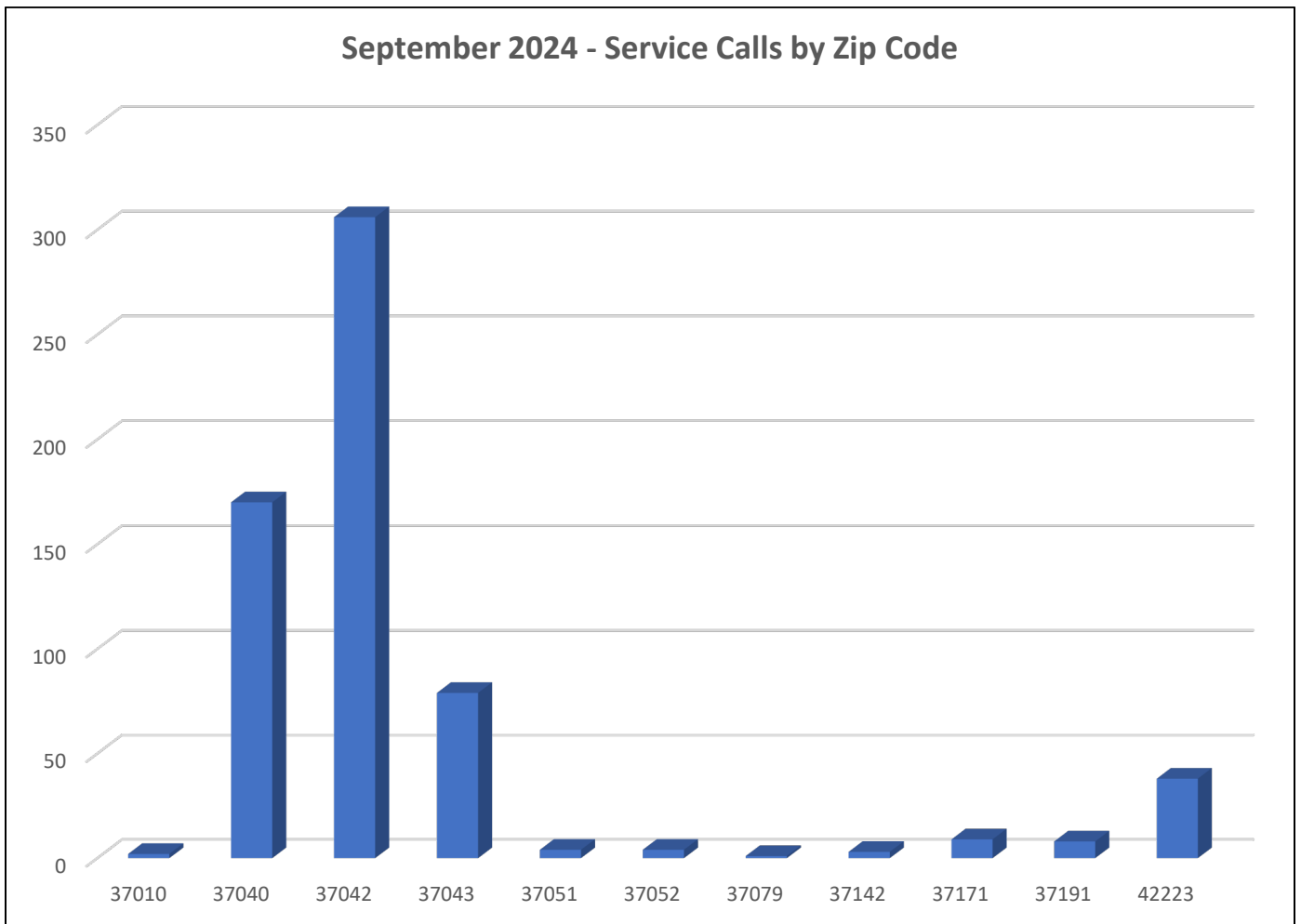
Service Calls by Township	625
Adams	2
Clarksville	554
Cumberland Furnace	4
Cumberland City	0
Cunningham	4
Fort Campbell	38
Indian Mound	1
Palmyra	3
Southside	9
Woodlawn	8
Other	1



September 2024 Shelter Report

Service Calls by Zip Code

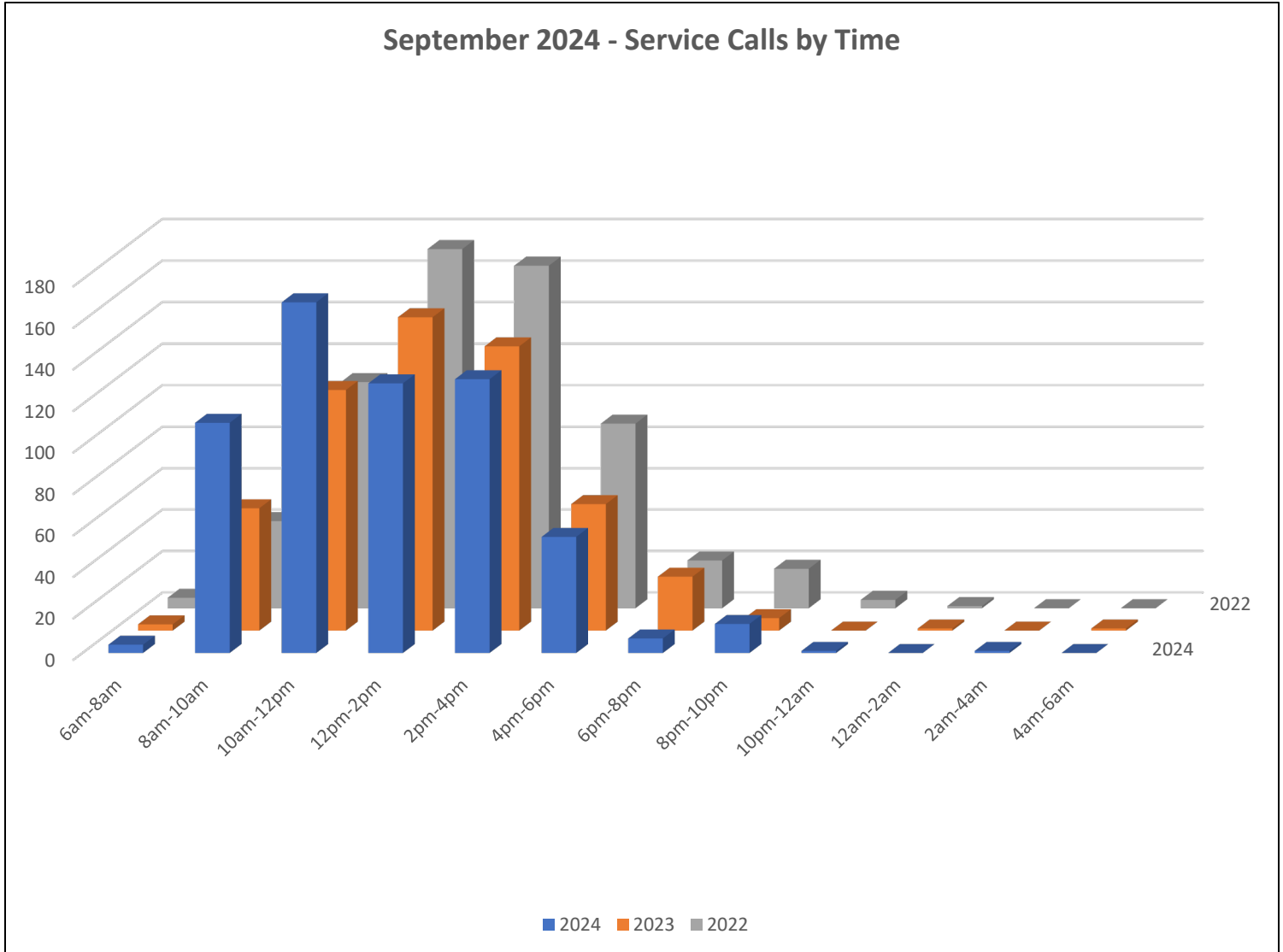
Service Calls Outcomes	625
37010	2
37040	170
37042	306
37043	79
37050	0
37051	4
37052	4
37079	1
37091	0
37142	3
37171	9
37191	8
42223	38
42240	0



September 2024 Shelter Report

Activity by Time of Day

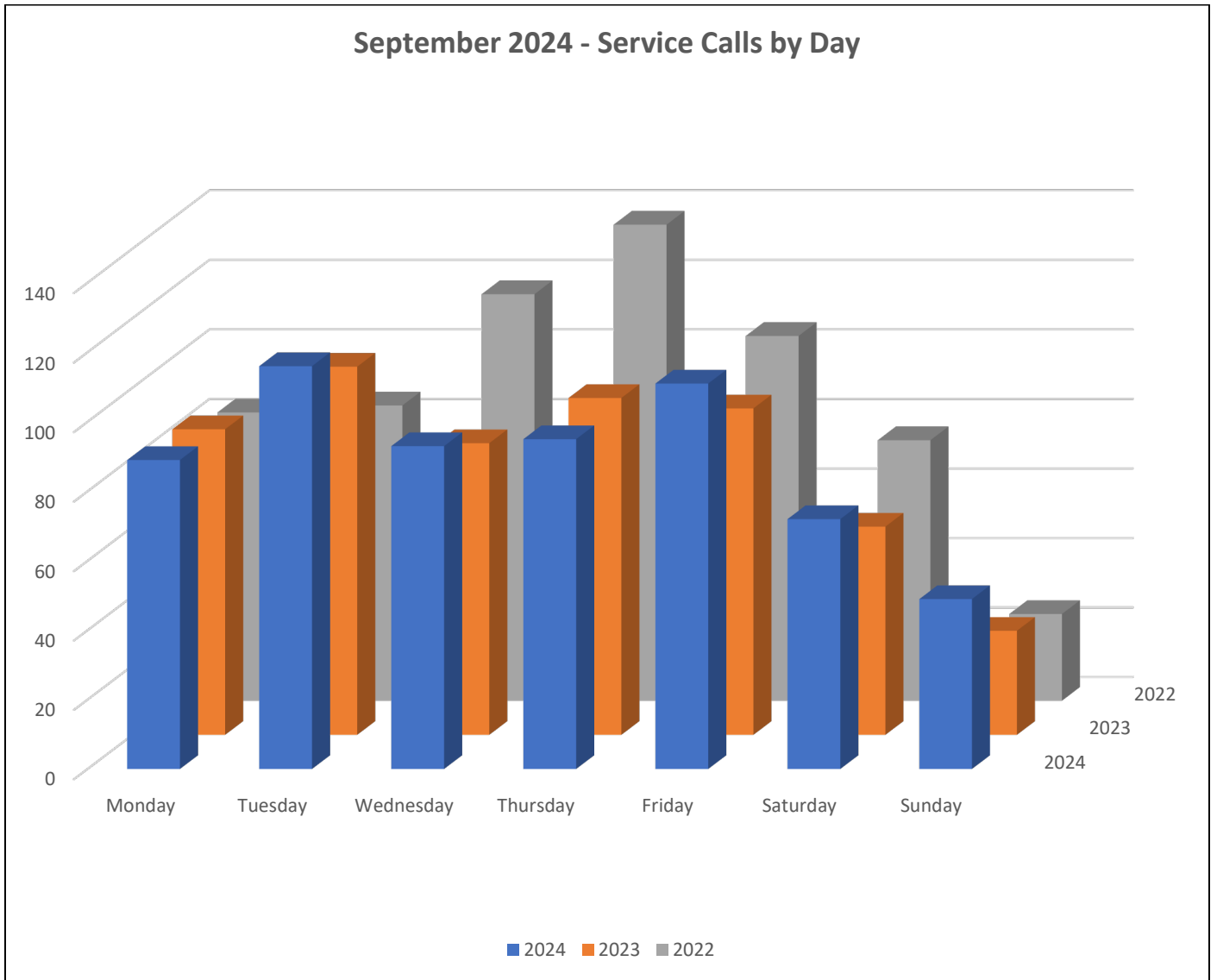
Service Calls by Time of Day	625
6am to 8am	4
8am to 10am	111
10am to 12pm	169
12pm to 2pm	130
2pm to 4pm	132
4pm to 6pm	56
6pm to 8pm	7
8pm to 10pm	14
10pm to 12am	1
12am to 2am	0
2am to 4am	1
4am to 6am	0



September 2024 Shelter Report

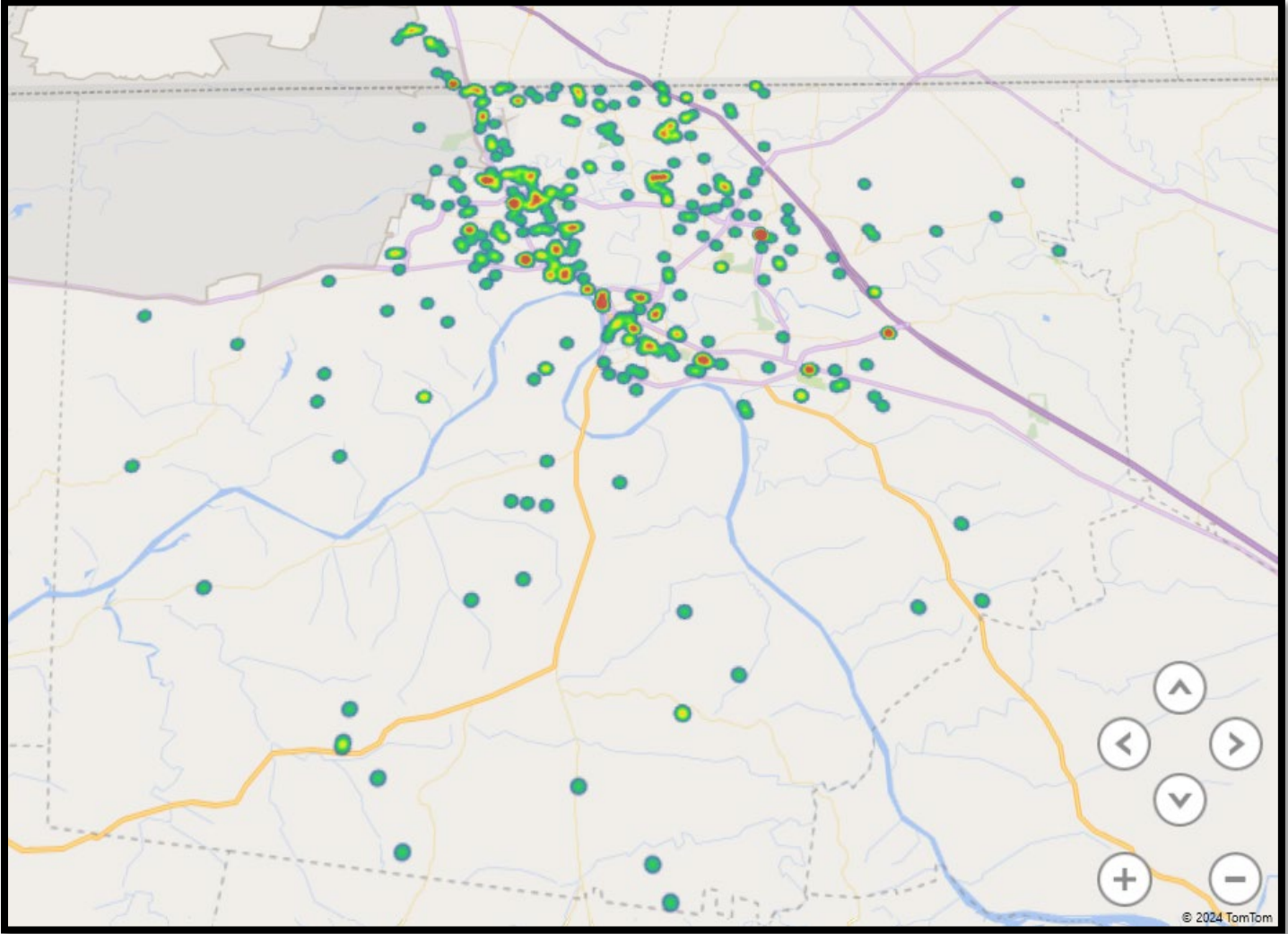
Activity by Day of Week

Service Calls by Day	625
Monday	89
Tuesday	116
Wednesday	93
Thursday	95
Friday	111
Saturday	72
Sunday	49



September 2024 Shelter Report

Activity Heat Map

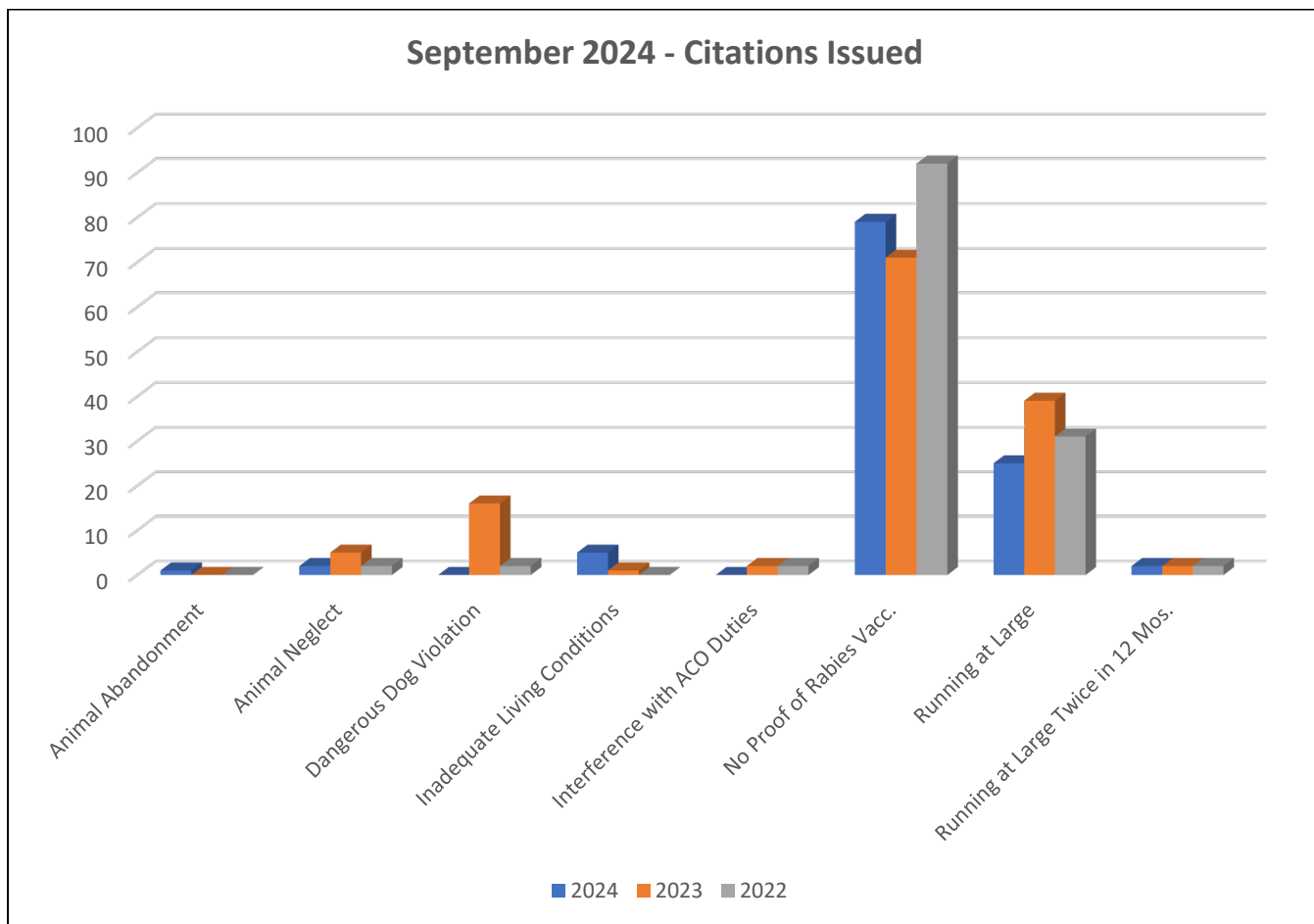


September 2024 Shelter Report

Citations Issued

Citations Issued	114
Animal Cruelty	0
Animal Neglect	2
Animal Abandonment	1
Barking Dog	0
Dangerous Dog Violation	0
Inadequate Living Conditions	5
Interference with Officer	0
No Proof of Rabies Vaccination	79
Running at Large	25
Running at Large Twice in 12 Months	2
Running at Large Fourth in 12 Months	0

Citation Outcomes	114
Sent to General Sessions	42
Rectified Prior to Court	33
Pending	32
Warning Citation	9



2024 Totals

Activity	Jan.	Feb.	Mar.	Apr.	May	Jun.	Jul.	Aug.	Sep.	Oct.	Nov.	Dec.	Total	2023	Trend	% Change
Owner Surrenders	52	44	29	56	44	49	62	69	67				474	661	576	
Intakes	340	329	336	411	476	491	542	504	431				3861	4,438	5,014	
Stray Dog	166	178	167	156	185	171	197	170	163				1553	1,792	2,046	
Stray Cat	63	64	74	107	170	181	221	169	136				1185	1,411	1,318	
Calls for Service	540	554	623	609	583	517	619	692	625				5362	7,130	6,852	
Euthanasia dog	37	54	15	28	56	52	71	38	41				392	419	484	
Euthanasia Cat	10	16	9	26	18	24	57	33	46				239	383	206	
Microchips Issued	152	102	149	150	137	137	158	197	156				1338	1,438	1,654	
Adoptions	141	122	155	129	131	132	174	193	178				1355	1,607	1,620	
Rescue/Transfer	53	54	57	79	134	105	91	84	58				715	972	964	
Incoming Phone Calls	1,926	2,200	2,421	2,507	2,296	2,295	2,552	2,363	2,091				20,651	26,816	27,290	
Visitors	1,081	1,364	1,411	941	1,120	1,262	1,576	1,699	1,402				11,856		14,358	

Live Release Rate%	Jan.	Feb.	Mar.	Apr.	May	Jun.	Jul.	Aug.	Sep.	Oct.	Nov.	Dec.	Total	2023	% Change
Dogs	76%	76%	93%	88%	79%	78%	73%	86%	82%				81%		
Cats	89%	80%	91%	81%	91%	84%	72%	81%	67%				82%		
Total Live Release	80%	77%	92%	85%	84%	81%	73%	84%	76%				81%		

2023 Totals

Activity	Jan.	Feb.	Mar.	Apr.	May	Jun.	Jul.	Aug.	Sep.	Oct.	Nov.	Dec.	Total	2022	% Change
Owner Surrenders	49	50	56	63	70	41	52	44	41	30	32	36	564	661	-14.6%
Intakes	348	334	354	386	478	427	426	412	419	450	379	319	4,732	4,438	6.2%
Stray Dog	148	139	179	172	198	166	185	170	161	162	163	134	1,977	1,792	9.3%
Stray Cat	85	74	57	101	134	141	114	131	164	152	116	85	1,654	1,411	14.6%
Calls for Service	641	609	745	703	742	667	555	601	561	556	519	522	7,421	7,130	4%
Euthanasia dog	42	34	47	46	48	66	60	53	59	53	47	28	553	419	30%
Euthanasia Cat	15	15	21	17	16	34	61	52	48	57	29	15	380	383	.7%
Microchips Issued	109	123	123	124	160	131	140	110	132	182	154	143	1,631	1,438	11.8%
Adoptions	122	130	121	106	147	131	144	113	138	171	152	133	1,608	1,607	.2%
Rescue/Transfer	68	44	54	70	39	52	23	38	51	51	36	47	573	972	-41%
Incoming Phone Calls	2,347	1,913	2,345	2,225	2,540	2,246	2,266	2,454	2,131	2,257	1,967	2,125	26,816	--	--

Live Release Rate%	Jan.	Feb.	Mar.	Apr.	May	Jun.	Jul.	Aug.	Sep.	Oct.	Nov.	Dec.	Total	2022	% Change
Dogs	89%	83%	81%	80%	82%	71%	75%	74%	67%	75%	80%	76%	78%	84%	-9%
Cats	91%	84%	78%	83%	85%	72%	57%	54%	71%	69%	80%	88%	76%	72%	5.2%
Total Live Release	90%	83%	80%	81%	82%	71%	68%	67%	69%	72%	80%	82%	77%	80%	-3.7%

2022 Totals

Activity	Jan.	Feb.	Mar.	Apr.	May	Jun.	Jul.	Aug.	Sep.	Oct.	Nov.	Dec.	Total	2021	% Change
Owner Surrenders	31	110	75	41	31	56	36	47	54	48	49	52	661	633	4%
Intakes	234	320	329	313	384	396	313	508	456	434	369	382	4,438	3,761	15%
Stray Dog	114	109	150	108	119	129	158	202	171	153	166	192	1,792	1,435	20%
Stray Cat	67	47	80	129	195	175	91	177	164	146	78	62	1,411	1,065	25%
Calls for Service	397	409	614	615	592	628	637	649	630	642	636	681	7,130	5,328	25%
Euthanasia dog	19	32	27	21	24	35	36	64	55	27	50	64	419	232	45%
Euthanasia Cat	11	27	30	18	29	84	42	52	73	66	46	18	383	350	8%
Microchips Issued	128	99	150	123	140	144	193	172	128	170	135		1,438	1,636	-12%
Adoptions	137	99	142	122	110	142	184	187	141	186	122	177	1,607	1,523	5%
Rescue/Transfer	60	68	75	131	77	68	35	85	83	63	46	67	790	972	-18%
Incoming Phone Calls	**	**	**	**	**	**	**	**	**	2,400	2,192	2,155	6,747	---	---

Live Release Rate%	Jan.	Feb.	Mar.	Apr.	May	Jun.	Jul.	Aug.	Sep.	Oct.	Nov.	Dec.	Total	2021	% Change
Dogs	89.4%	83%	87%	91%	88%	85%	86%	76%	76%	89%	76%	77%	84%	86%	-2%
Cats	90%	73%	75%	88%	78%	54%	71%	71%	56%	65%	60%	87%	72%	72%	0%
Total Live Release	89.4%	80%	83%	90%	84%	72%	80%	74%	67%	78%	71%	81%	80%	85%	-5%