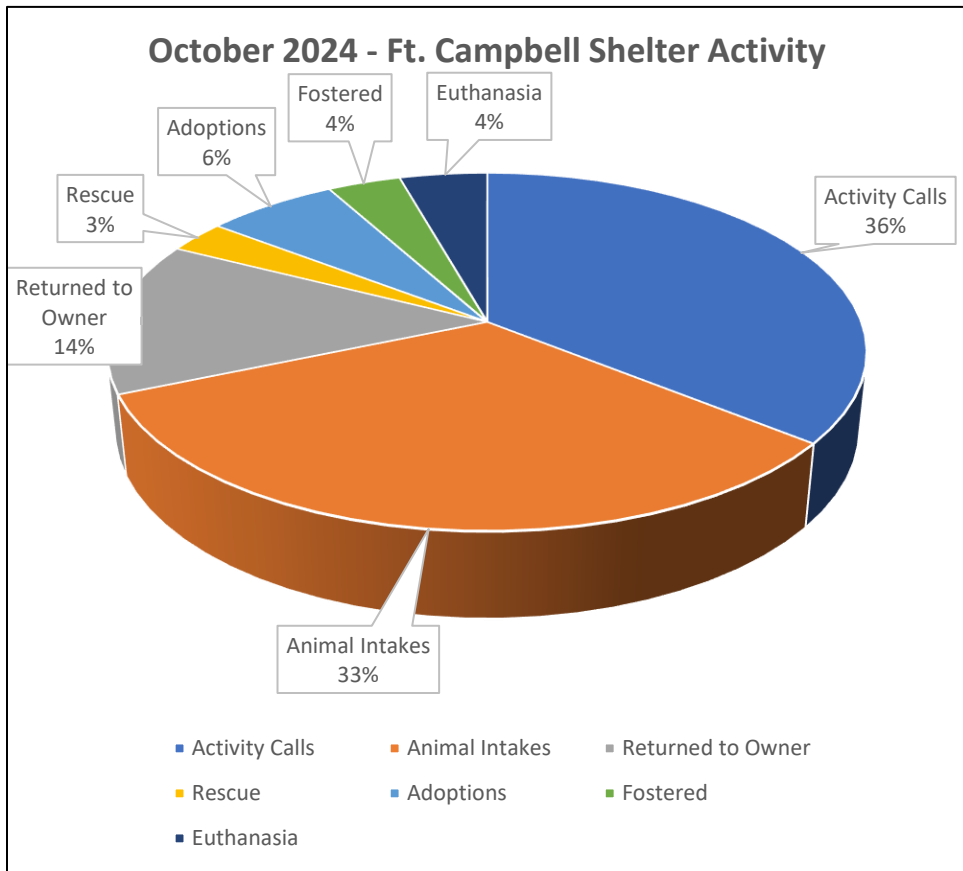




# October 2024 Ft. Campbell Shelter Report

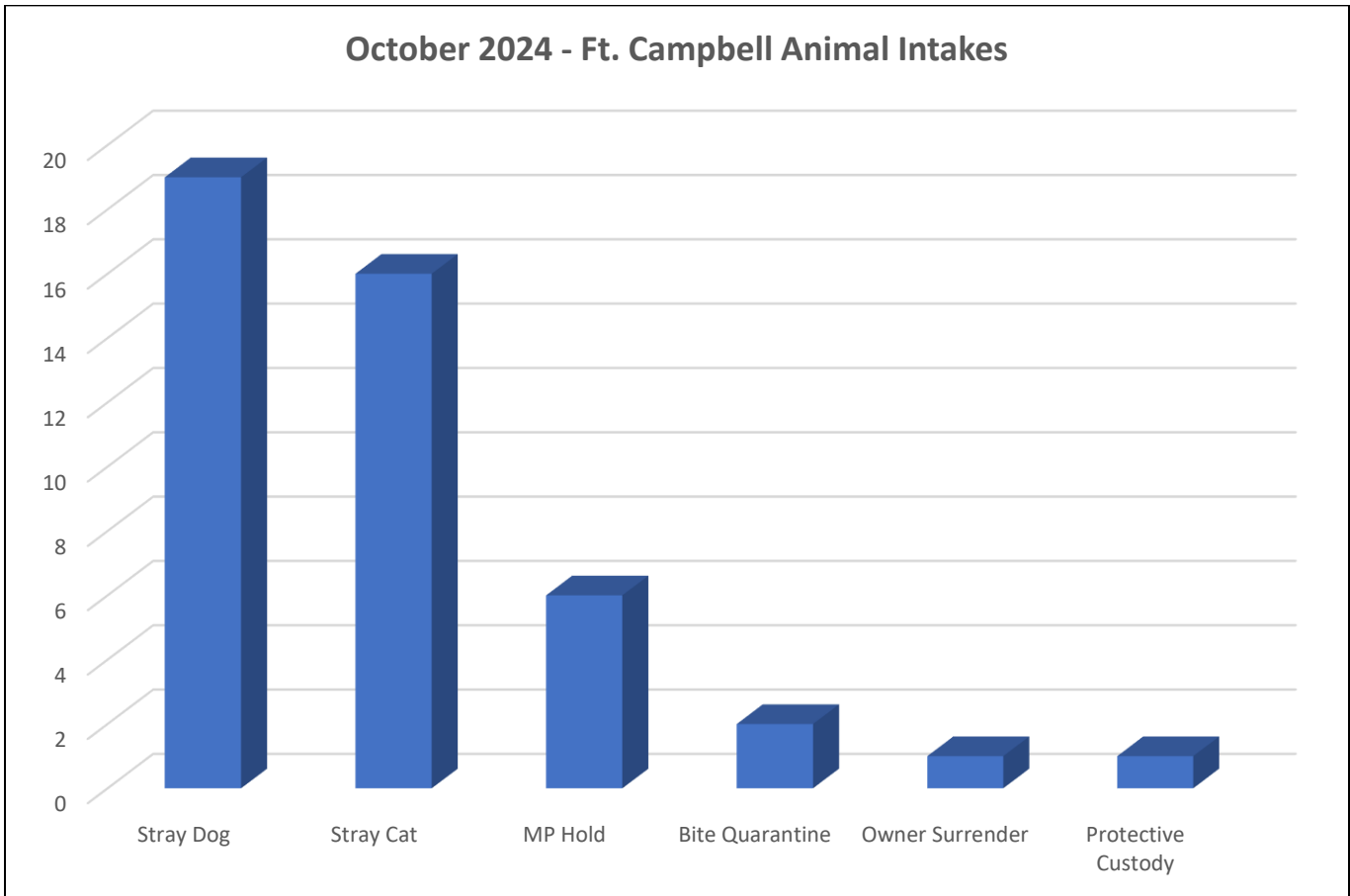
October 2024	
Activity Calls	<b>49</b>
Animal Intakes	<b>45</b>
Dogs	27
Cats	18
Other	0
<b>Incoming Per Day</b>	<b>1.6</b>
Returned to Owner	<b>19</b>
Dogs – In Field	4
Cats – In Field	0
Dogs – From Shelter	14
Cats – From Shelter	1
Rescue Transfers	<b>4</b>
Dogs Transferred	2
Cats Transferred	2
Animals Adopted	<b>10</b>
Dogs Altered	0
Dogs Unaltered	4
Cats Altered	0
Cats Unaltered	6
Rabbit	0
Fostered	<b>5</b>
Dogs Fostered	0
Cats Fostered	5
Euthanasia	<b>6</b>
Dogs Euthanized	2
Cats Euthanized	4
TNR/Returned to Field	<b>0</b>
Visitors to Shelter	<b>175</b>
Avg. Visitors per Day	5.5



# October 2024 Ft. Campbell Shelter Report

## Animal Intake Reasons

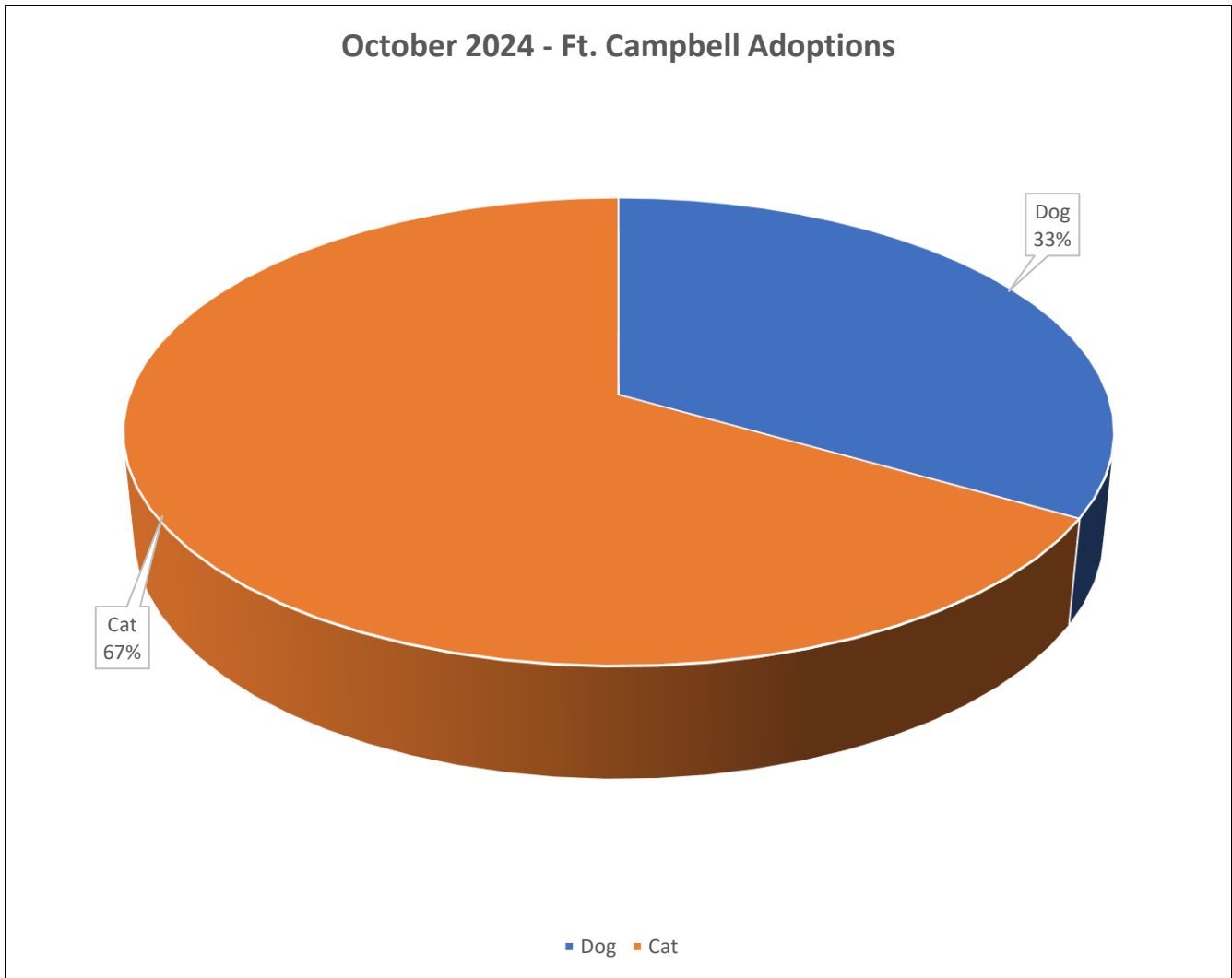
Intake Reasons	45
Stray Dog	19
Stray Cat	16
MP Hold	6
Returned Adoption	0
Abandoned	0
Protective Custody	1
Owner Surrender	1
Bite Quarantine	2
Foster Return	0



# October 2024 Ft. Campbell Shelter Report

## Animal Adoptions

Adoptions	10
Dogs/Puppies – Altered	0
Dogs/Puppies – Unaltered	4
Cats/Kittens – Altered	0
Cats/Kittens – Unaltered	6

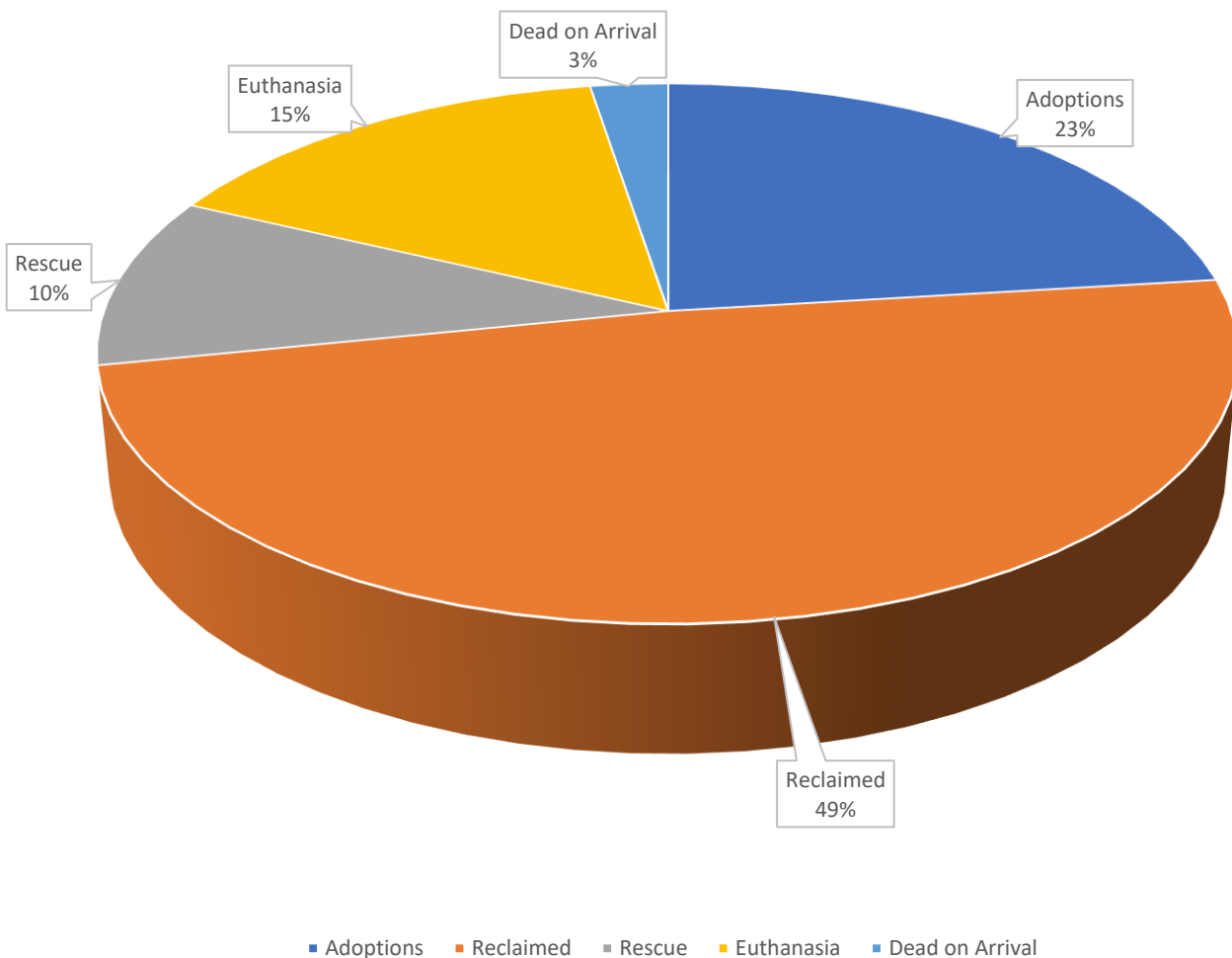


# October 2024 Ft. Campbell Shelter Report

## Outcomes

Animal Outcomes	39
Adoptions	9
Fostered	0
Reclaimed	19
Transferred to Rescue	4
Euthanasia	6
Dead on Arrival	1

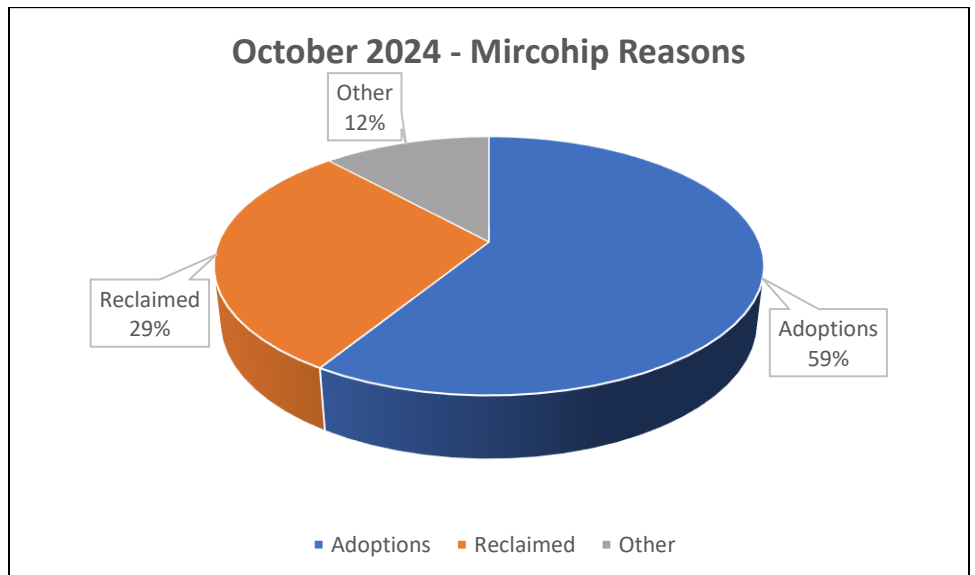
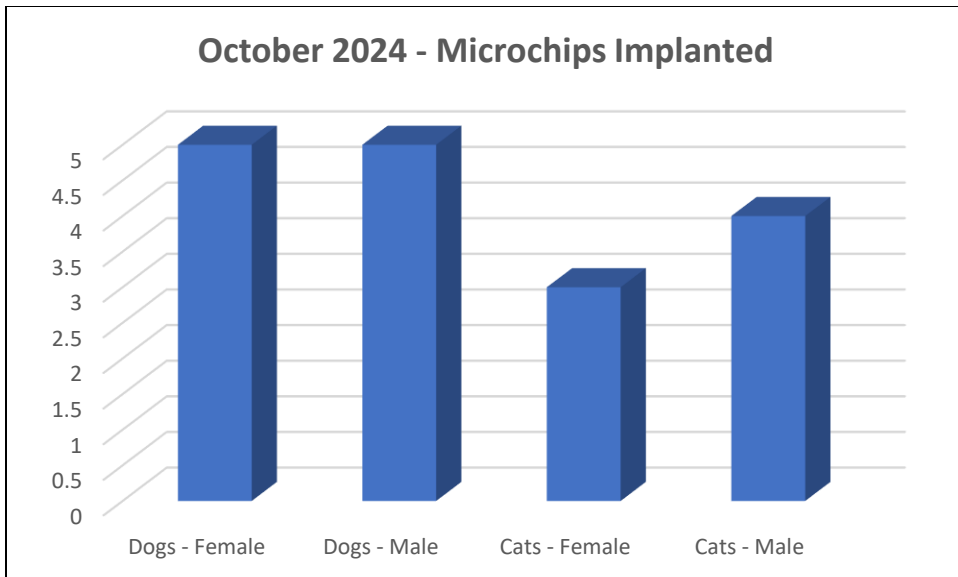
October 2024 - Ft. Campbell Animal Outcomes



# October 2024 Ft. Campbell Shelter Report

## Microchips Issued

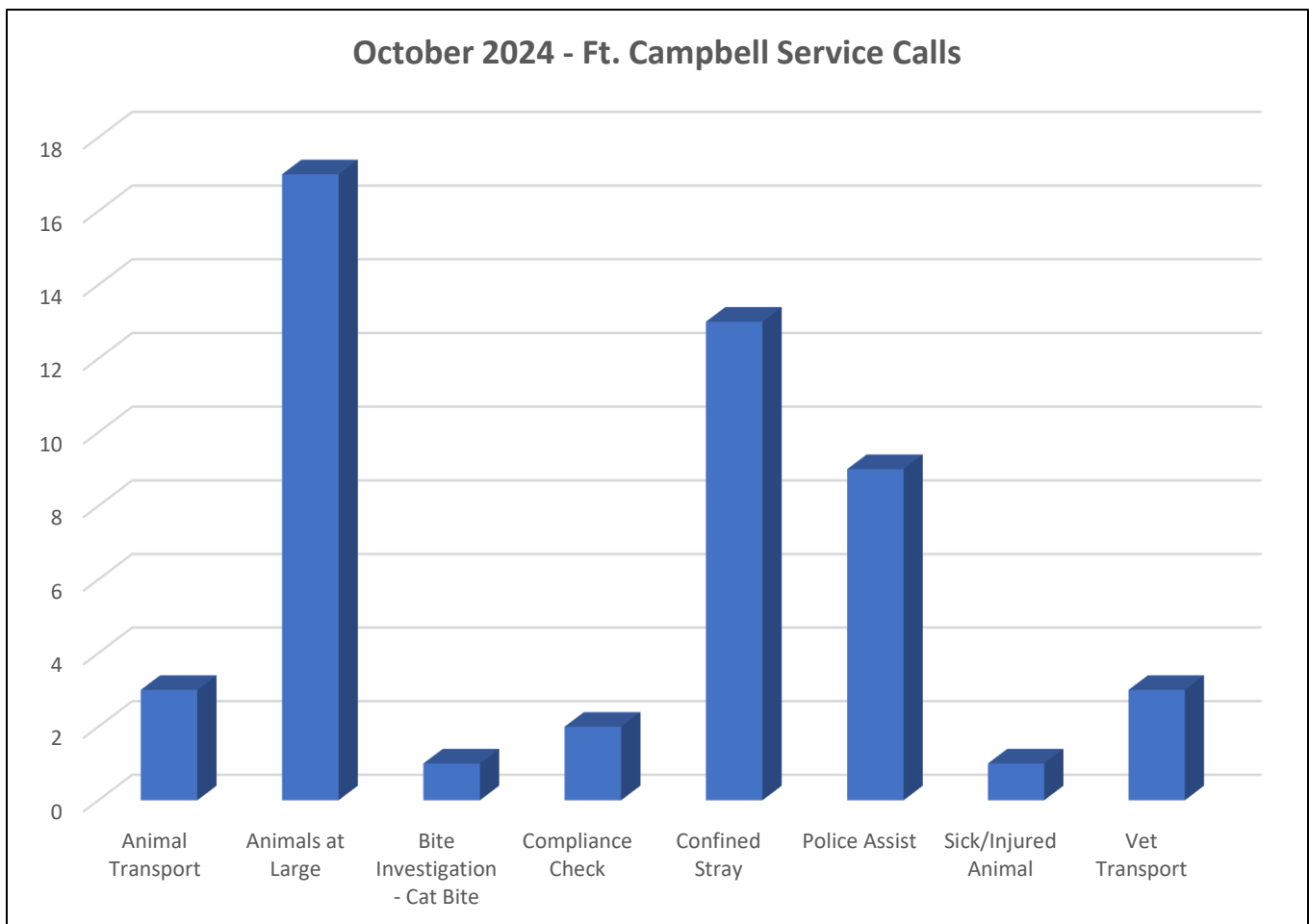
Microchips Implanted	17
Dogs – Female	5
Dogs – Male	5
Cats – Female	3
Cats – Male	4
Adoptions	10
Reclaimed	5
Other	2



# October 2024 Ft. Campbell Shelter Report

## Activity Calls

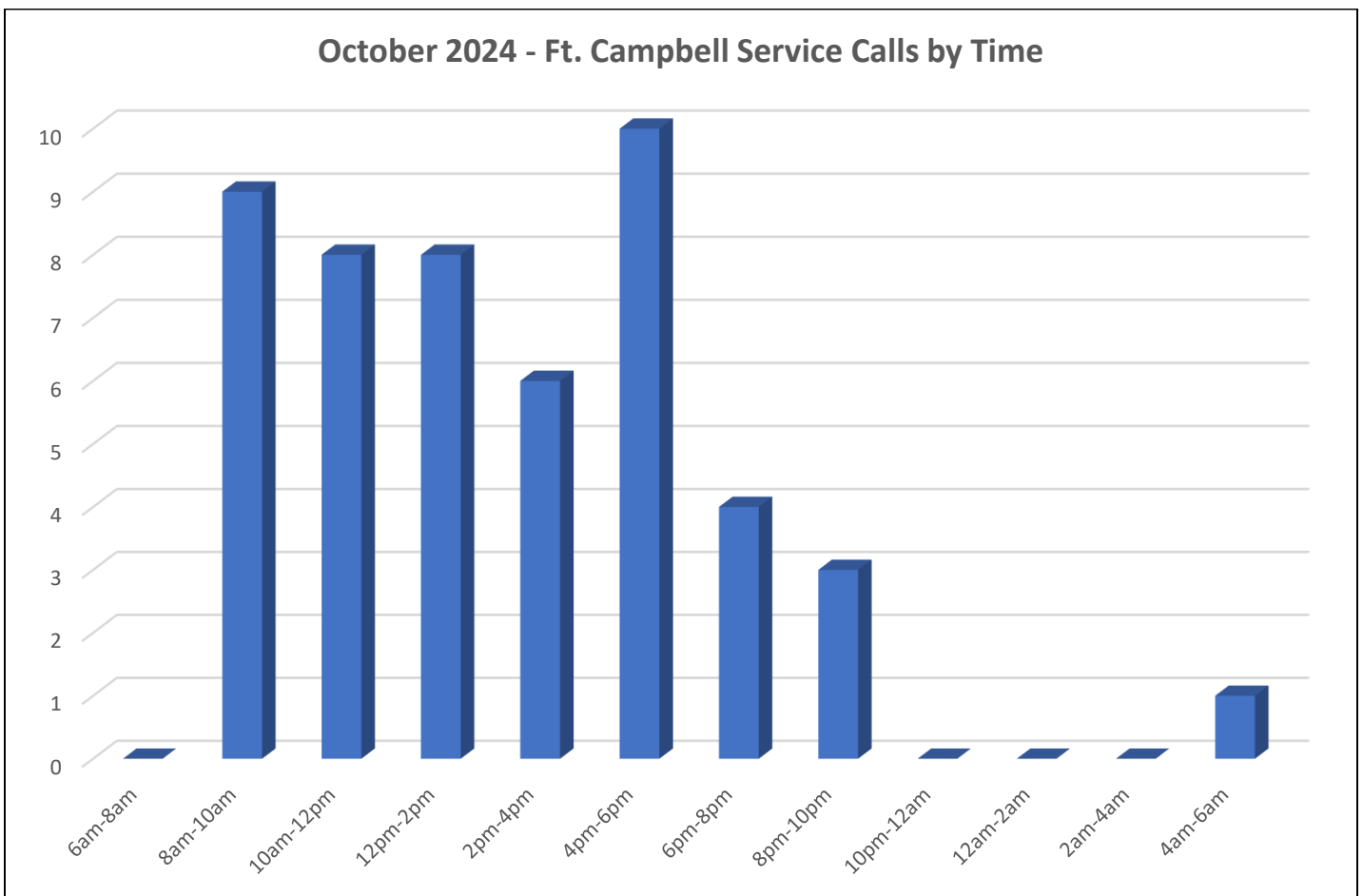
Service Calls	49
Animal Transport	3
Aggressive/Dangerous Dog	0
Animals at Large	17
Bite Investigation	1
Community Assist	0
Compliance Check	2
Confined Stray	13
Dog in School	0
Owner Notification	0
Police Assist	9
Vet Transport	3
Sick/Injured Animal	1
Welfare/Neglect	0
Deceased Animal Pickup	0



# October 2024 Ft. Campbell Shelter Report

## Activity by Time of Day

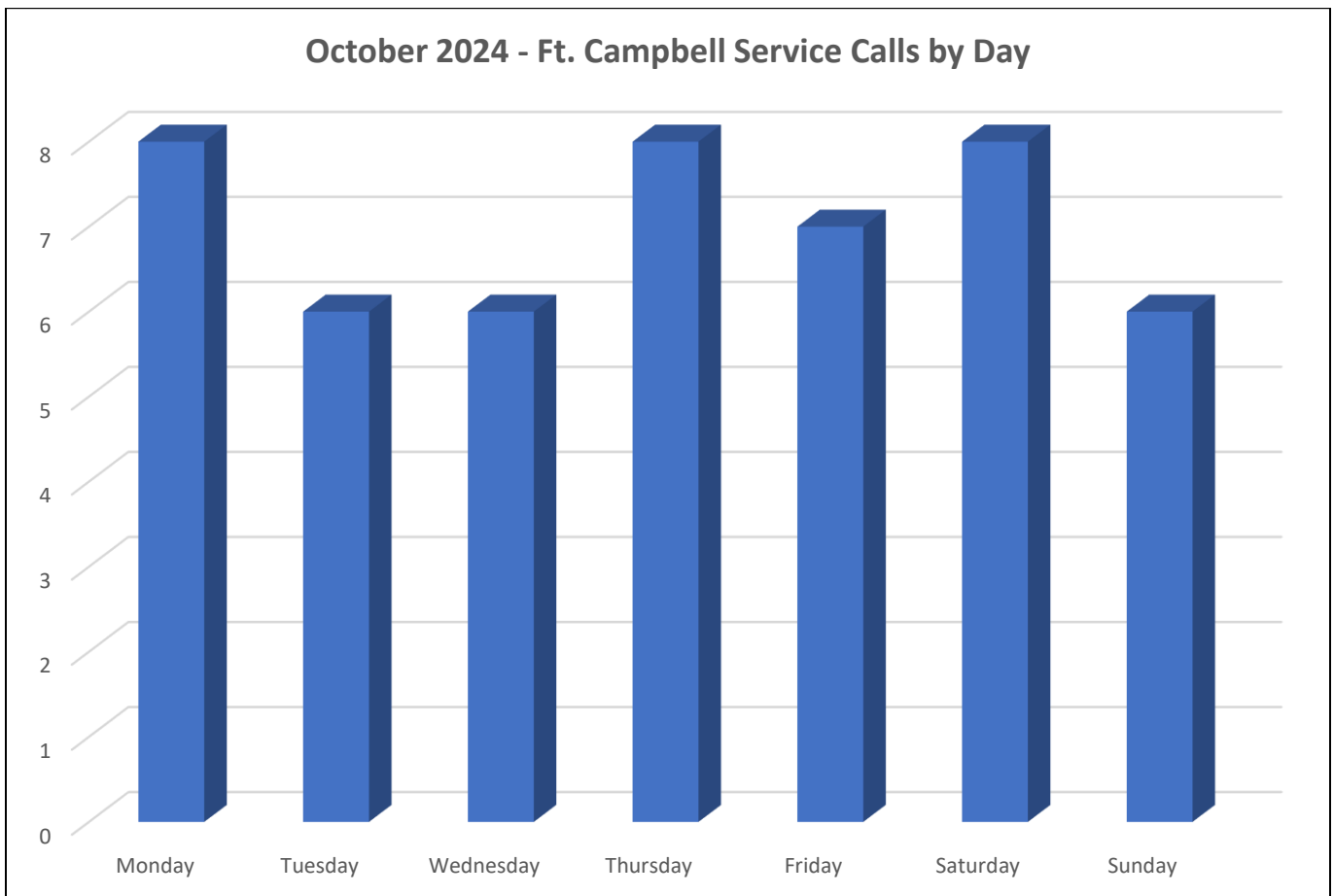
Service Calls by Time of Day	49
6am to 8am	0
8am to 10am	9
10am to 12pm	8
12pm to 2pm	8
2pm to 4pm	6
4pm to 6pm	10
6pm to 8pm	4
8pm to 10pm	3
10pm to 12am	0
12am to 2am	0
2am to 4am	0
4am to 6am	1



# October 2024 Ft. Campbell Shelter Report

## Activity by Day of Week

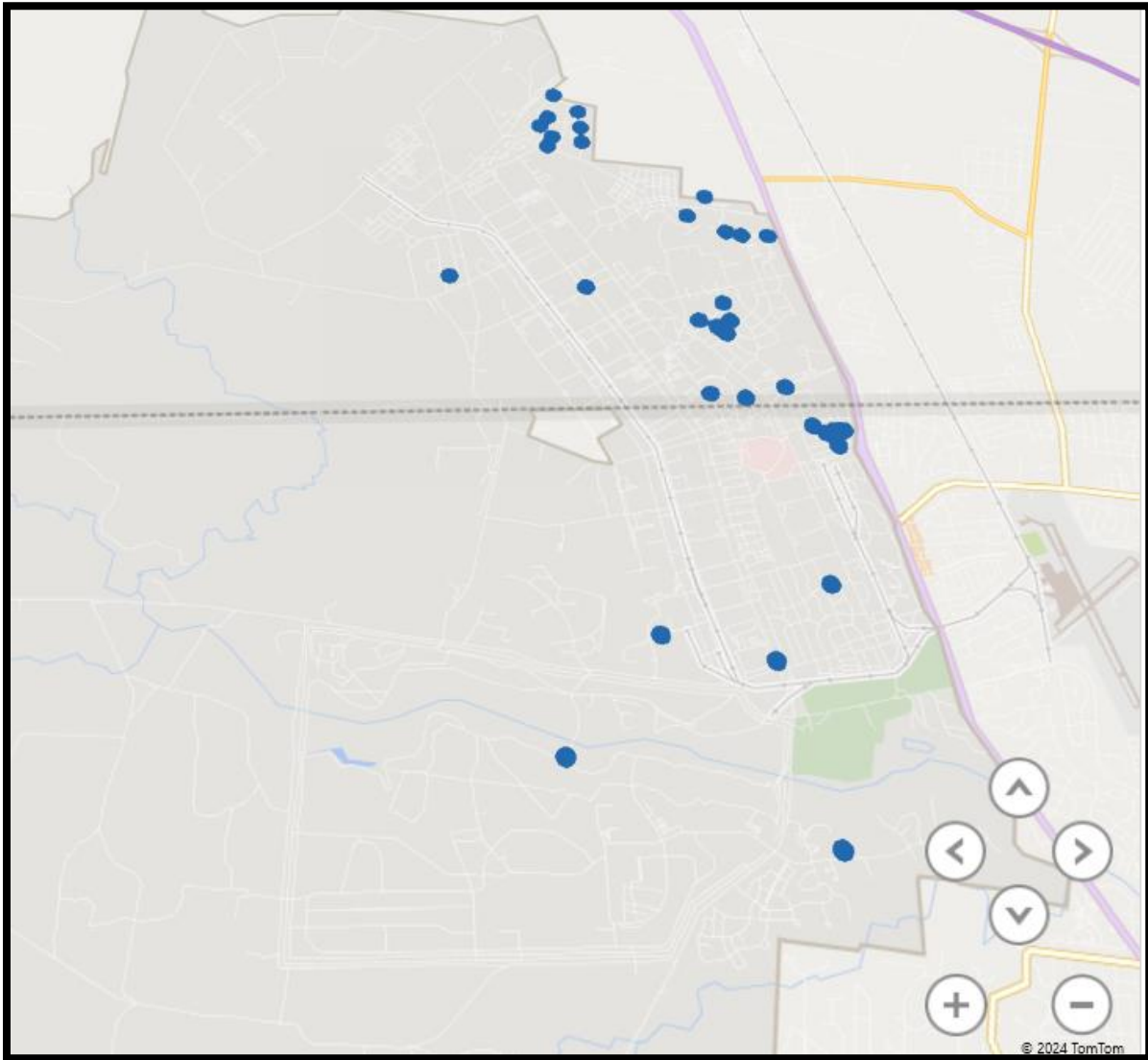
Service Calls by Day	49
Monday	8
Tuesday	6
Wednesday	6
Thursday	8
Friday	7
Saturday	8
Sunday	6





# October 2024 Ft. Campbell Shelter Report

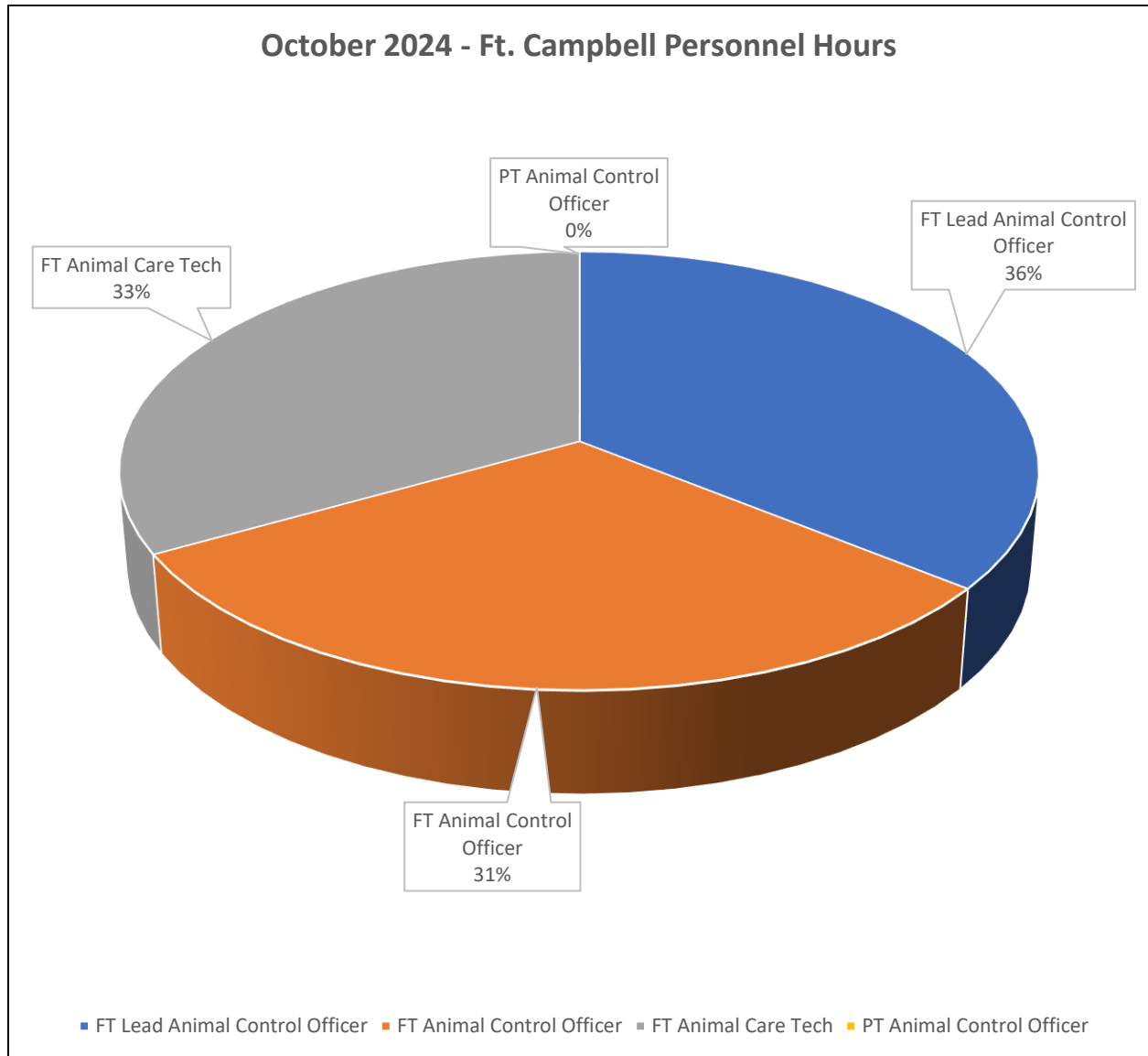
## Activity Heat Map



# October 2024 Ft. Campbell Shelter Report

## Personnel Staffing Hours

Personnel Hours	573
FT Lead Animal Control Officer	205
FT Animal Control Officer	178
PT Animal Control Officer	0
FT Animal Care Tech	190



## 2024 Totals

Activity	Jan.	Feb.	Mar.	Apr.	May	Jun.	Jul.	Aug.	Sep.	Oct.	Nov.	Dec.	Total	2023	% Change
<b>Owner Surrenders</b>	1	0	0	2	0	0	1	0	0	1			5	0	
Intakes	31	21	35	46	34	40	40	63	26	45			341	405	
Stray Dog	19	10	30	29	18	13	18	14	14	19			171	168	
Stray Cat	9	5	2	9	7	15	18	26	6	16			126	156	
Calls for Service	25	35	54	51	45	30	35	34	38	49			366	453	
Euthanasia dog	0	4	0	1	1	3	4	2	4	2			18	11	
Euthanasia Cat	1	2	0	1	0	1	1	5	0	4			14	19	
Microchips Issued	16	15	16	18	10	7	11	21	21	17			145	153	
Adoptions	14	13	9	11	8	6	10	12	17	10			104	146	
Rescue/Transfer	1	5	3	2	0	0	8	13	1	4			37	33	
Incoming Phone Calls	--	--	--	--	--	--	--	--	--	--			--	--	

Live Release Rate%	Jan.	Feb.	Mar.	Apr.	May	Jun.	Jul.	Aug.	Sep.	Oct.	Nov.	Dec.	Total	2022	% Change
<b>Dogs</b>	100%	83%	100%	97%	96%	79%	81%	93%	76%	90%			89.5%		
<b>Cats</b>	92%	75%	100%	75%	100%	75%	92%	58%	100%	67%			84%		
<b>Total Live Release</b>	95%	81%	100%	94%	96%	78%	85%	83%	86%	82%			88%		

## 2023 Totals

Activity	Jan.	Feb.	Mar.	Apr.	May	Jun.	Jul.	Aug.	Sep.	Oct.	Nov.	Dec.	Total	2022	% Change
<b>Owner Surrenders</b>	0	0	0	0	0	0	0	0	0	0	0	0	0	0	0
Intakes	43	27	26	34	48	36	42	47	57	29	39	31	405	375	7.4%
Stray Dog	13	11	16	14	31	16	22	19	23	10	12	12	168	142	15.4%
Stray Cat	12	6	6	12	13	14	9	16	27	18	22	14	156	107	31.4%
Calls for Service	29	41	48	51	69	51	45	37	40	37	36	38	453	307	32%
Euthanasia dog	2	1	1	1	1	1	1	1	1	1	1	0	11	8	27%
Euthanasia Cat	1	0	1	2	0	1	0	2	4	4	4	0	19	4	78%
Microchips Issued	9	12	17	6	26	15	17	16	19	14	14	14	153	152	.6%
Adoptions	8	9	8	9	18	11	16	15	15	27	13	15	146	101	31%
Rescue/Transfer	2	4	4	2	3	2	0	3	0	6	10	0	33	--	--
Incoming Phone Calls	n/a	n/a	n/a	n/a	n/a	n/a	n/a	n/a	n/a	n/a	n/a	n/a	n/a	--	--

Live Release Rate%	Jan.	Feb.	Mar.	Apr.	May	Jun.	Jul.	Aug.	Sep.	Oct.	Nov.	Dec.	Total	2022	% Change
<b>Dogs</b>	89%	96%	93%	95%	95%	95%	96%	96%	93%	94%	96%	100%	95%	95%	0%
<b>Cats</b>	92%	100%	91%	60%	100%	88%	100%	80%	80%	83%	75%	100%	87.4%	94%	-7.5%
<b>Total Live Release</b>	90%	98%	92%	90%	96%	93%	97%	91%	86%	87.5%	88%	100%	92.4%	94%	-1.7%