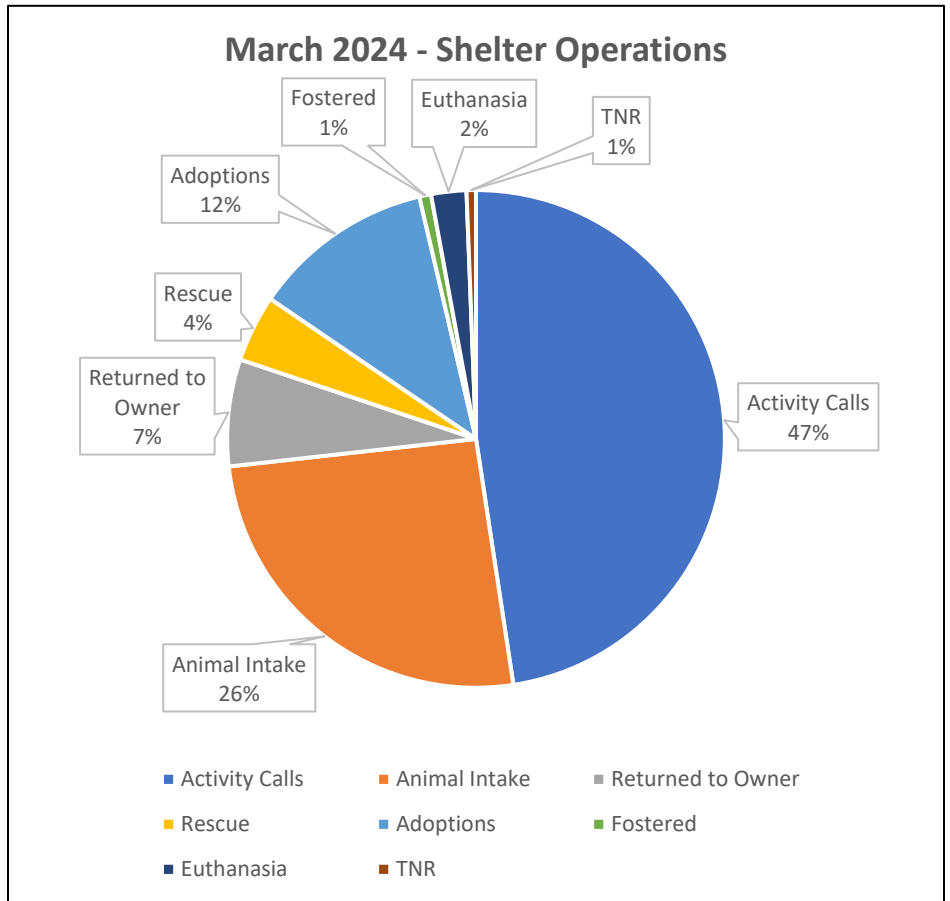




March 2024 Shelter Report

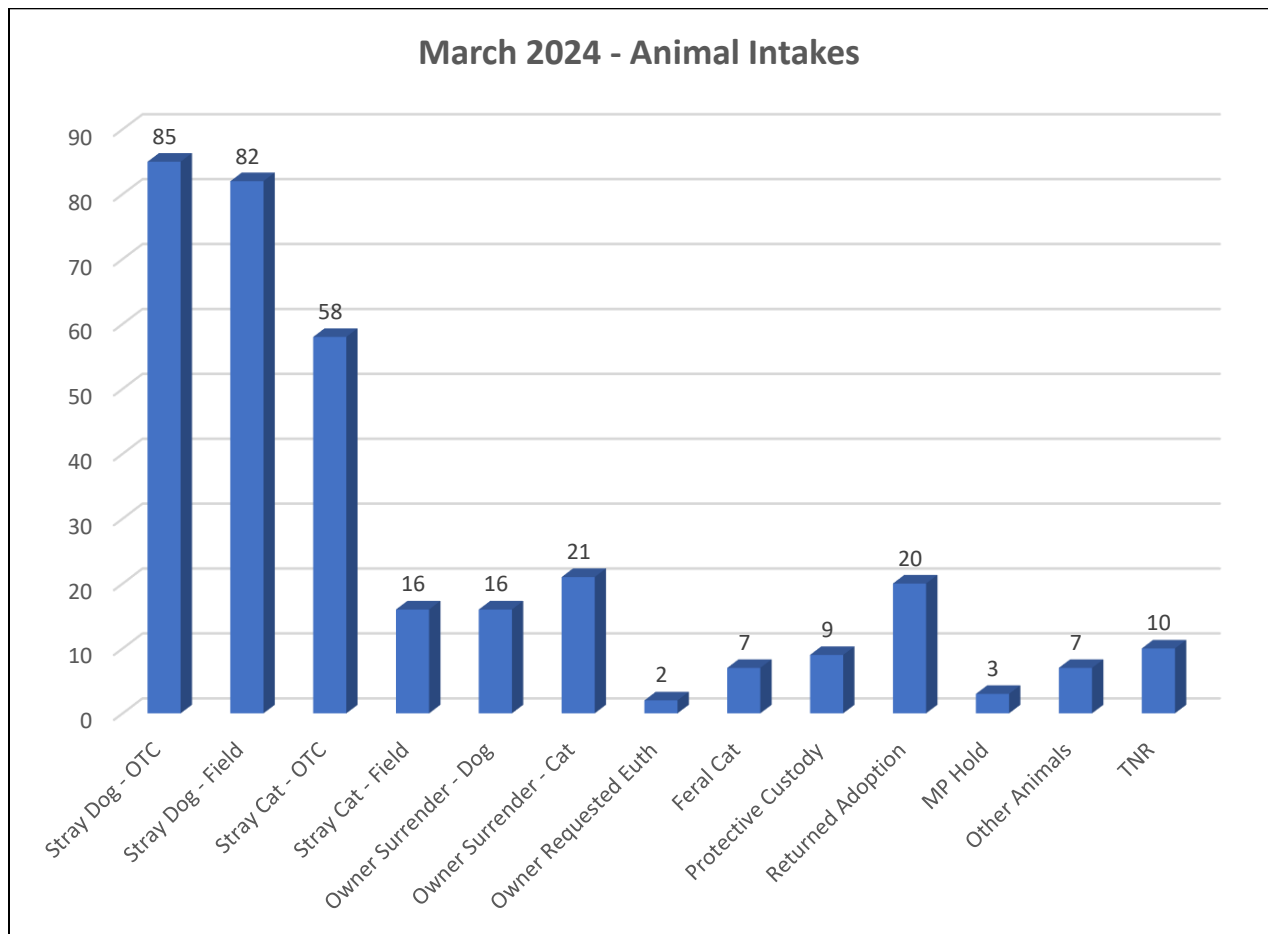
March 2024	
Activity Calls	623
Animal Intakes	336
Dogs	210
Cats	117
Other	8
Incoming Per Day	13.5
Returned to Owner	91
Dogs – In Field	18
Cats – In Field	0
Dogs – From Shelter	72
Cats – From Shelter	1
Rescue Transfers	57
Dogs Transferred	20
Cats Transferred	37
Animals Adopted	155
Dogs Adopted	107
Cats Adopted	48
Other Animals	0
Fostered	10
Dogs Fostered	8
Cats Fostered	2
Euthanasia	24
Dogs Euthanized	15
Cats Euthanized	9
TNR/Returned to Field	8
Visitors to Shelter	1,411
Avg. Visitors per Day	65
Incoming Phone Calls	2,421
Avg. Calls per Day	97



March 2024 Shelter Report

Animal Intake Reasons

Intake Reasons	336
Stray Dog – OTC	85
Stray Dog – Field	82
Stray Cat – OTC	58
Stray Cat – Field	16
Abandoned Animal	0
Owner Surrender – Dog	16
Owner Surrender - Cat	21
Owner Surrender - Other	0
Owner Euth. Request	2
Feral Cat	7
Protective Custody	9
Returned Adoption	20
MP Hold – Ft. Campbell	3
Born in Shelter	0
Foster Returned	0
Other Animals	7
TNR/RTF Cats	10

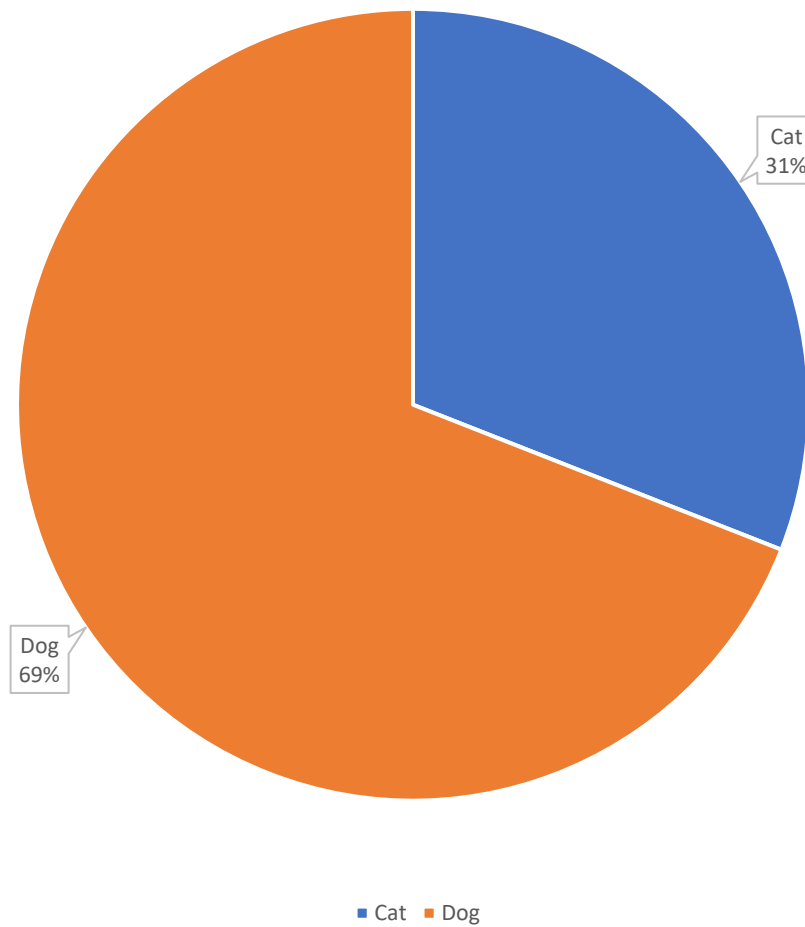


March 2024 Shelter Report

Animal Adoptions

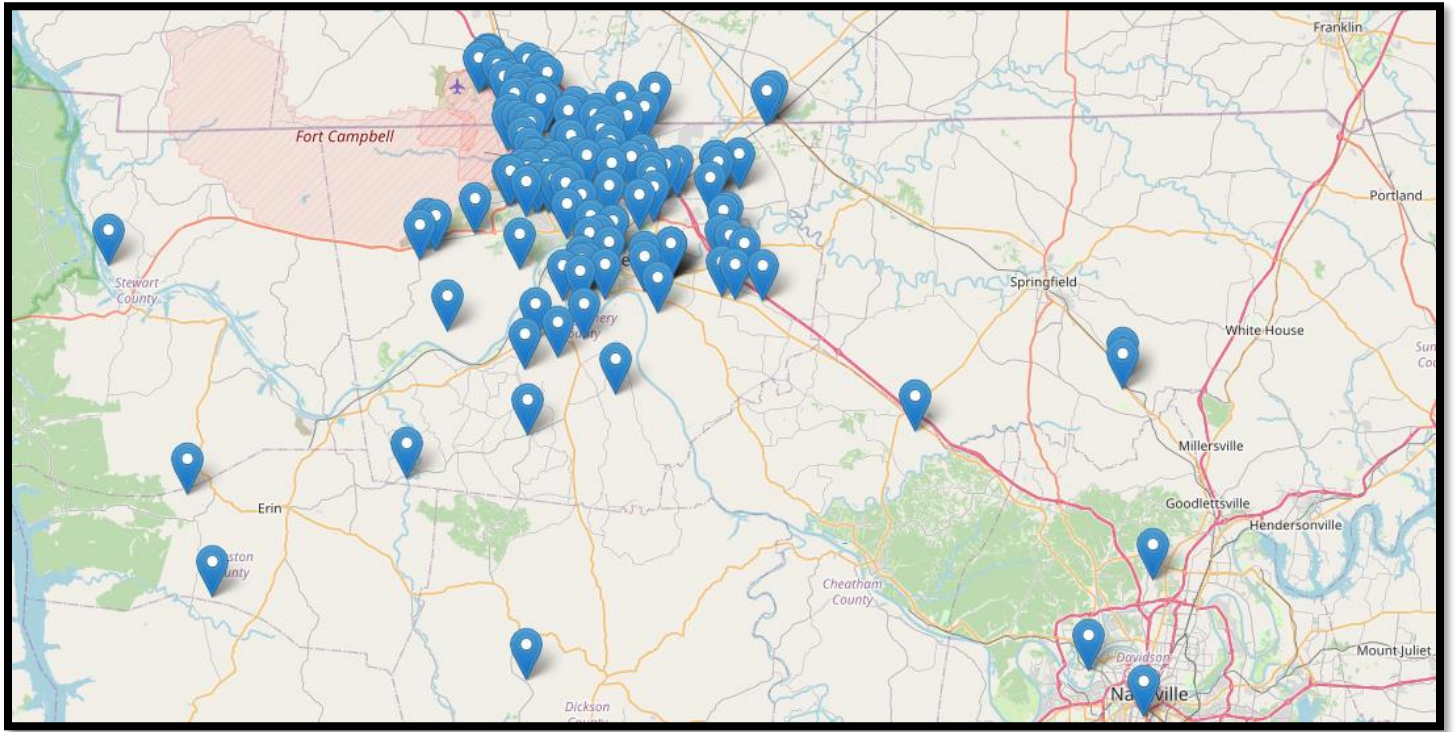
Adoptions	155
Dogs/Puppies	107
Cats/Kittens	45
Other Animals	0

March 2024 - Animal Adoptions



March 2024 Shelter Report

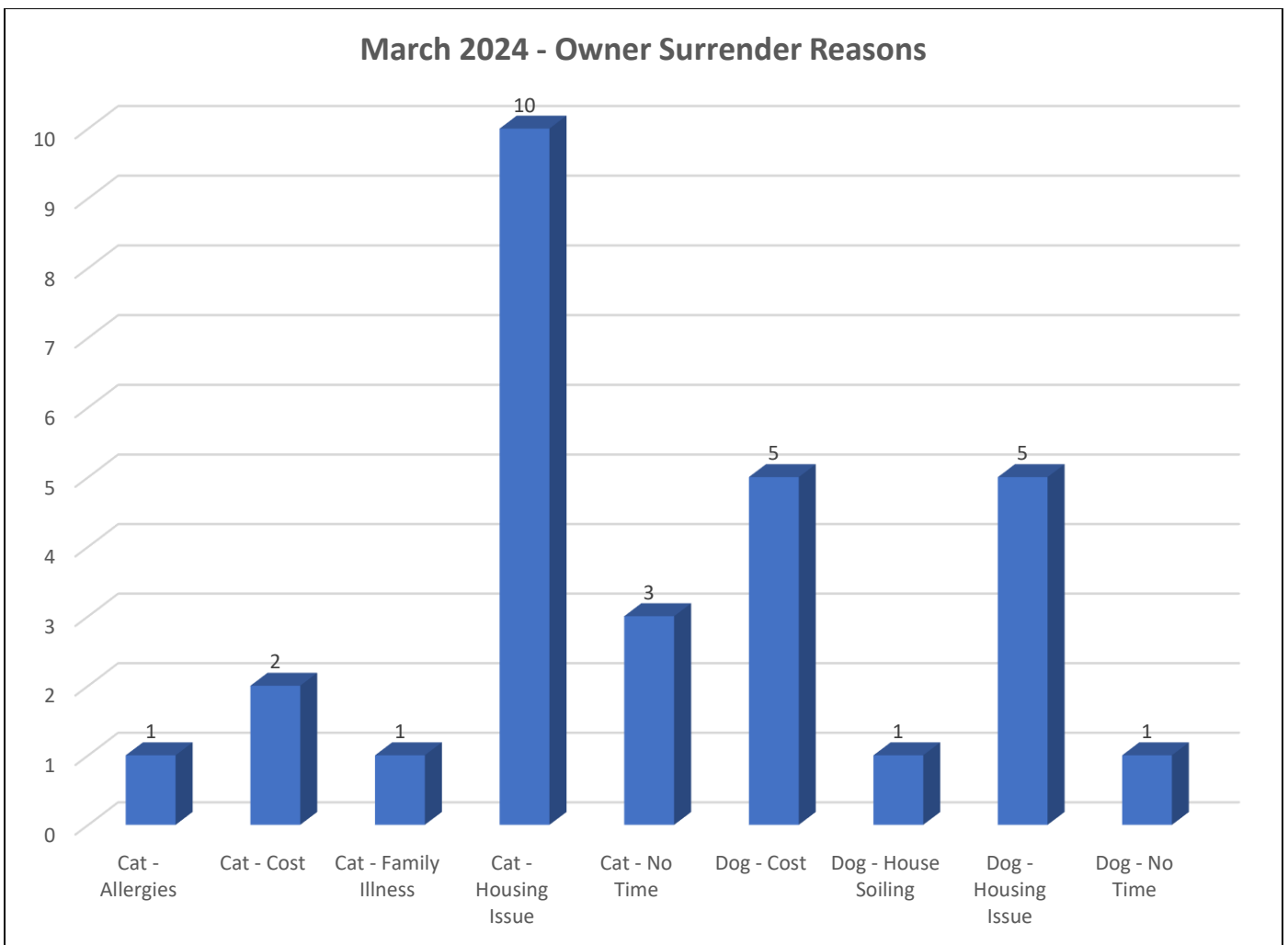
Adoptions Map



March 2024 Shelter Report

Owner Surrenders

Owner Surrender Reason	29
Cat – Allergies	1
Cat – Cost	2
Cat – Family Illness	1
Cat – Housing Issue	10
Cat – No Time	3
Dog – Cost	5
Dog – House Soiling	1
Dog – Housing Issue	5
Dog – No Time	1

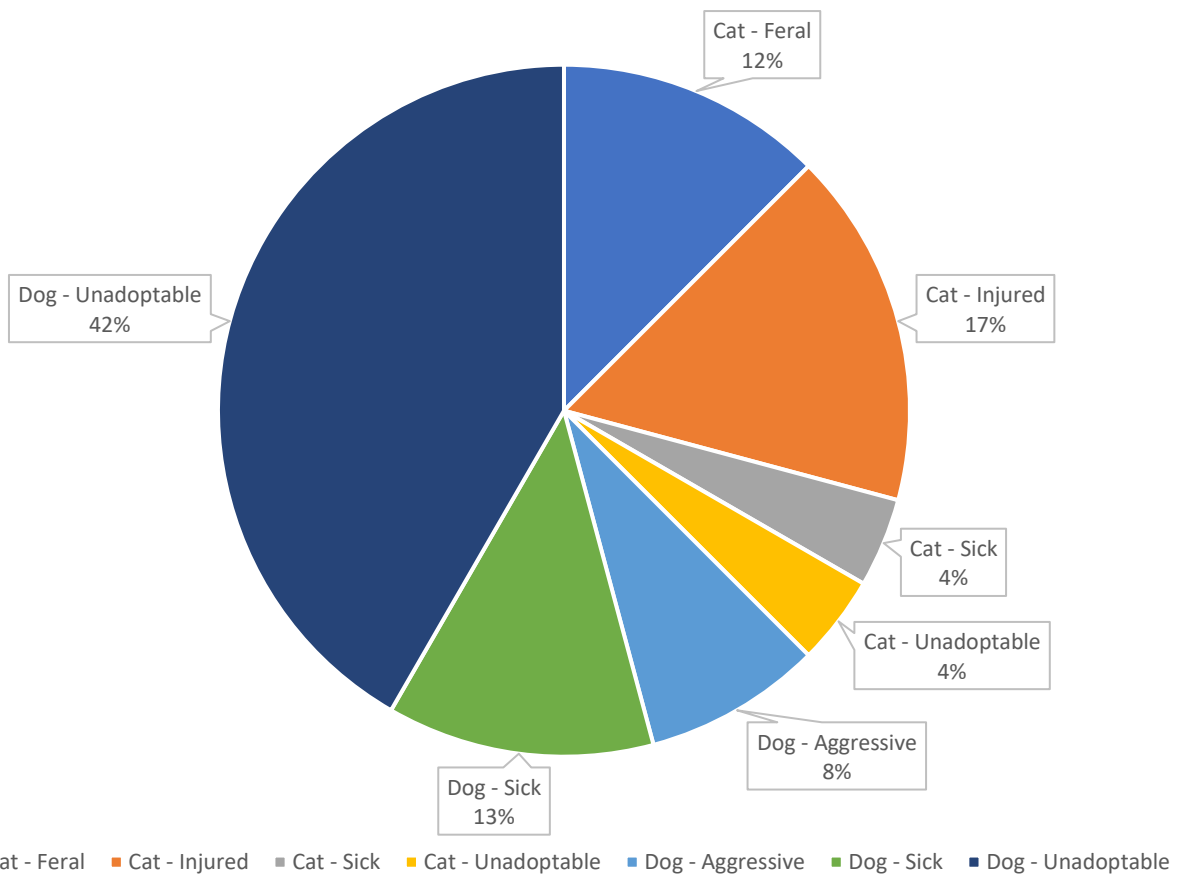


March 2024 Shelter Report

Euthanasia

Animal Euthanasia	24
Dogs/Puppies	15
Aggressive	2
Behavior	0
Sick	3
Injured	0
Unadoptable	10
Feral	0
Cats/Kittens	9
Feral	3
Injured	4
Aggressive	0
Sick	1
Unadoptable	1
Behavior	0

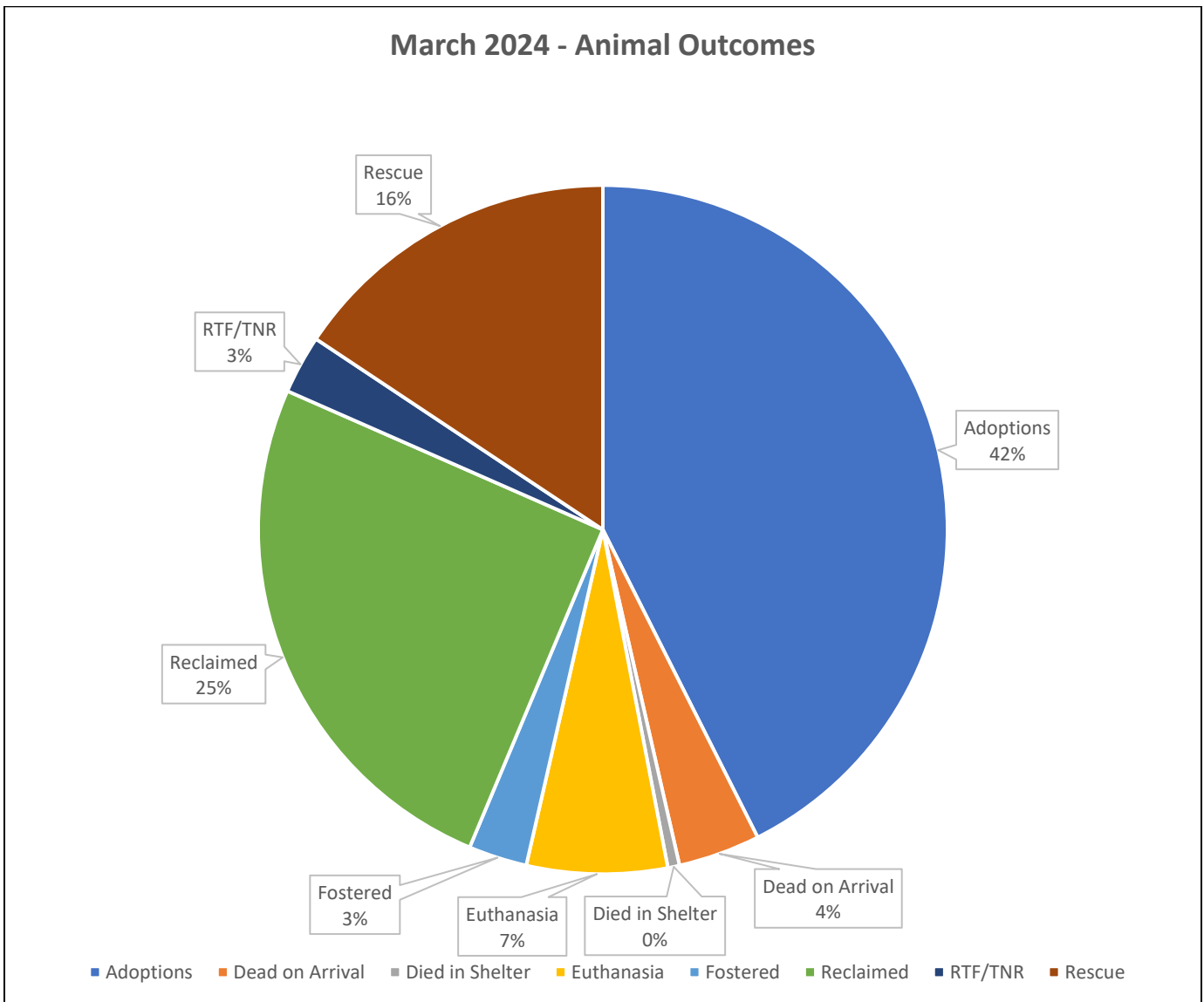
March 2024 - Euthanasia Reasons



March 2024 Shelter Report

Outcomes

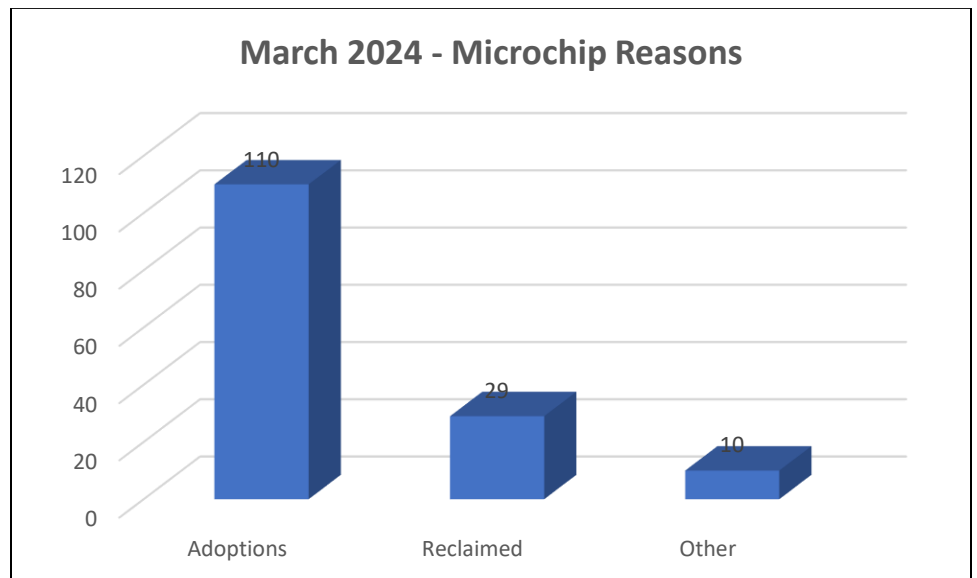
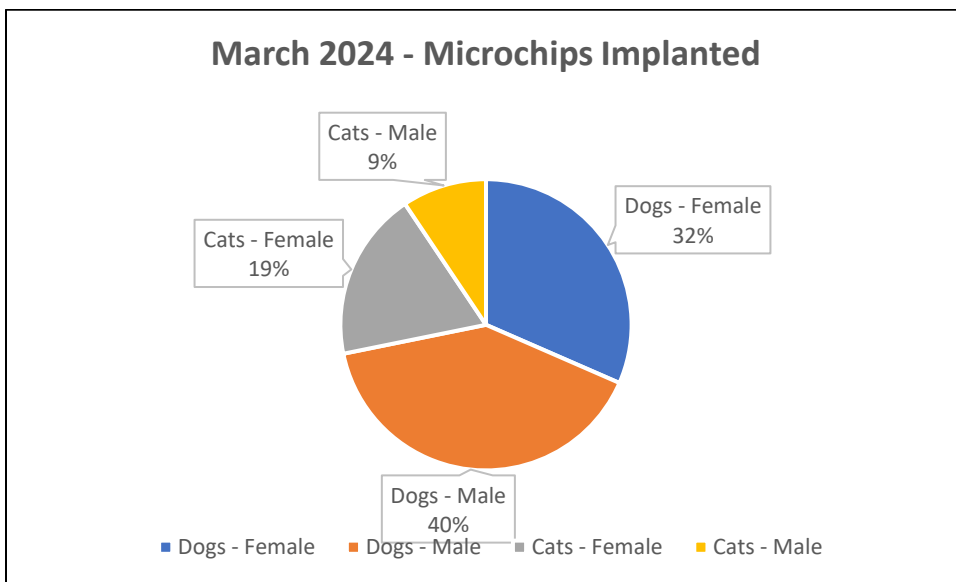
Animal Outcomes	364
Adoptions	155
Dead on Arrival	14
Died in Shelter	2
Escaped	0
Euthanasia	24
Offsite	0
Fostered	10
Reclaimed	92
RTF/TNR	10
Rescue	57



March 2024 Shelter Report

Microchips Issued

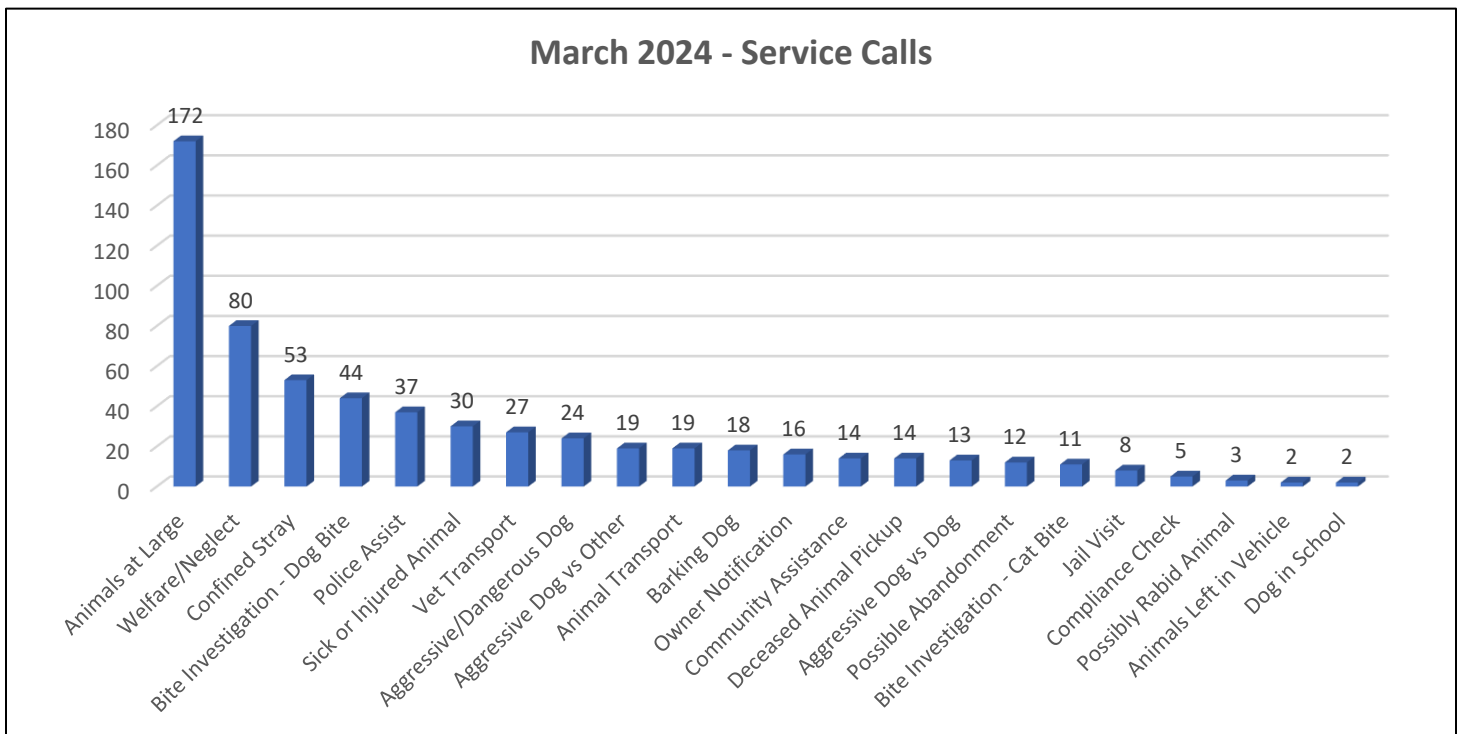
Microchips Implanted	149
Dogs – Female	47
Dogs – Male	60
Cats – Female	28
Cats – Male	14
Adoptions	110
Reclaimed	29
Other	10
Event	0



March 2024 Shelter Report

Activity Calls

Service Calls	623
Aggressive Dog Vs Dog	13
Aggressive/Dangerous Dog	24
Aggressive Dog Vs. Other	19
Animal Transport	19
Animal Left in Vehicle	2
Animals at Large	172
Barking Dog	18
Bites involving Cats	11
Bites involving Dogs	44
Bites Other Animals	0
Community Assistance	14
Compliance Check	5
Confined Stray	53
Dog in School	2
Deceased Animal Pick Up	14
Jail Visit	8
Owner Notification	16
Police Assist	37
Possible Abandonment	12
Possibly Rabid Animal	3
Set Trap	0
Sick or Injured Animal	30
Vet Transport	27
Welfare or Neglect Complaint	80

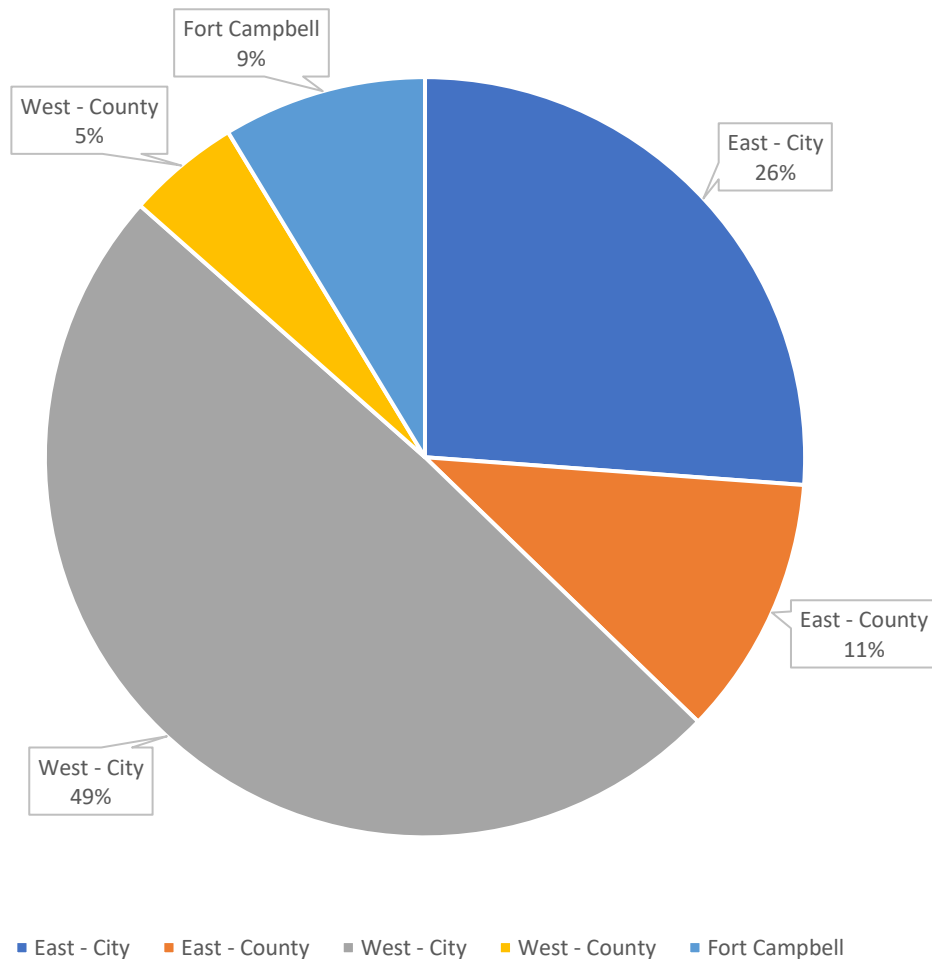


March 2024 Shelter Report

Activity Calls by Zones

Service Calls by Zone	623
East City	163
East County	69
West City	307
West County	30
Ft. Campbell	54
Other	0

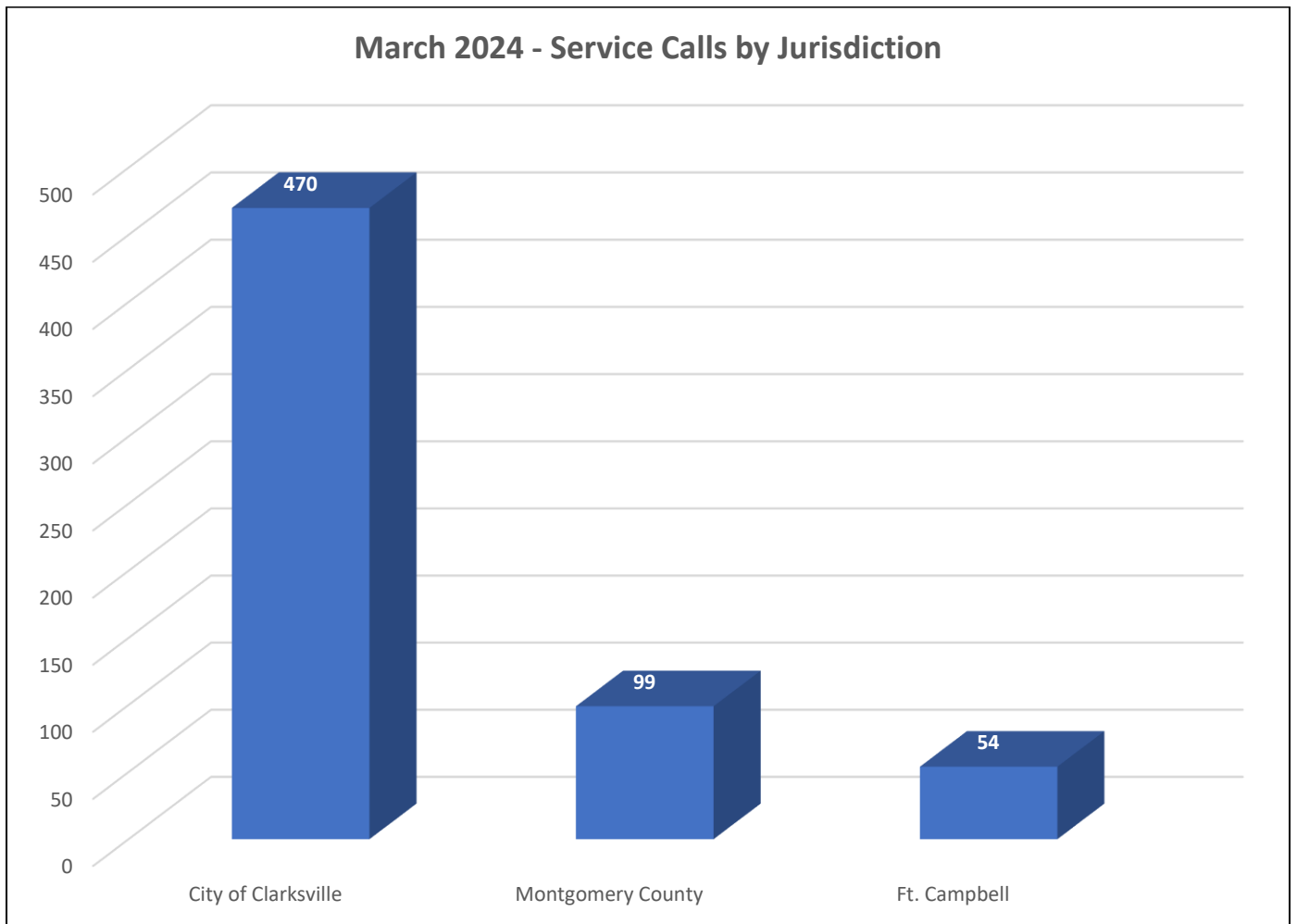
March 2024 - Service Calls by Zone



March 2024 Shelter Report

Activity Calls by Jurisdiction

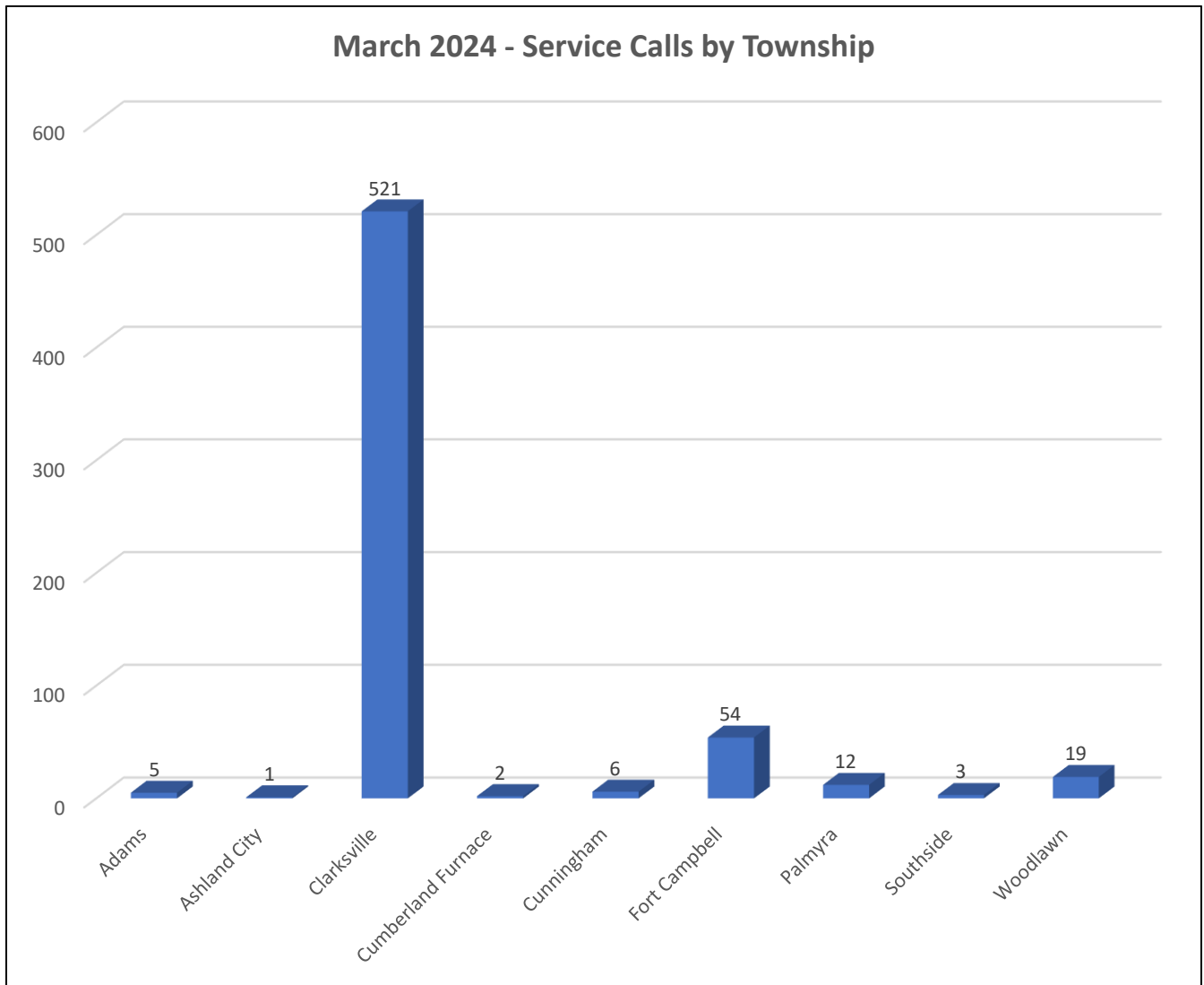
Service Calls by Jurisdiction	623
City of Clarksville	470
Montgomery County	99
Ft. Campbell	54
Out of County	0



March 2024 Shelter Report

Activity Calls by Townships

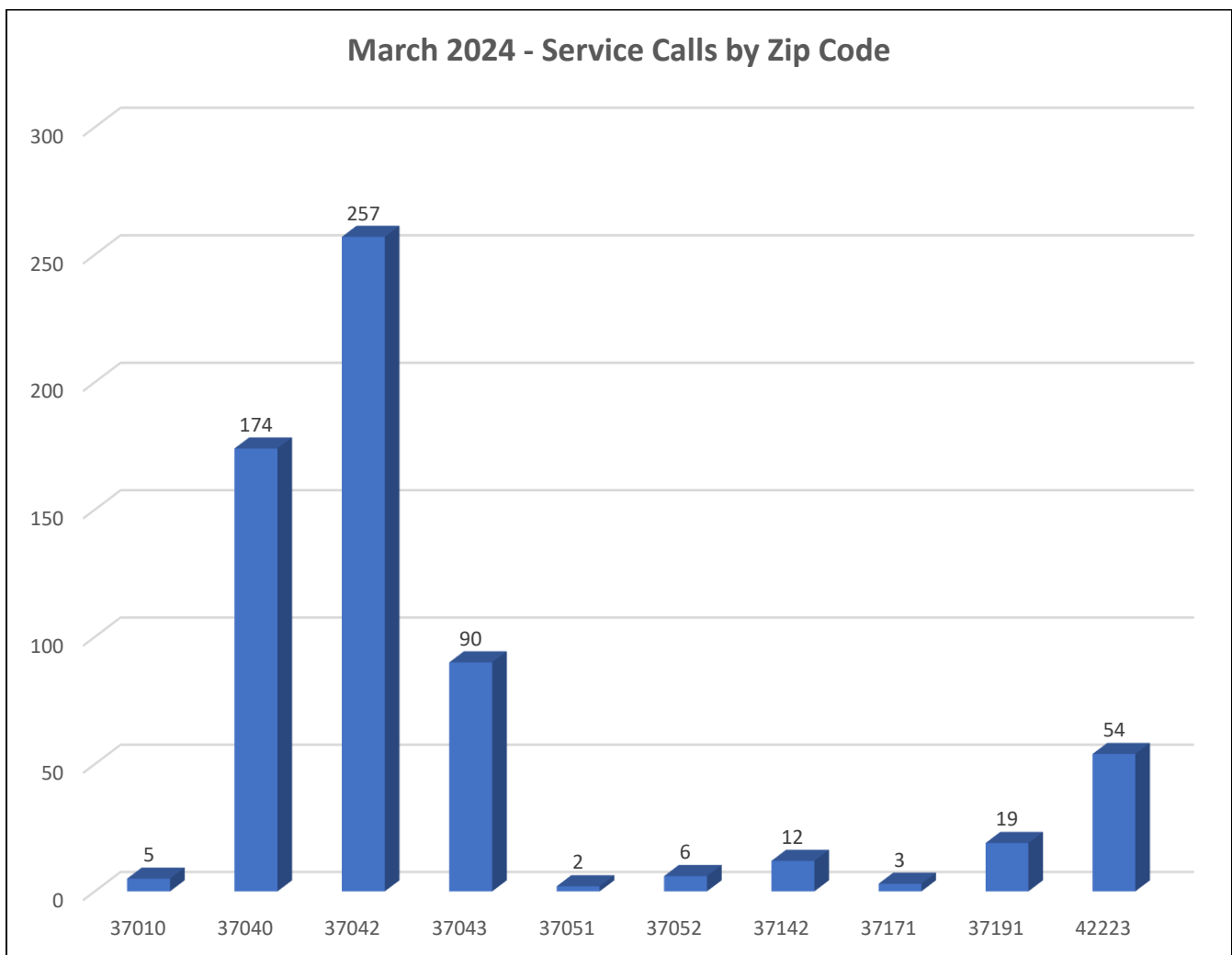
Service Calls by Township	623
Adams	5
Clarksville	534
Cumberland Furnace	2
Cumberland City	0
Cunningham	6
Fort Campbell	41
Indian Mound	0
Palmyra	12
Southside	3
Woodlawn	19
Other	1



March 2024 Shelter Report

Service Calls by Zip Code

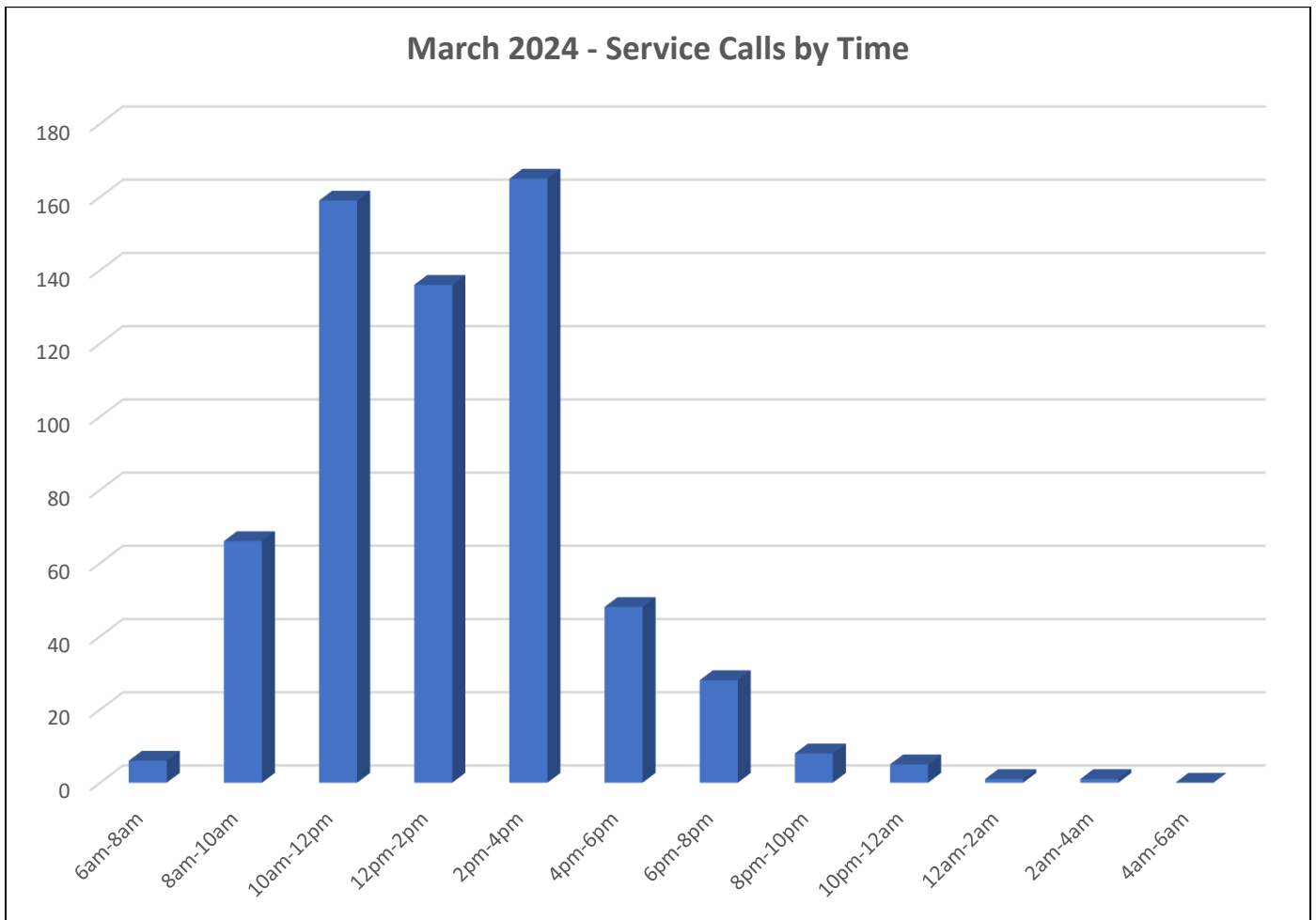
Service Calls Outcomes	623
37010	2
37040	160
37042	264
37043	65
37051	4
37052	6
37079	1
37091	0
37142	4
37171	0
37191	10
42223	35
42240	0



March 2024 Shelter Report

Activity by Time of Day

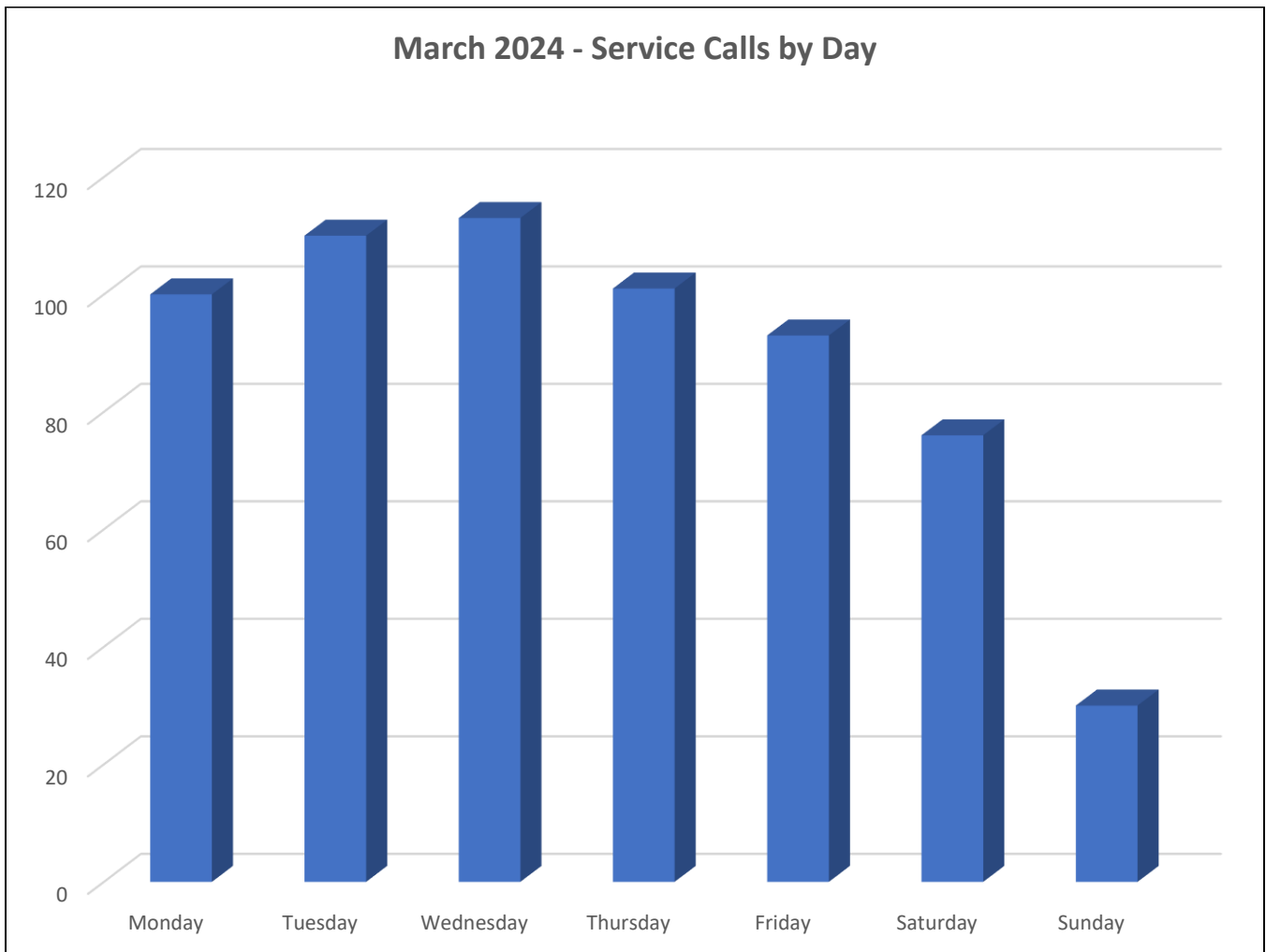
Service Calls by Time of Day	623
6am to 8am	6
8am to 10am	66
10am to 12pm	159
12pm to 2pm	136
2pm to 4pm	165
4pm to 6pm	48
6pm to 8pm	28
8pm to 10pm	8
10pm to 12am	5
12am to 2am	1
2am to 4am	1
4am to 6am	0



March 2024 Shelter Report

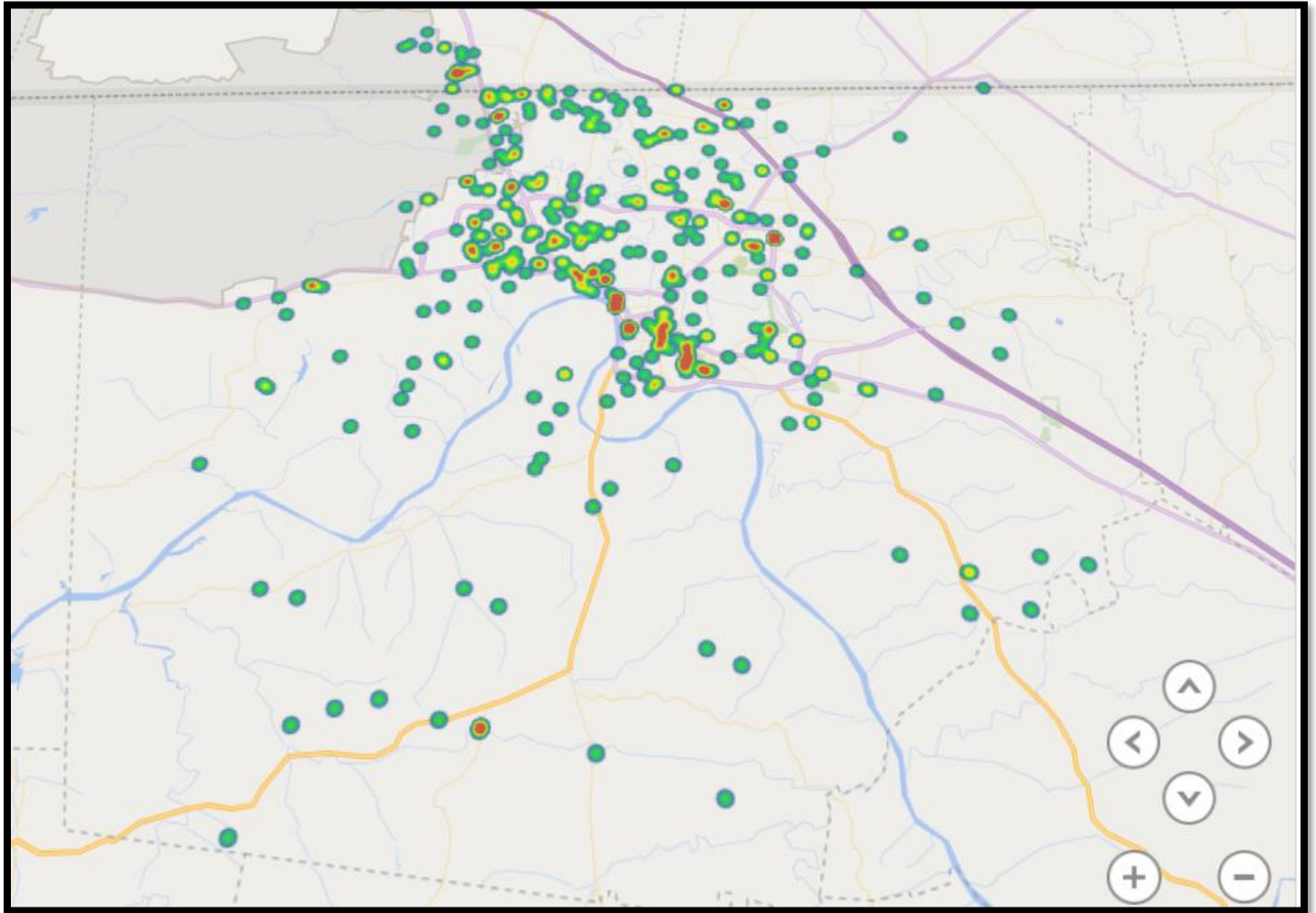
Activity by Day of Week

Service Calls by Day	623
Monday	100
Tuesday	110
Wednesday	113
Thursday	101
Friday	93
Saturday	76
Sunday	30



March 2024 Shelter Report

Activity Heat Map

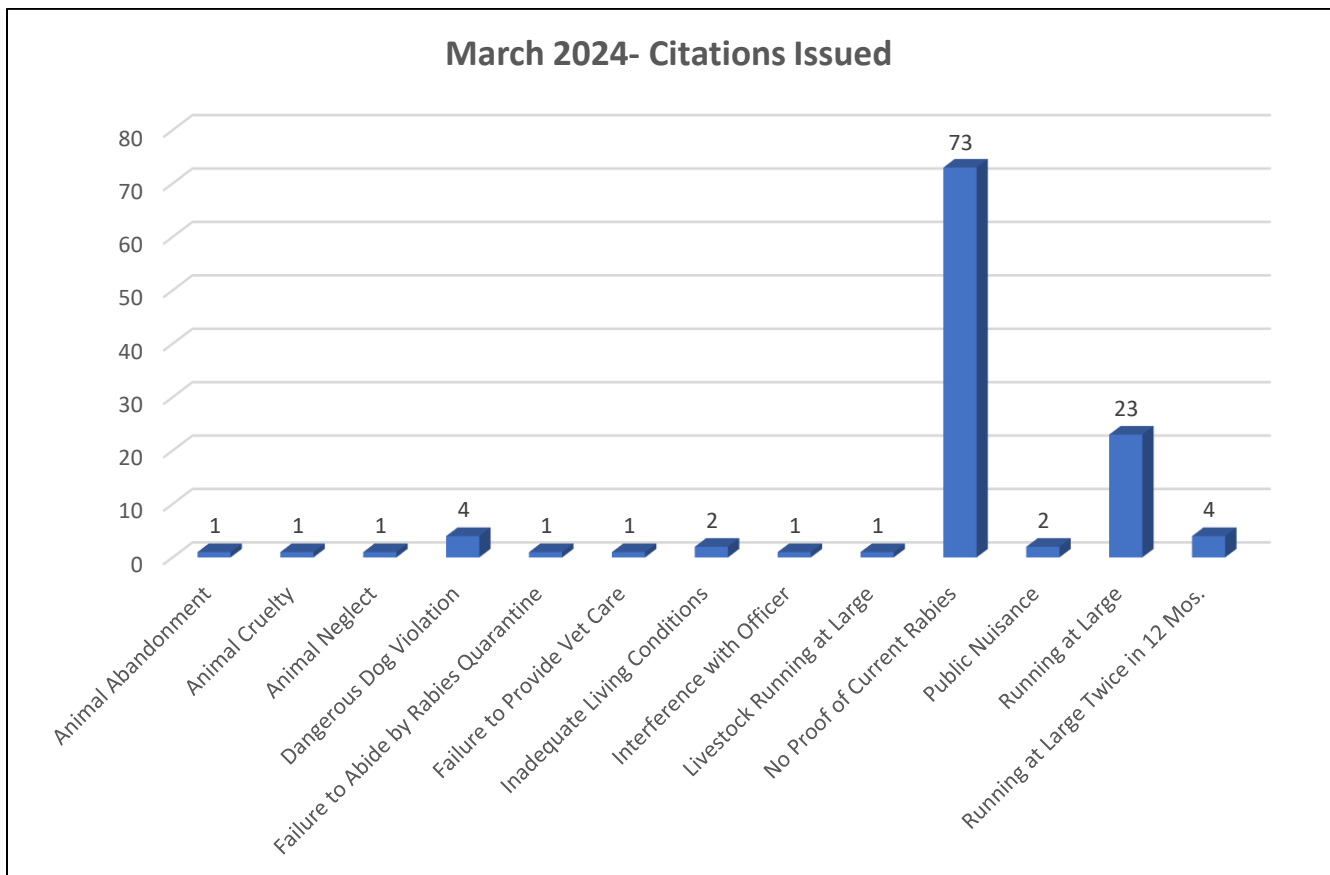


March 2024 Shelter Report

Citations Issued

Citations Issued	115
Animal Abandonment	1
Animal Cruelty	1
Animal Neglect	1
Dangerous Dog Violation	4
Failure to Abide by Rabies Quarantine	1
Failure to Provide Vet Care	1
Inadequate Living Conditions	2
Interference with Officer	1
Livestock Running at Large	1
Public Nuisance	2
Running at Large	23
Running at Large Twice in 12 Months	4

Citation Outcomes	115
Sent to General Sessions	67
Rectified Prior to Court	30
Pending	10
Warning Citation	8



2024 Totals

Activity	Jan.	Feb.	Mar.	Apr.	May	Jun.	Jul.	Aug.	Sep.	Oct.	Nov.	Dec.	Total	2023	% Change
Owner Surrenders	52	44	29												
Intakes	340	329	336												
Stray Dog	166	178	167												
Stray Cat	63	64	74												
Calls for Service	540	554	623												
Euthanasia dog	37	54	15												
Euthanasia Cat	10	16	9												
Microchips Issued	152	102	149												
Adoptions	141	122	155												
Rescue/Transfer	53	54	57												
Incoming Phone Calls	1,926	2,200	2,421												
Visitors	1,081	1,364	1,411												

Live Release Rate%	Jan.	Feb.	Mar.	Apr.	May	Jun.	Jul.	Aug.	Sep.	Oct.	Nov.	Dec.	Total	2023	% Change
Dogs	76%	76%	93%										82%		
Cats	89%	80%	91%										87%		
Total Live Release	80%	77%	92%										83%		

2023 Totals

Activity	Jan.	Feb.	Mar.	Apr.	May	Jun.	Jul.	Aug.	Sep.	Oct.	Nov.	Dec.	Total	2022	% Change
Owner Surrenders	49	50	56	63	70	41	52	44	41	30	32	36	564	661	-14.6%
Intakes	348	334	354	386	478	427	426	412	419	450	379	319	4,732	4,438	6.2%
Stray Dog	148	139	179	172	198	166	185	170	161	162	163	134	1,977	1,792	9.3%
Stray Cat	85	74	57	101	134	141	114	131	164	152	116	85	1,654	1,411	14.6%
Calls for Service	641	609	745	703	742	667	555	601	561	556	519	522	7,421	7,130	4%
Euthanasia dog	42	34	47	46	48	66	60	53	59	53	47	28	553	419	30%
Euthanasia Cat	15	15	21	17	16	34	61	52	48	57	29	15	380	383	.7%
Microchips Issued	109	123	123	124	160	131	140	110	132	182	154	143	1,631	1,438	11.8%
Adoptions	122	130	121	106	147	131	144	113	138	171	152	133	1,608	1,607	.2%
Rescue/Transfer	68	44	54	70	39	52	23	38	51	51	36	47	573	972	-41%
Incoming Phone Calls	2,347	1,913	2,345	2,225	2,540	2,246	2,266	2,454	2,131	2,257	1,967	2,125	26,816	--	--

Live Release Rate%	Jan.	Feb.	Mar.	Apr.	May	Jun.	Jul.	Aug.	Sep.	Oct.	Nov.	Dec.	Total	2022	% Change
Dogs	89%	83%	81%	80%	82%	71%	75%	74%	67%	75%	80%	76%	78%	84%	-9%
Cats	91%	84%	78%	83%	85%	72%	57%	54%	71%	69%	80%	88%	76%	72%	5.2%
Total Live Release	90%	83%	80%	81%	82%	71%	68%	67%	69%	72%	80%	82%	77%	80%	-3.7%

2022 Totals

Activity	Jan.	Feb.	Mar.	Apr.	May	Jun.	Jul.	Aug.	Sep.	Oct.	Nov.	Dec.	Total	2021	% Change
Owner Surrenders	31	110	75	41	31	56	36	47	54	48	49	52	661	633	4%
Intakes	234	320	329	313	384	396	313	508	456	434	369	382	4,438	3,761	15%
Stray Dog	114	109	150	108	119	129	158	202	171	153	166	192	1,792	1,435	20%
Stray Cat	67	47	80	129	195	175	91	177	164	146	78	62	1,411	1,065	25%
Calls for Service	397	409	614	615	592	628	637	649	630	642	636	681	7,130	5,328	25%
Euthanasia dog	19	32	27	21	24	35	36	64	55	27	50	64	419	232	45%
Euthanasia Cat	11	27	30	18	29	84	42	52	73	66	46	18	383	350	8%
Microchips Issued	128	99	150	123	140	144	193	172	128	170	135		1,438	1,636	-12%
Adoptions	137	99	142	122	110	142	184	187	141	186	122	177	1,607	1,523	5%
Rescue/Transfer	60	68	75	131	77	68	35	85	83	63	46	67	790	972	-18%
Incoming Phone Calls	**	**	**	**	**	**	**	**	**	2,400	2,192	2,155	6,747	---	---

Live Release Rate%	Jan.	Feb.	Mar.	Apr.	May	Jun.	Jul.	Aug.	Sep.	Oct.	Nov.	Dec.	Total	2021	% Change
Dogs	89.4%	83%	87%	91%	88%	85%	86%	76%	76%	89%	76%	77%	84%	86%	-2%
Cats	90%	73%	75%	88%	78%	54%	71%	71%	56%	65%	60%	87%	72%	72%	0%
Total Live Release	89.4%	80%	83%	90%	84%	72%	80%	74%	67%	78%	71%	81%	80%	85%	-5%