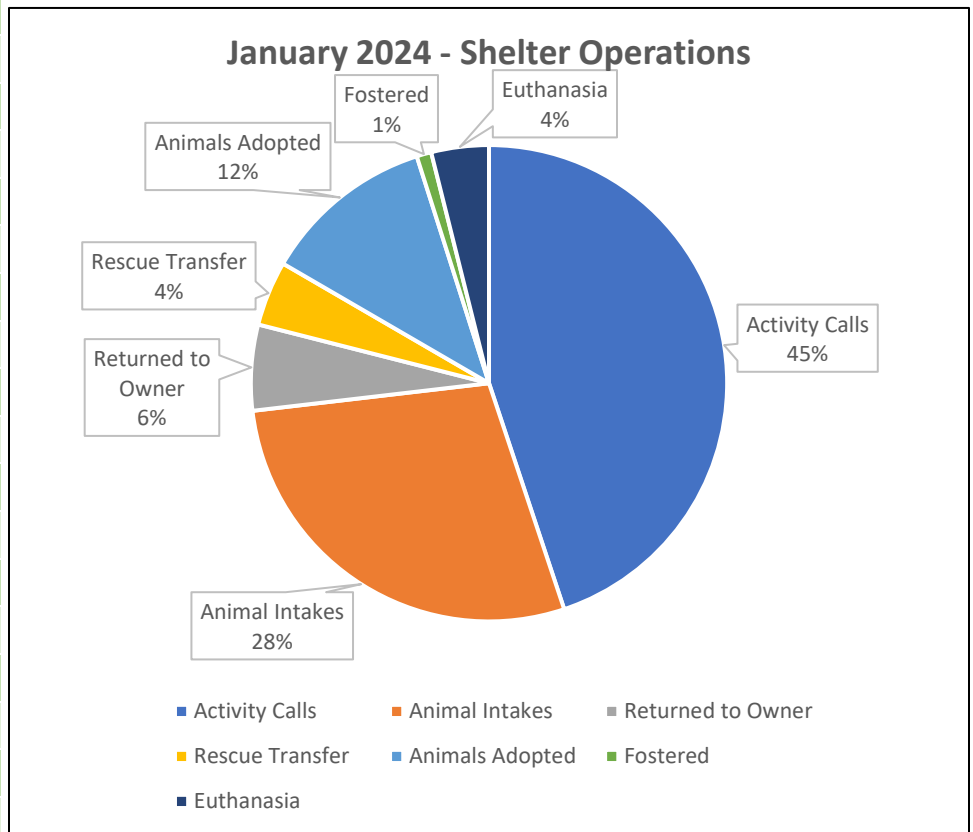




January 2024 Shelter Report

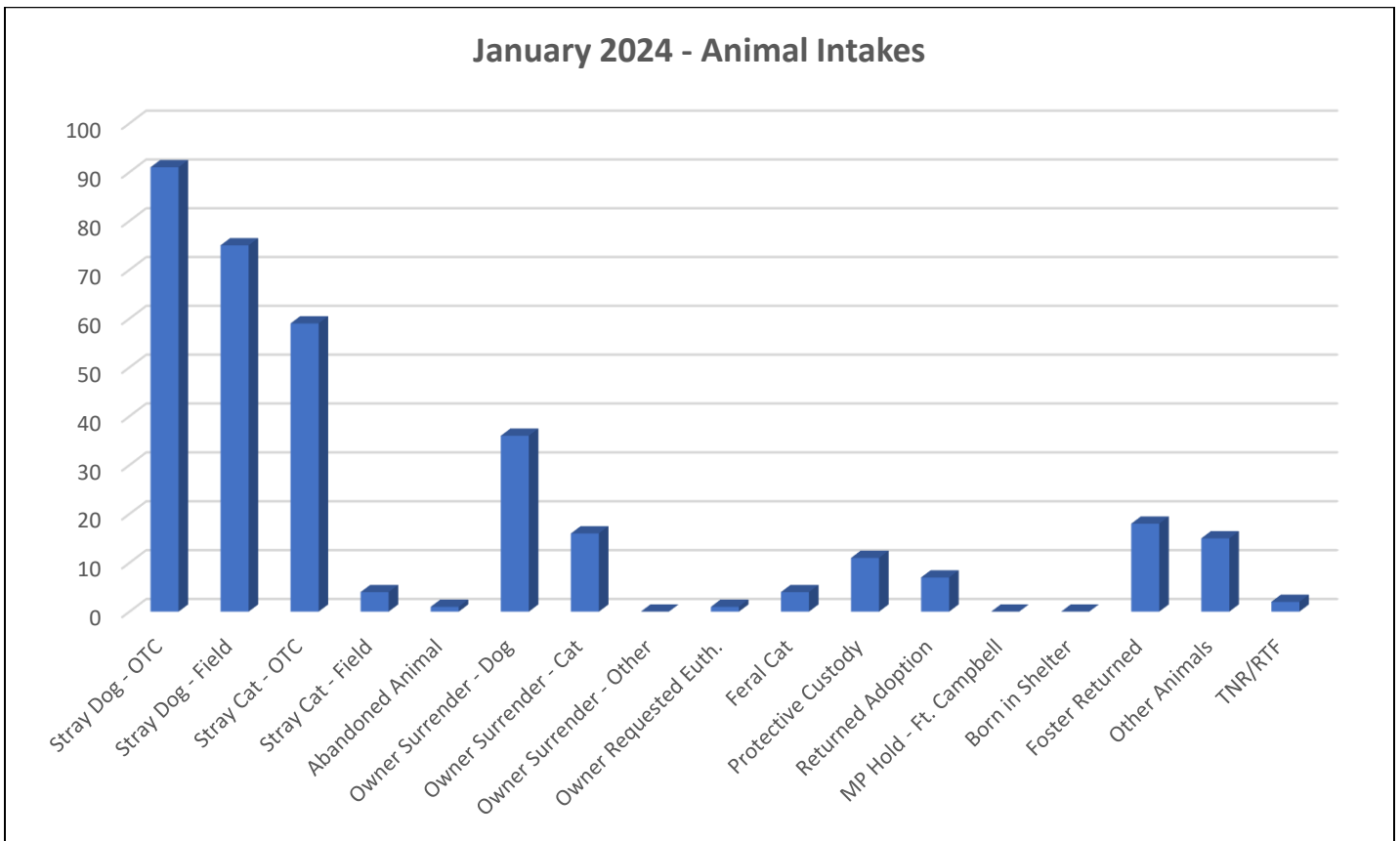
January 2024	
Activity Calls	540
Animal Intakes	340
Dogs	237
Cats	100
Other	3
Incoming Per Day	13.6
Returned to Owner	70
Dogs – In Field	5
Cats – In Field	0
Dogs – From Shelter	59
Cats – From Shelter	6
Rescue Transfers	53
Dogs Transferred	29
Cats Transferred	24
Animals Adopted	141
Dogs Adopted	76
Cats Adopted	65
Other Animals	0
Fostered	12
Dogs Fostered	11
Cats Fostered	1
Euthanasia	47
Dogs Euthanized	37
Cats Euthanized	10
TNR/Returned to Field	2
Visitors to Shelter	1,081
Avg. Visitors per Day	51
Incoming Phone Calls	1,926
Avg. Calls per Day	77



January 2024 Shelter Report

Animal Intake Reasons

Intake Reasons	340
Stray Dog – OTC	91
Stray Dog – Field	75
Stray Cat – OTC	59
Stray Cat – Field	4
Abandoned Animal	1
Owner Surrender – Dog	36
Owner Surrender - Cat	16
Owner Surrender - Other	0
Owner Euth. Request	1
Feral Cat	4
Protective Custody	11
Returned Adoption	7
MP Hold – Ft. Campbell	0
Born in Shelter	0
Foster Returned	18
Other Animals	15
TNR/RTF Cats	2

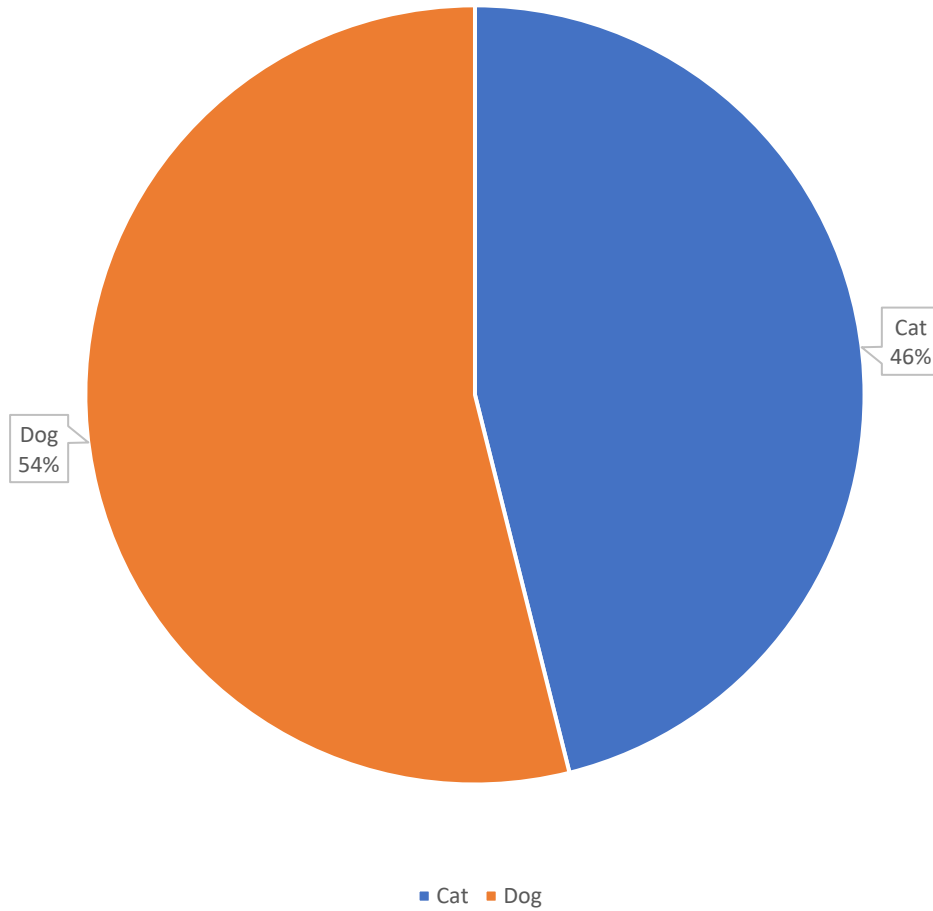


January 2024 Shelter Report

Animal Adoptions

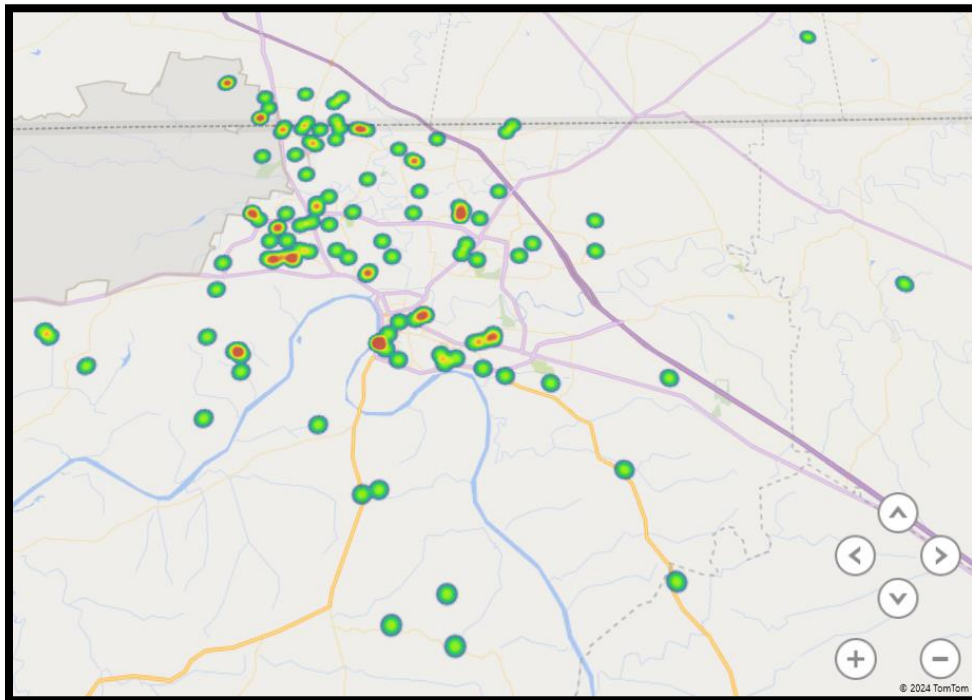
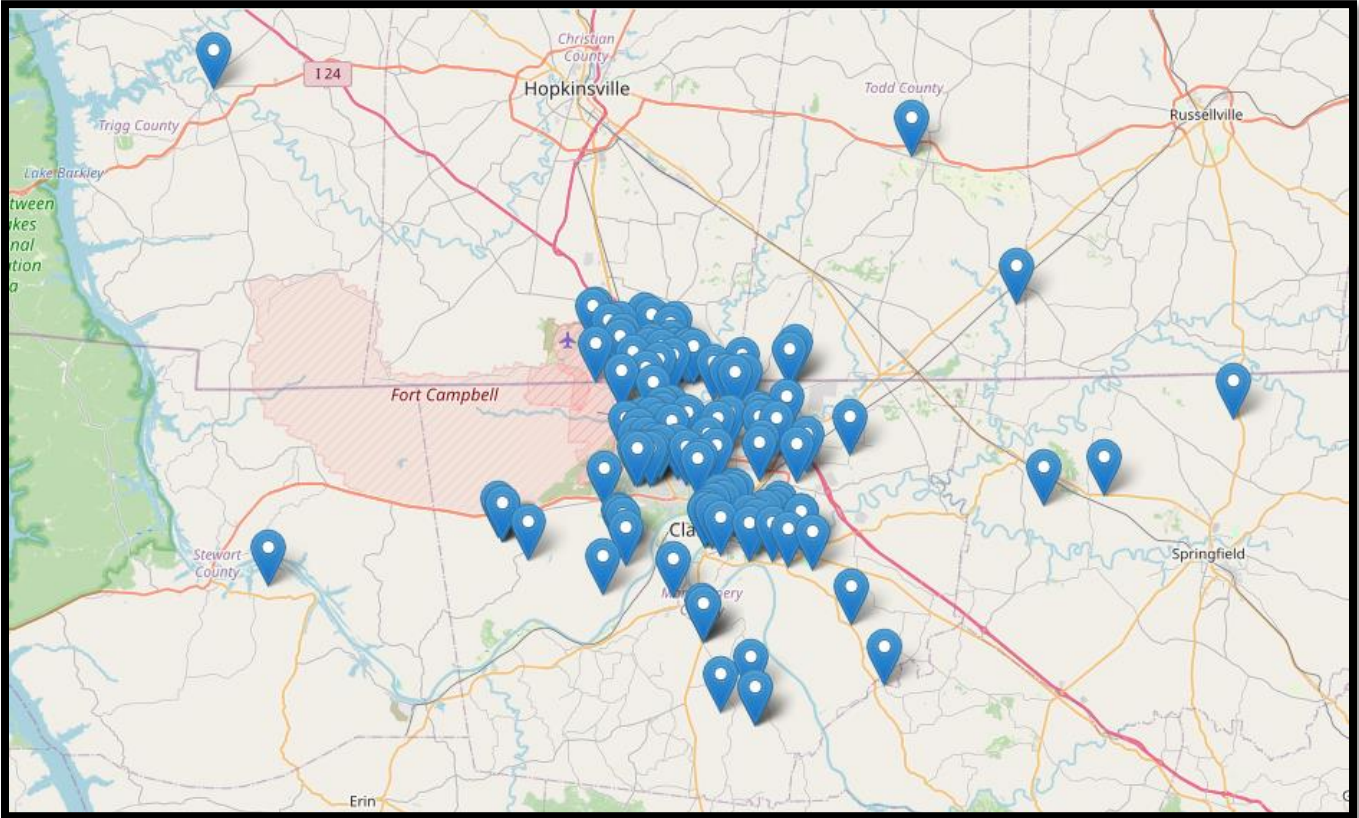
Adoptions	141
Dogs/Puppies	65
Cats/Kittens	76
Other Animals	0

January 2024 - Animal Adoptions



January 2024 Shelter Report

Adoptions Map



January 2024 Shelter Report

Owner Surrenders

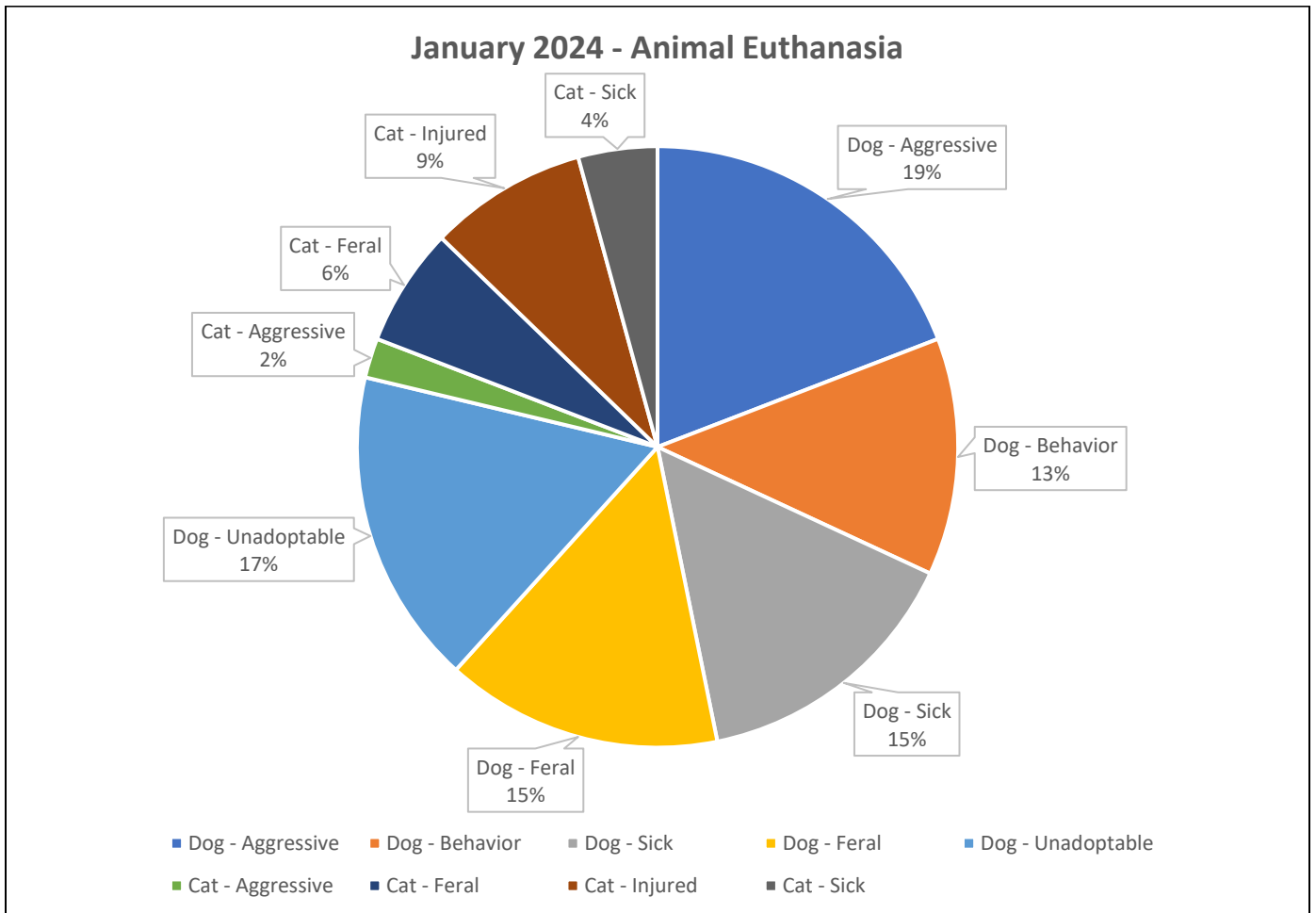
Owner Surrender Reason	50
Allergies	1
Behavior – Negative	1
Bites/Bitten	1
Cost	12
Family Illness	9
Housing Issue	13
House Soiling	1
No Time	3
Not Good W/Children	1
Too Many Animals	8



January 2024 Shelter Report

Euthanasia

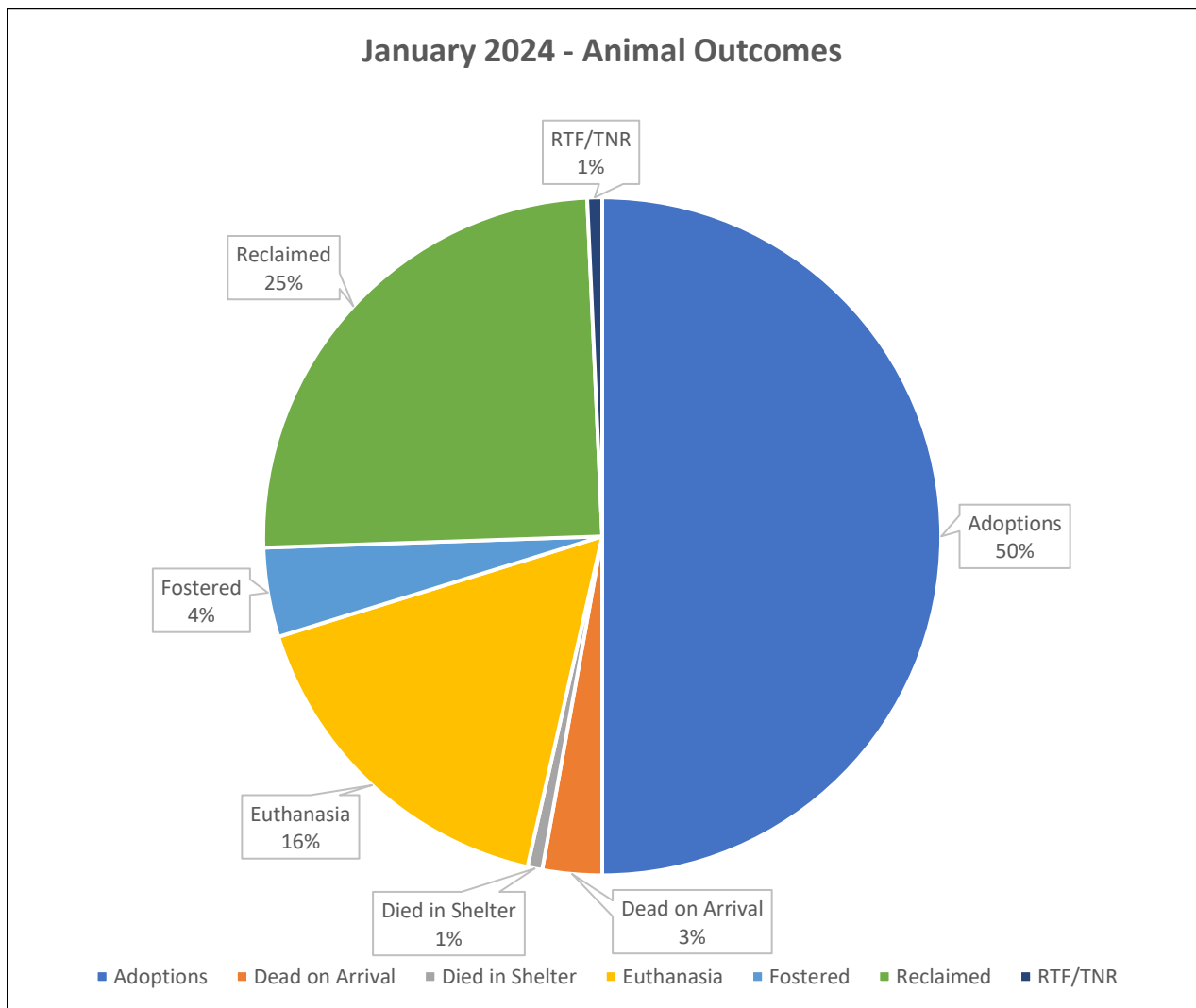
Animal Euthanasia	47
Dogs/Puppies	37
Aggressive	9
Behavior	6
Sick	7
Injured	0
Unadoptable	8
Feral	7
Cats/Kittens	10
Feral	3
Injured	4
Aggressive	1
Sick	2
Unadoptable	0
Behavior	0



January 2024 Shelter Report

Outcomes

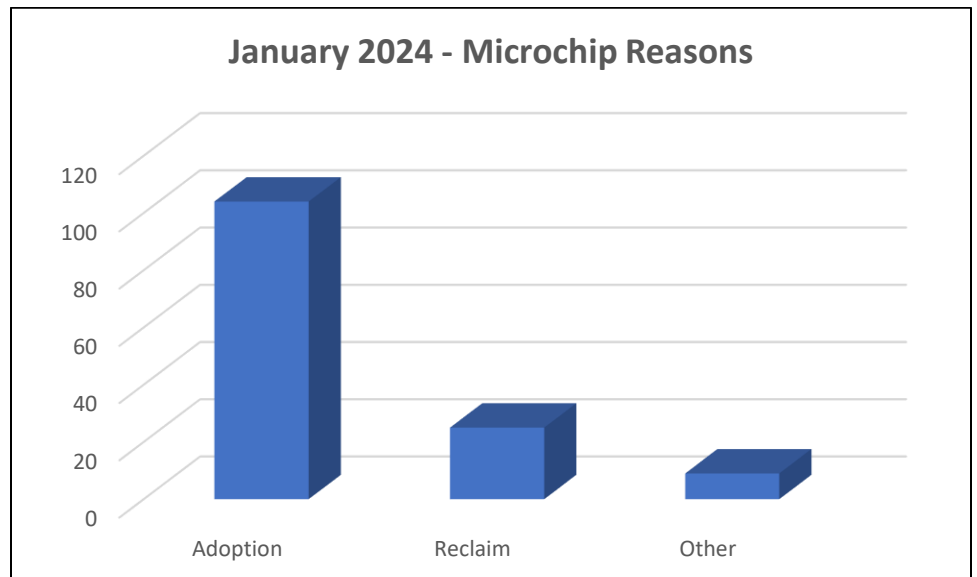
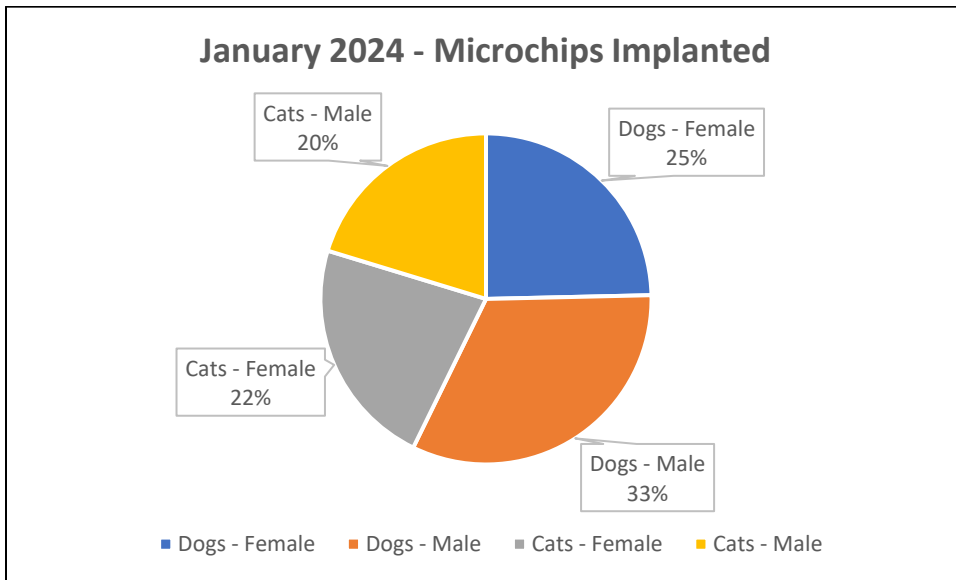
Animal Outcomes	335
Adoptions	141
Dead on Arrival	8
Died in Shelter	2
Escaped	0
Euthanasia	47
Offsite	0
Fostered	12
Reclaimed	70
RTF/TNR	2
Rescue	53



January 2024 Shelter Report

Microchips Issued

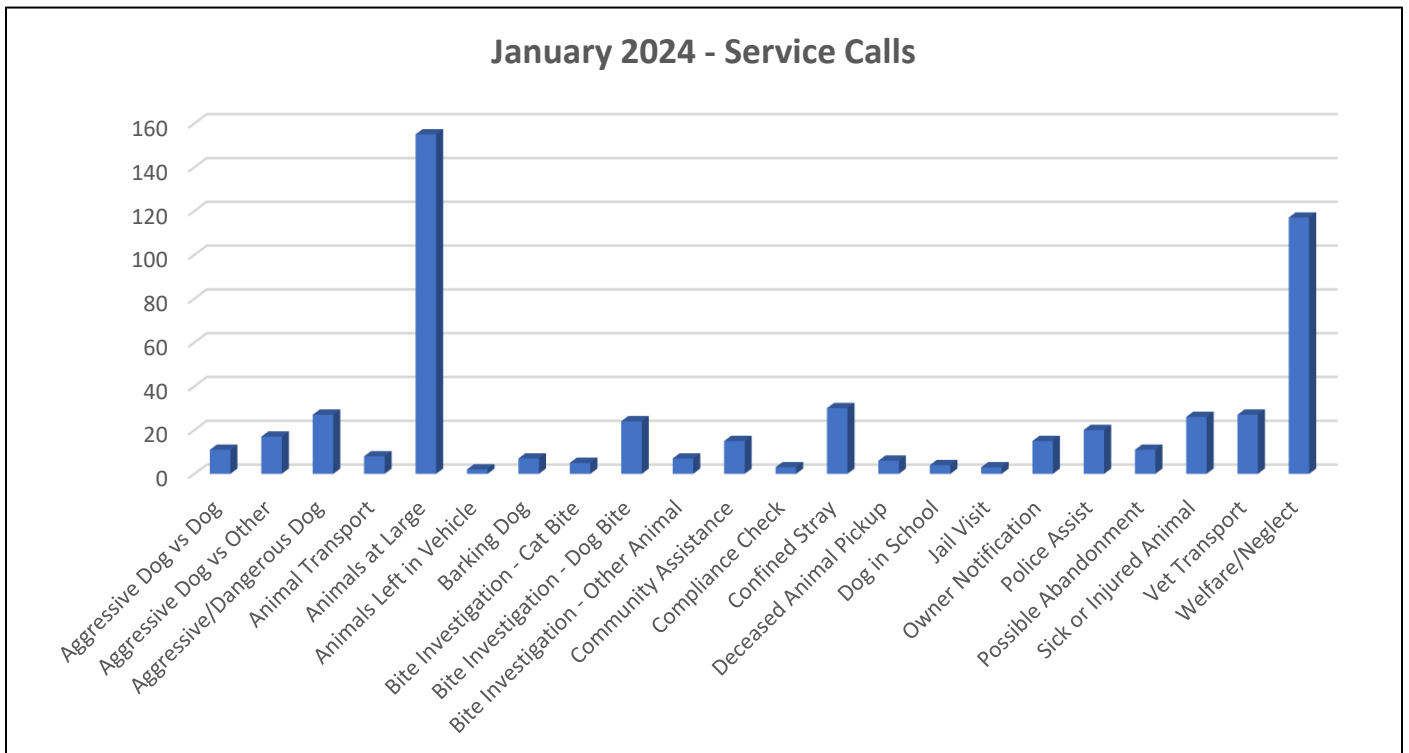
Microchips Implanted	152
Dogs – Female	37
Dogs – Male	54
Cats – Female	33
Cats – Male	30
Adoptions	116
Reclaimed	28
Other	10
Event	0



January 2024 Shelter Report

Activity Calls

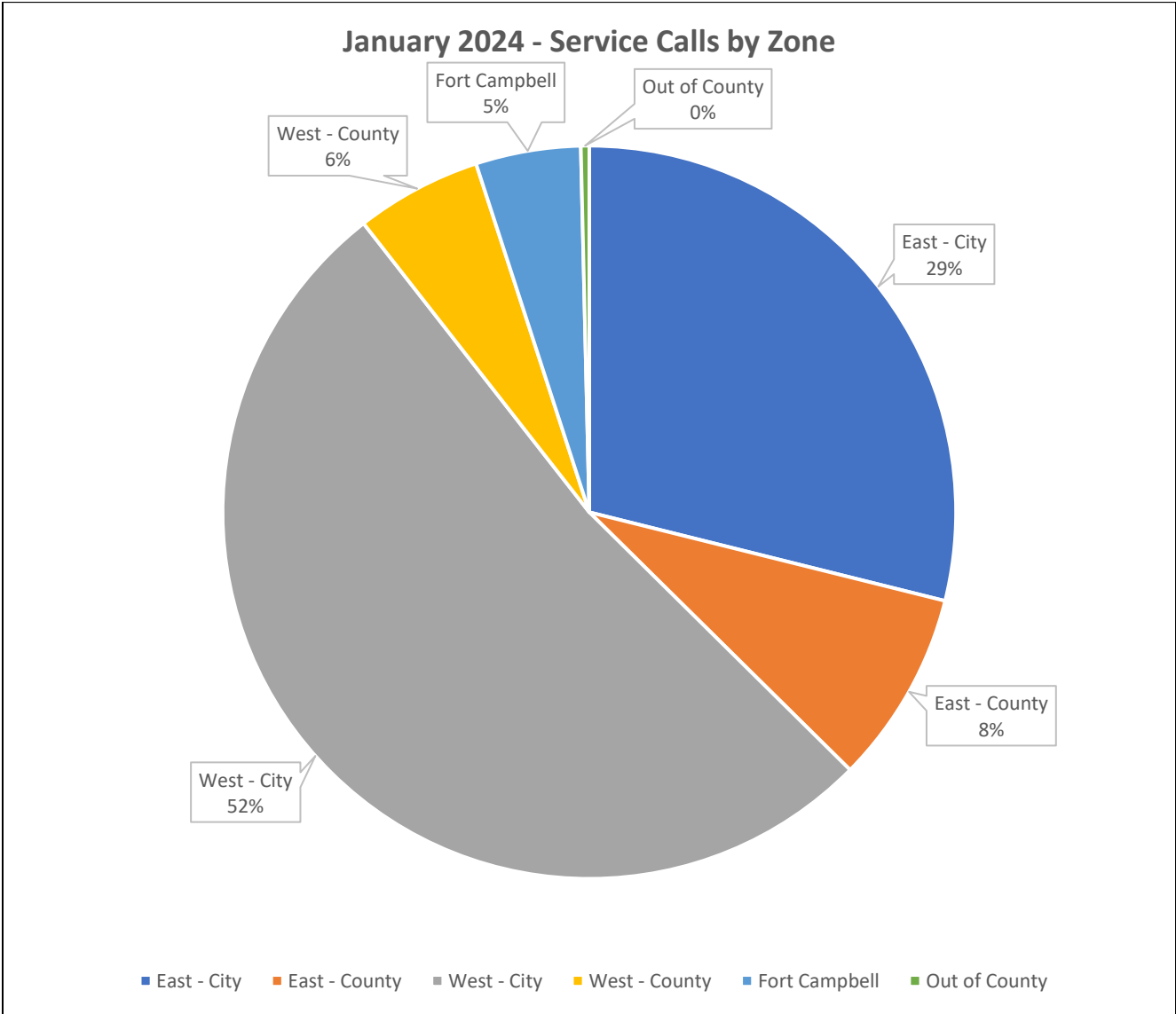
Service Calls	540
Aggressive Dog Vs Dog	11
Aggressive/Dangerous Dog	27
Aggressive Dog Vs. Other	17
Animal Transport	8
Animal Left in Vehicle	2
Animals at Large	155
Barking Dog	7
Bites involving Cats	5
Bites involving Dogs	24
Bites Other Animals	7
Community Assistance	15
Compliance Check	3
Confined Stray	30
Dog in School	4
Deceased Animal Pick Up	6
Jail Visit	3
Owner Notification	15
Police Assist	20
Possible Abandonment	11
Possibly Rabid Animal	0
Set Trap	0
Sick or Injured Animal	26
Vet Transport	27
Welfare or Neglect Complaint	117



January 2024 Shelter Report

Activity Calls by Zones

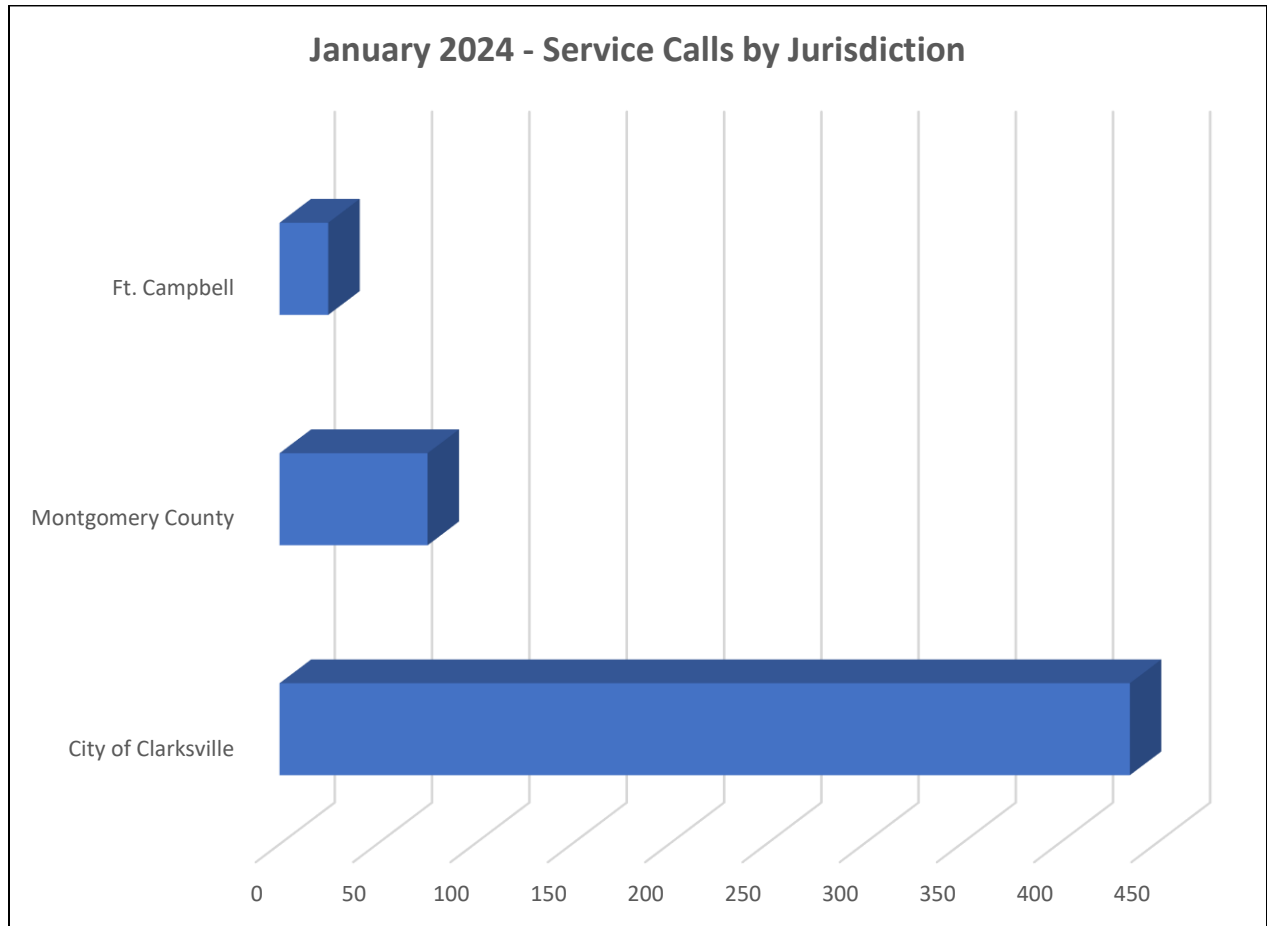
Service Calls by Zone	540
East City	156
East County	46
West City	281
West County	30
Ft. Campbell	25
Other	2



January 2024 Shelter Report

Activity Calls by Jurisdiction

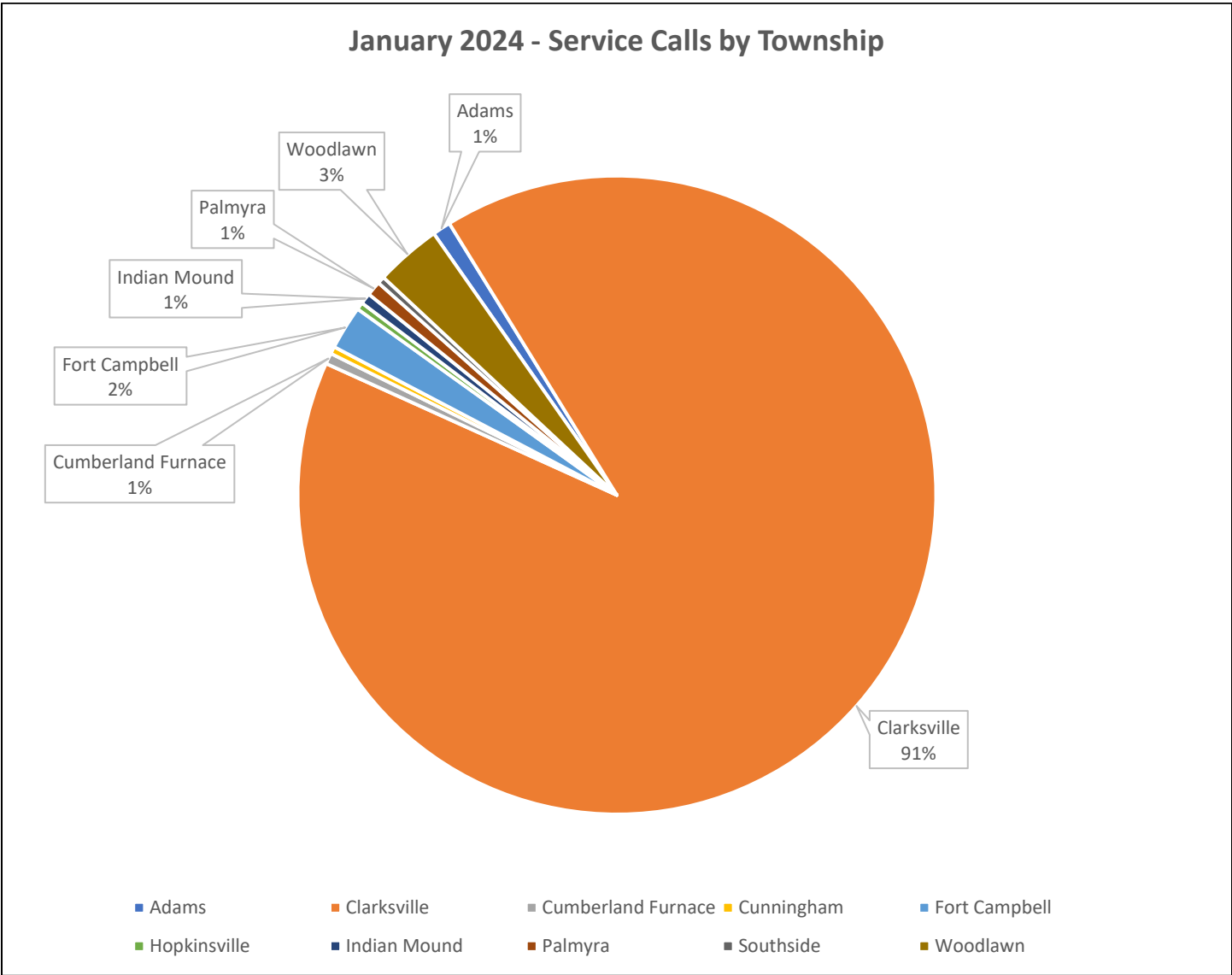
Service Calls by Jurisdiction	540
City of Clarksville	437
Montgomery County	76
Ft. Campbell	25
Out of County	2



January 2024 Shelter Report

Activity Calls by Townships

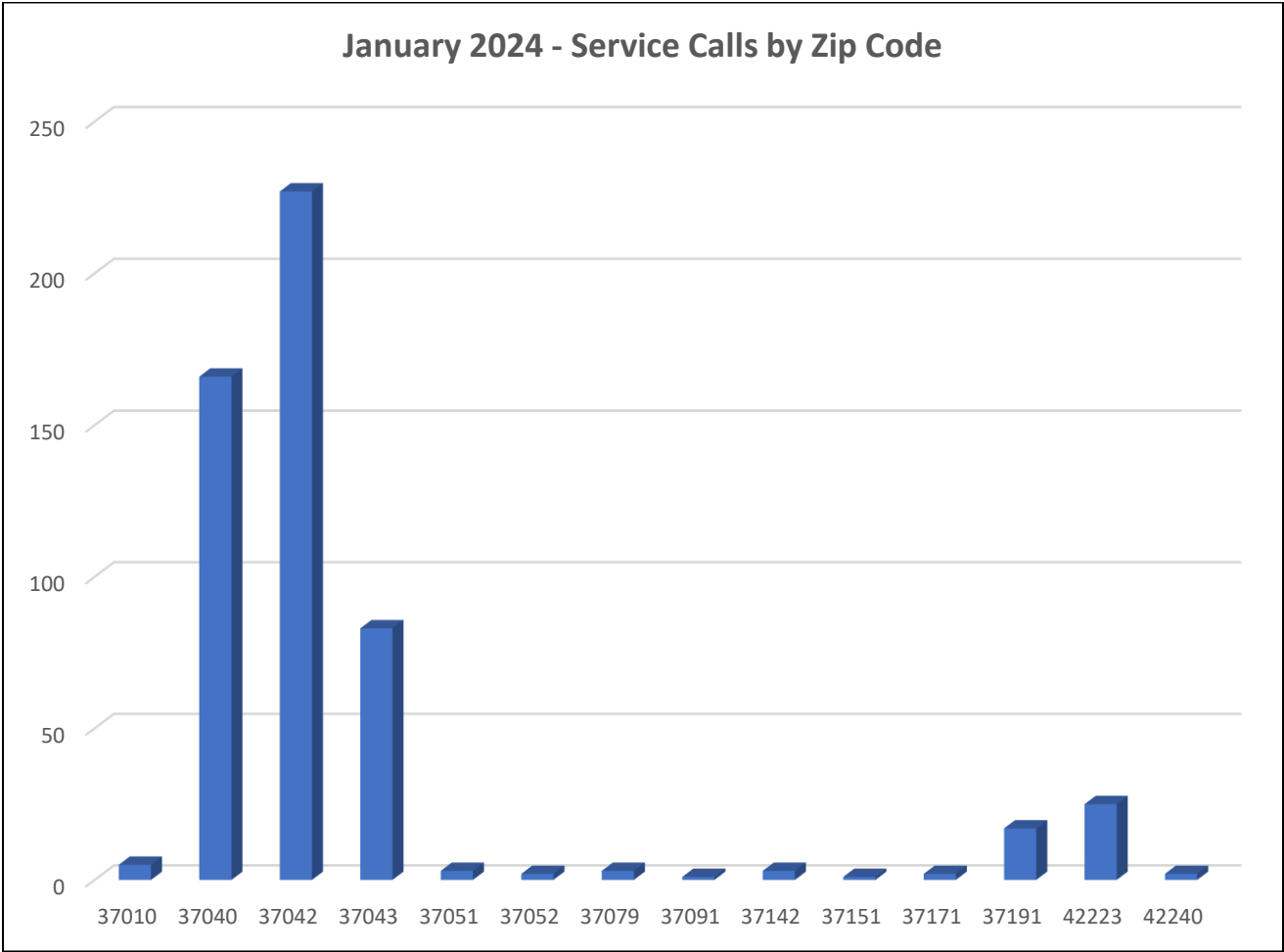
Service Calls by Township	540
Adams	5
Clarksville	476
Cumberland Furnace	3
Cumberland City	0
Cunningham	2
Fort Campbell	25
Indian Mound	3
Palmyra	4
Southside	2
Woodlawn	18
Other	2



January 2024 Shelter Report

Service Calls by Zip Code

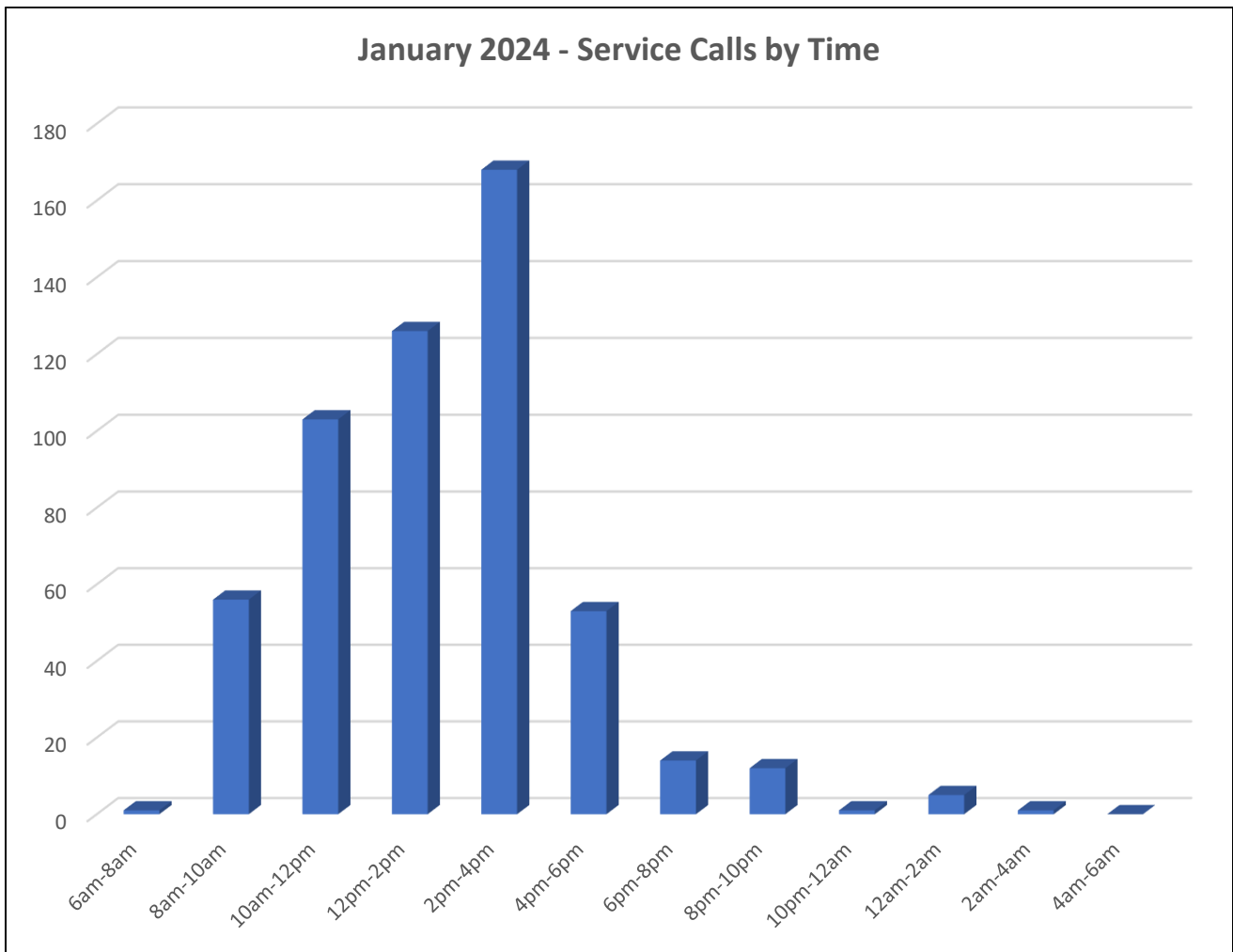
Service Calls Outcomes	540
37010	5
37040	166
37042	227
37043	83
37051	3
37052	2
37079	3
37091	1
37142	3
37171	3
37191	17
42223	25
42240	2



January 2024 Shelter Report

Activity by Time of Day

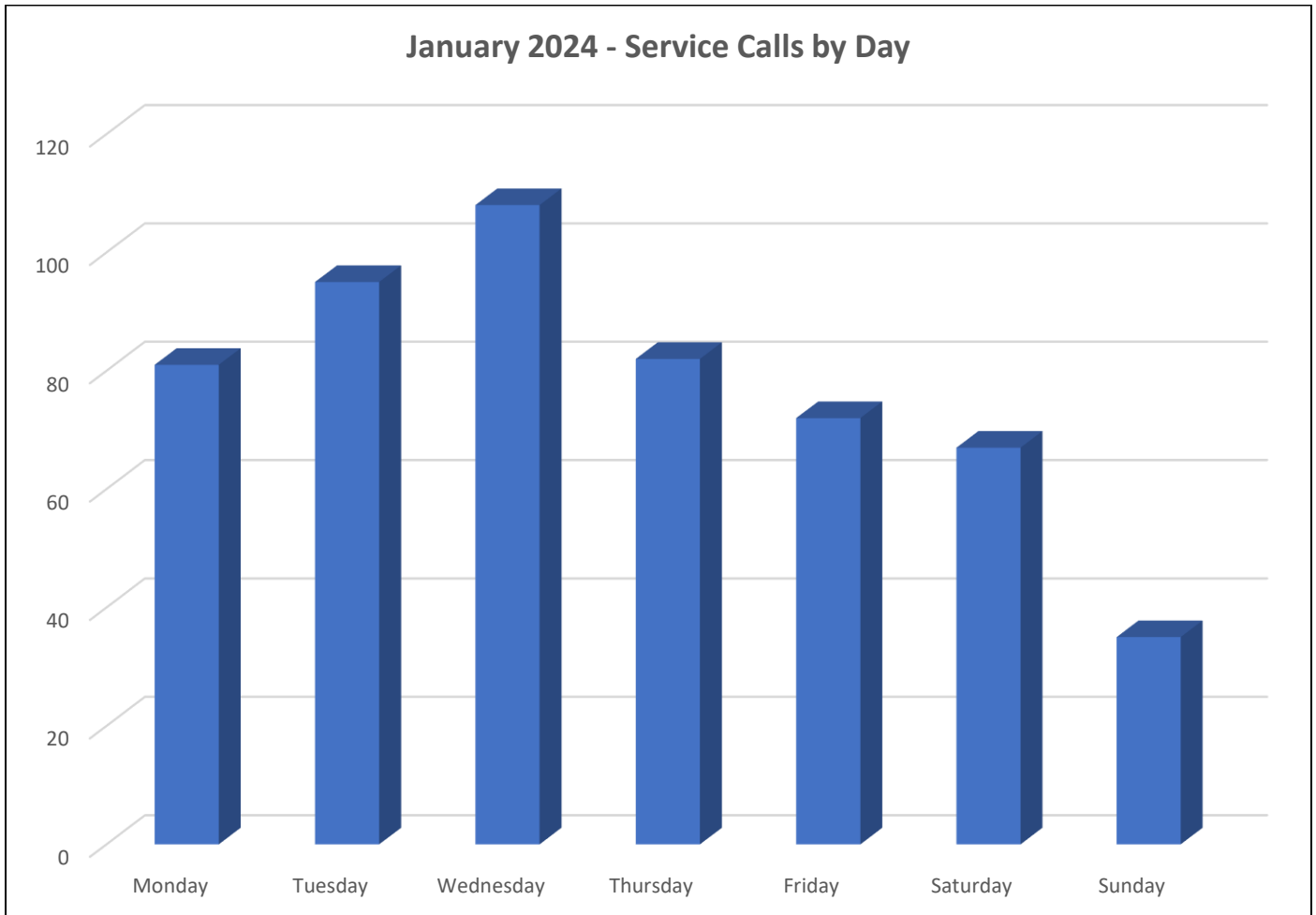
Service Calls by Time of Day	540
6am to 8am	1
8am to 10am	56
10am to 12pm	103
12pm to 2pm	126
2pm to 4pm	168
4pm to 6pm	53
6pm to 8pm	14
8pm to 10pm	12
10pm to 12am	1
12am to 2am	5
2am to 4am	1
4am to 6am	0



January 2024 Shelter Report

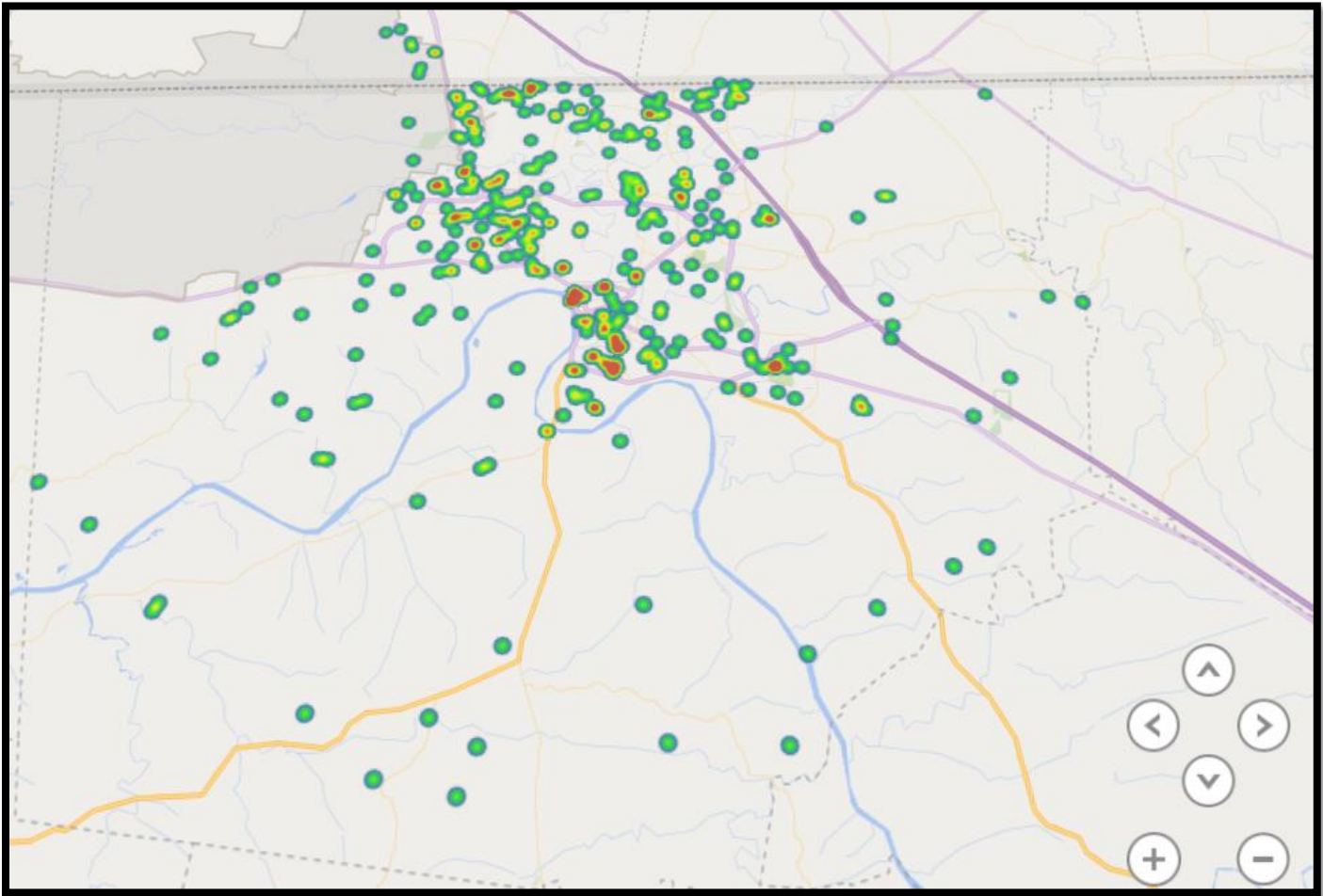
Activity by Day of Week

Service Calls by Day	540
Monday	81
Tuesday	95
Wednesday	108
Thursday	82
Friday	72
Saturday	67
Sunday	35



January 2024 Shelter Report

Activity Heat Map

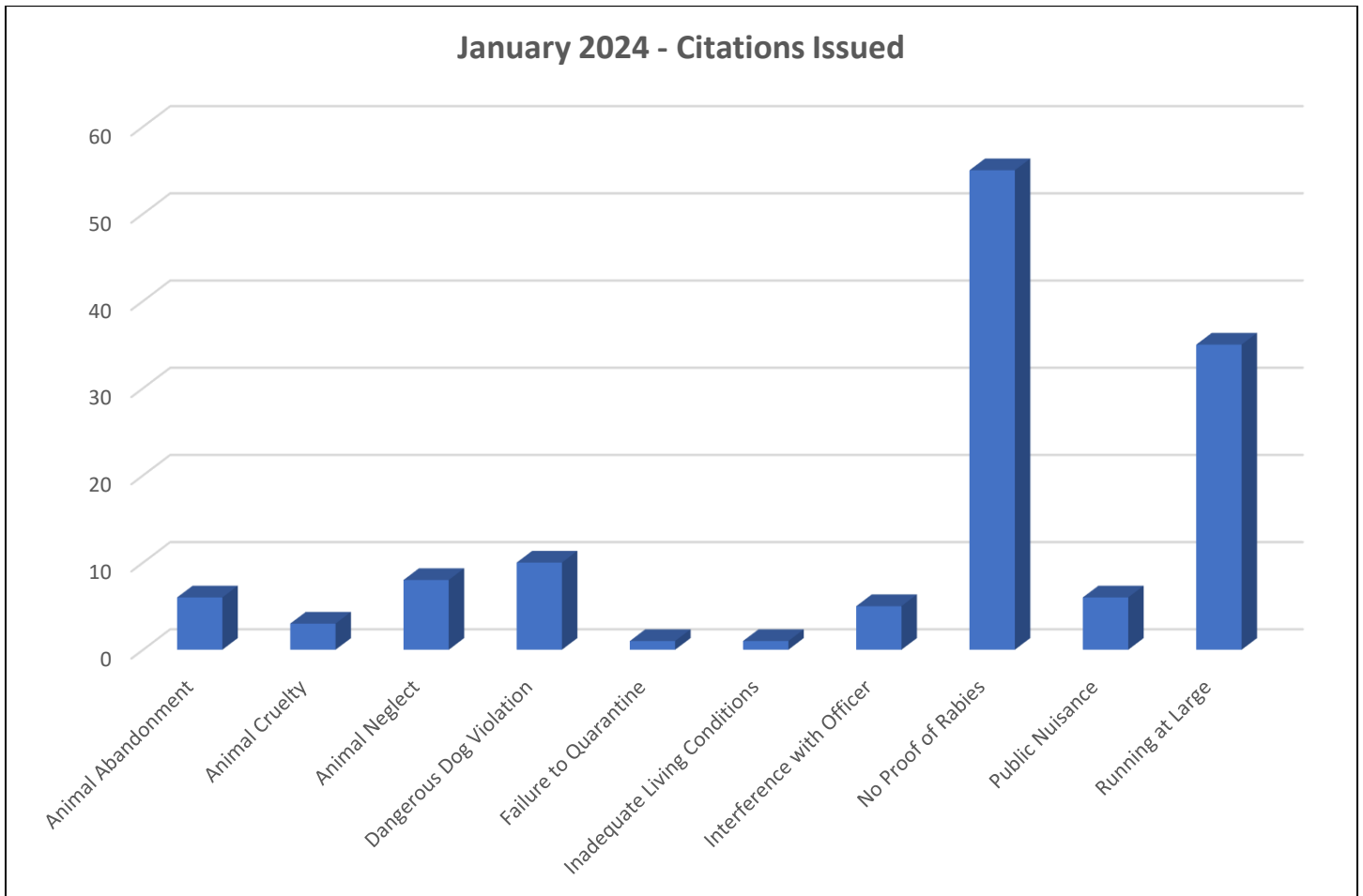


January 2024 Shelter Report

Citations Issued

Citations Issued	130
Animal Abandonment	6
Animal Cruelty	3
Animal Neglect	8
Dangerous Dog Violation	10
Failure to Quarantine Biter Dog	1
Inadequate Living Conditions	1
Interference with Officer	5
No Proof of Rabies	55
Public Nuisance	6
Running at Large	35

Citation Outcomes	130
Sent to General Sessions	81
Rectified Prior to Court	15
Pending	19
Warning Citation	15



2024 Totals

Activity	Jan.	Feb.	Mar.	Apr.	May	Jun.	Jul.	Aug.	Sep.	Oct.	Nov.	Dec.	Total	2023	% Change
Owner Surrenders	52														
Intakes	340														
Stray Dog	166														
Stray Cat	63														
Calls for Service	540														
Euthanasia dog	37														
Euthanasia Cat	10														
Microchips Issued	152														
Adoptions	141														
Rescue/Transfer	53														
Incoming Phone Calls	1,926														
Visitors	1,081														

Live Release Rate%	Jan.	Feb.	Mar.	Apr.	May	Jun.	Jul.	Aug.	Sep.	Oct.	Nov.	Dec.	Total	2023	% Change
Dogs	76%														
Cats	89%														
Total Live Release	80%														

2023 Totals

Activity	Jan.	Feb.	Mar.	Apr.	May	Jun.	Jul.	Aug.	Sep.	Oct.	Nov.	Dec.	Total	2022	% Change
Owner Surrenders	49	50	56	63	70	41	52	44	41	30	32	36	564	661	-14.6%
Intakes	348	334	354	386	478	427	426	412	419	450	379	319	4,732	4,438	6.2%
Stray Dog	148	139	179	172	198	166	185	170	161	162	163	134	1,977	1,792	9.3%
Stray Cat	85	74	57	101	134	141	114	131	164	152	116	85	1,654	1,411	14.6%
Calls for Service	641	609	745	703	742	667	555	601	561	556	519	522	7,421	7,130	4%
Euthanasia dog	42	34	47	46	48	66	60	53	59	53	47	28	553	419	30%
Euthanasia Cat	15	15	21	17	16	34	61	52	48	57	29	15	380	383	.7%
Microchips Issued	109	123	123	124	160	131	140	110	132	182	154	143	1,631	1,438	11.8%
Adoptions	122	130	121	106	147	131	144	113	138	171	152	133	1,608	1,607	.2%
Rescue/Transfer	68	44	54	70	39	52	23	38	51	51	36	47	573	972	-41%
Incoming Phone Calls	2,347	1,913	2,345	2,225	2,540	2,246	2,266	2,454	2,131	2,257	1,967	2,125	26,816	--	--

Live Release Rate%	Jan.	Feb.	Mar.	Apr.	May	Jun.	Jul.	Aug.	Sep.	Oct.	Nov.	Dec.	Total	2022	% Change
Dogs	89%	83%	81%	80%	82%	71%	75%	74%	67%	75%	80%	76%	78%	84%	-9%
Cats	91%	84%	78%	83%	85%	72%	57%	54%	71%	69%	80%	88%	76%	72%	5.2%
Total Live Release	90%	83%	80%	81%	82%	71%	68%	67%	69%	72%	80%	82%	77%	80%	-3.7%

2022 Totals

Activity	Jan.	Feb.	Mar.	Apr.	May	Jun.	Jul.	Aug.	Sep.	Oct.	Nov.	Dec.	Total	2021	% Change
Owner Surrenders	31	110	75	41	31	56	36	47	54	48	49	52	661	633	4%
Intakes	234	320	329	313	384	396	313	508	456	434	369	382	4,438	3,761	15%
Stray Dog	114	109	150	108	119	129	158	202	171	153	166	192	1,792	1,435	20%
Stray Cat	67	47	80	129	195	175	91	177	164	146	78	62	1,411	1,065	25%
Calls for Service	397	409	614	615	592	628	637	649	630	642	636	681	7,130	5,328	25%
Euthanasia dog	19	32	27	21	24	35	36	64	55	27	50	64	419	232	45%
Euthanasia Cat	11	27	30	18	29	84	42	52	73	66	46	18	383	350	8%
Microchips Issued	128	99	150	123	140	144	193	172	128	170	135		1,438	1,636	-12%
Adoptions	137	99	142	122	110	142	184	187	141	186	122	177	1,607	1,523	5%
Rescue/Transfer	60	68	75	131	77	68	35	85	83	63	46	67	790	972	-18%
Incoming Phone Calls	**	**	**	**	**	**	**	**	**	2,400	2,192	2,155	6,747	---	---

Live Release Rate%	Jan.	Feb.	Mar.	Apr.	May	Jun.	Jul.	Aug.	Sep.	Oct.	Nov.	Dec.	Total	2021	% Change
Dogs	89.4%	83%	87%	91%	88%	85%	86%	76%	76%	89%	76%	77%	84%	86%	-2%
Cats	90%	73%	75%	88%	78%	54%	71%	71%	56%	65%	60%	87%	72%	72%	0%
Total Live Release	89.4%	80%	83%	90%	84%	72%	80%	74%	67%	78%	71%	81%	80%	85%	-5%