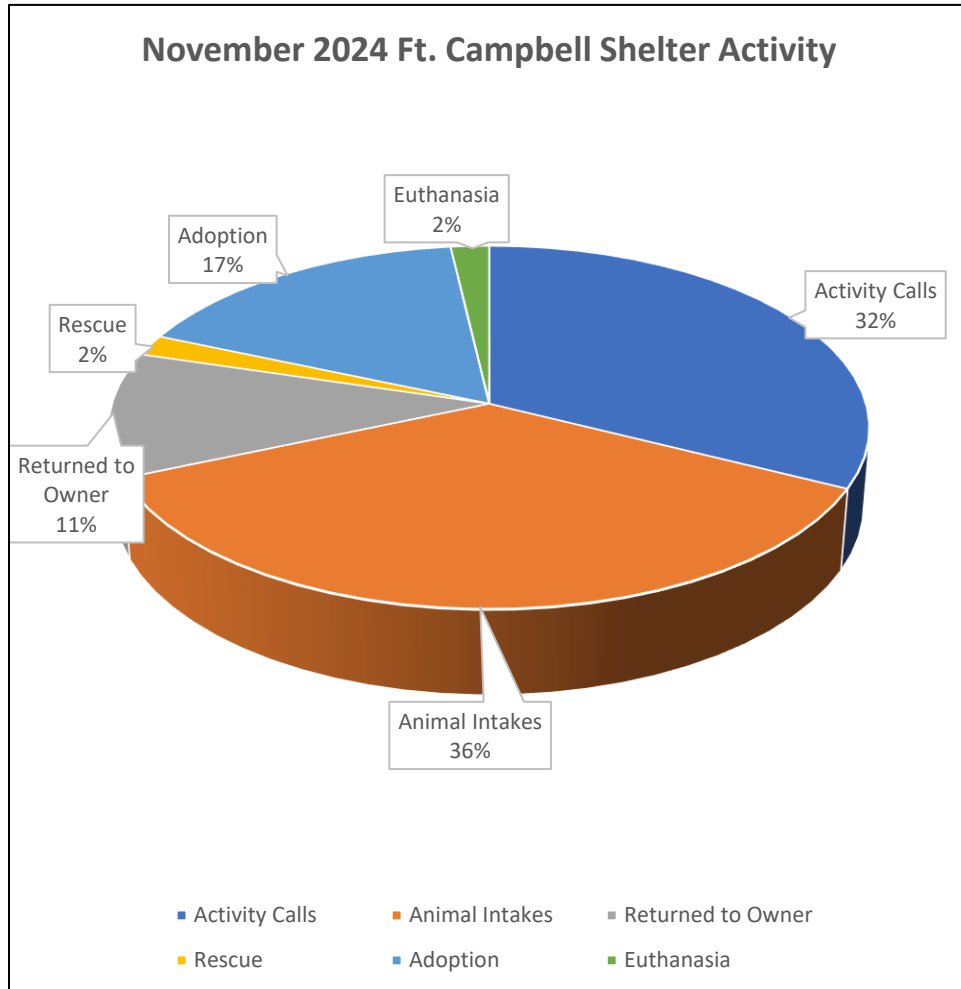




## November 2024 Ft. Campbell Shelter Report

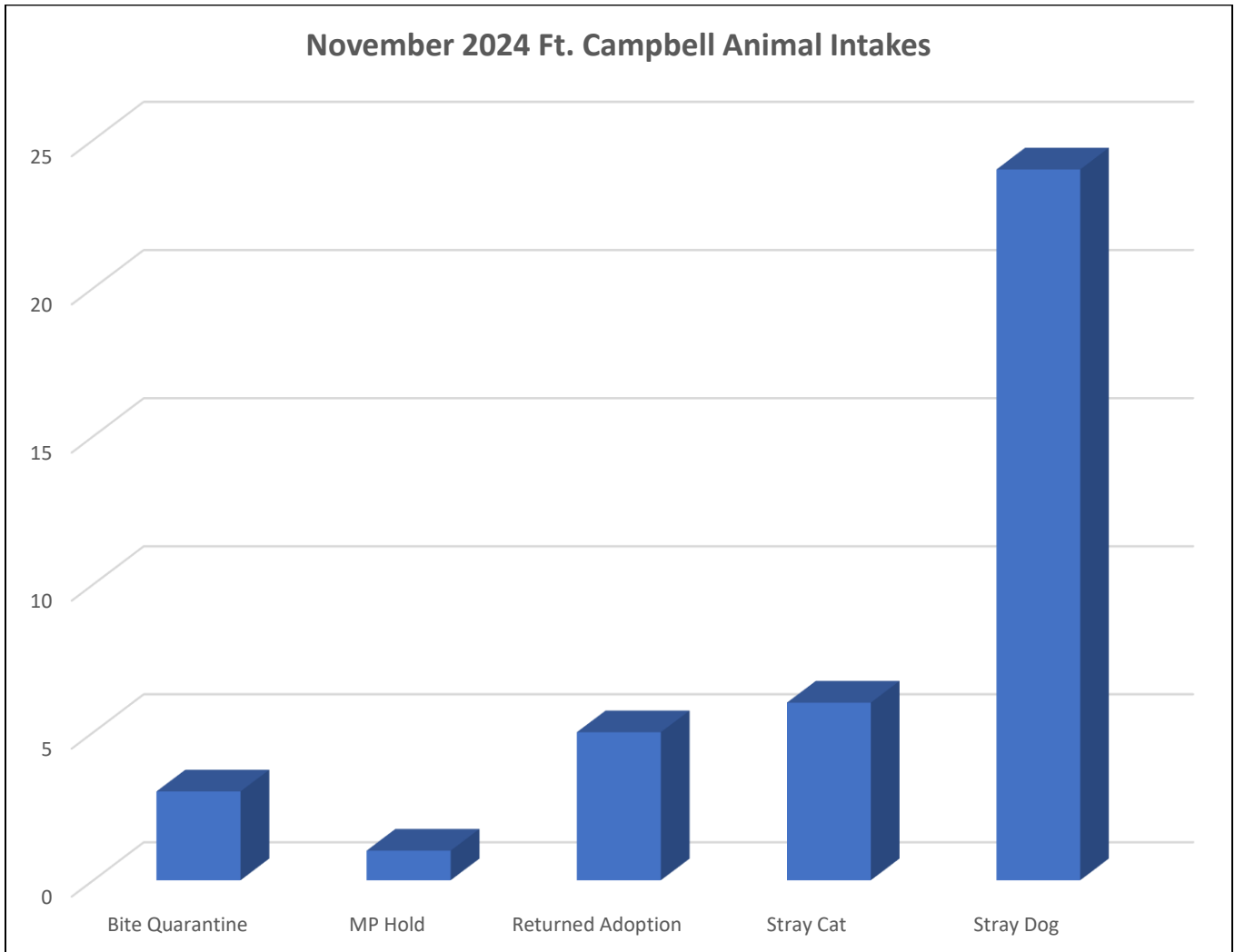
November 2024	
Activity Calls	<b>35</b>
Animal Intakes	<b>39</b>
Dogs	30
Cats	9
Other	0
<b>Incoming Per Day</b>	<b>1.6</b>
Returned to Owner	<b>12</b>
Dogs – In Field	1
Cats – In Field	0
Dogs – From Shelter	11
Cats – From Shelter	0
Rescue Transfers	<b>2</b>
Dogs Transferred	2
Cats Transferred	0
Animals Adopted	<b>18</b>
Dogs Altered	3
Dogs Unaltered	11
Cats Altered	2
Cats Unaltered	2
Rabbit	0
Fostered	<b>0</b>
Dogs Fostered	0
Cats Fostered	0
Euthanasia	<b>2</b>
Dogs Euthanized	1
Cats Euthanized	1
TNR/Returned to Field	<b>0</b>
Visitors to Shelter	<b>199</b>
Avg. Visitors per Day	5.5



# November 2024 Ft. Campbell Shelter Report

## Animal Intake Reasons

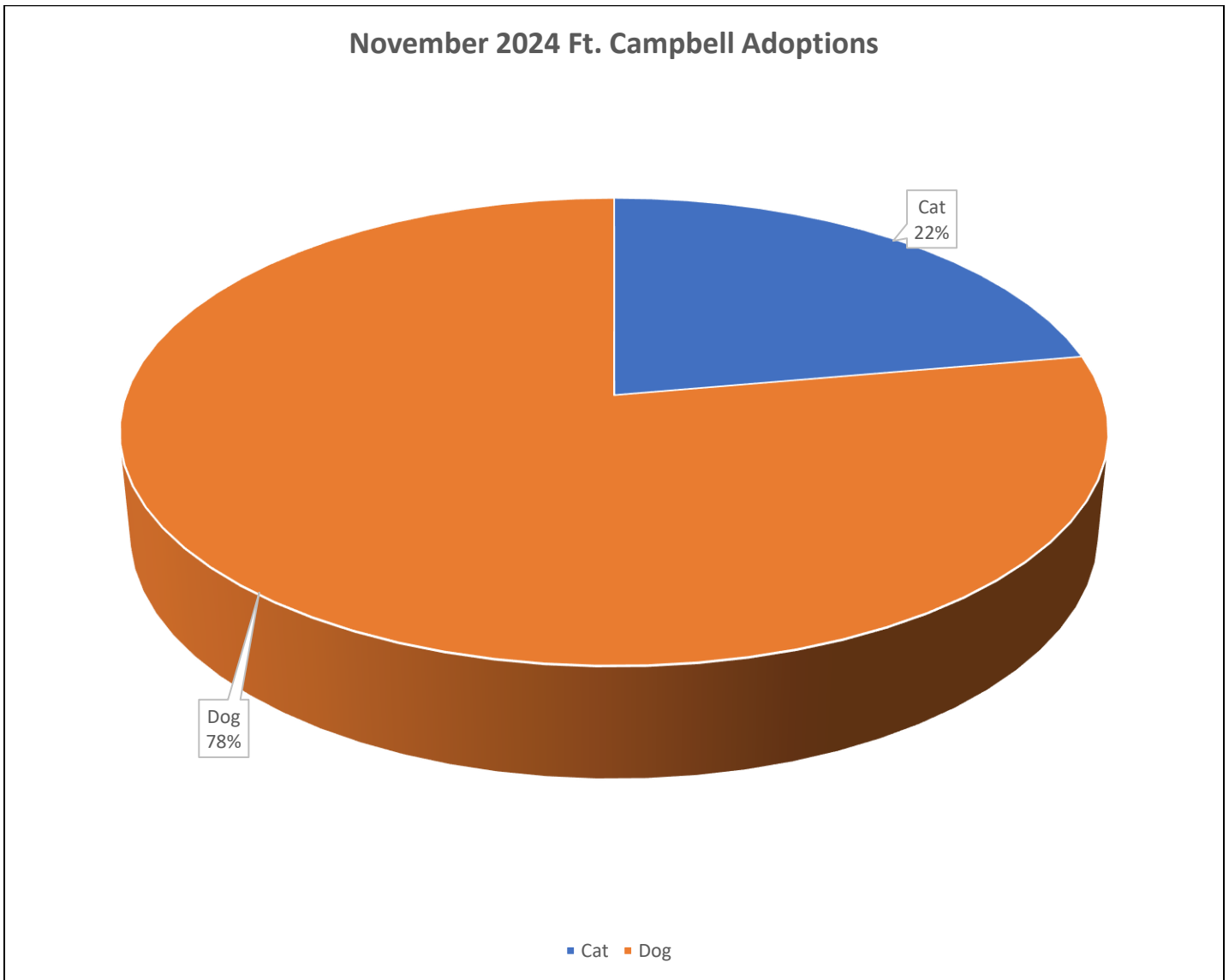
Intake Reasons	39
Stray Dog	24
Stray Cat	6
MP Hold	1
Returned Adoption	5
Abandoned	0
Protective Custody	0
Owner Surrender	0
Bite Quarantine	3
Foster Return	0



# November 2024 Ft. Campbell Shelter Report

## Animal Adoptions

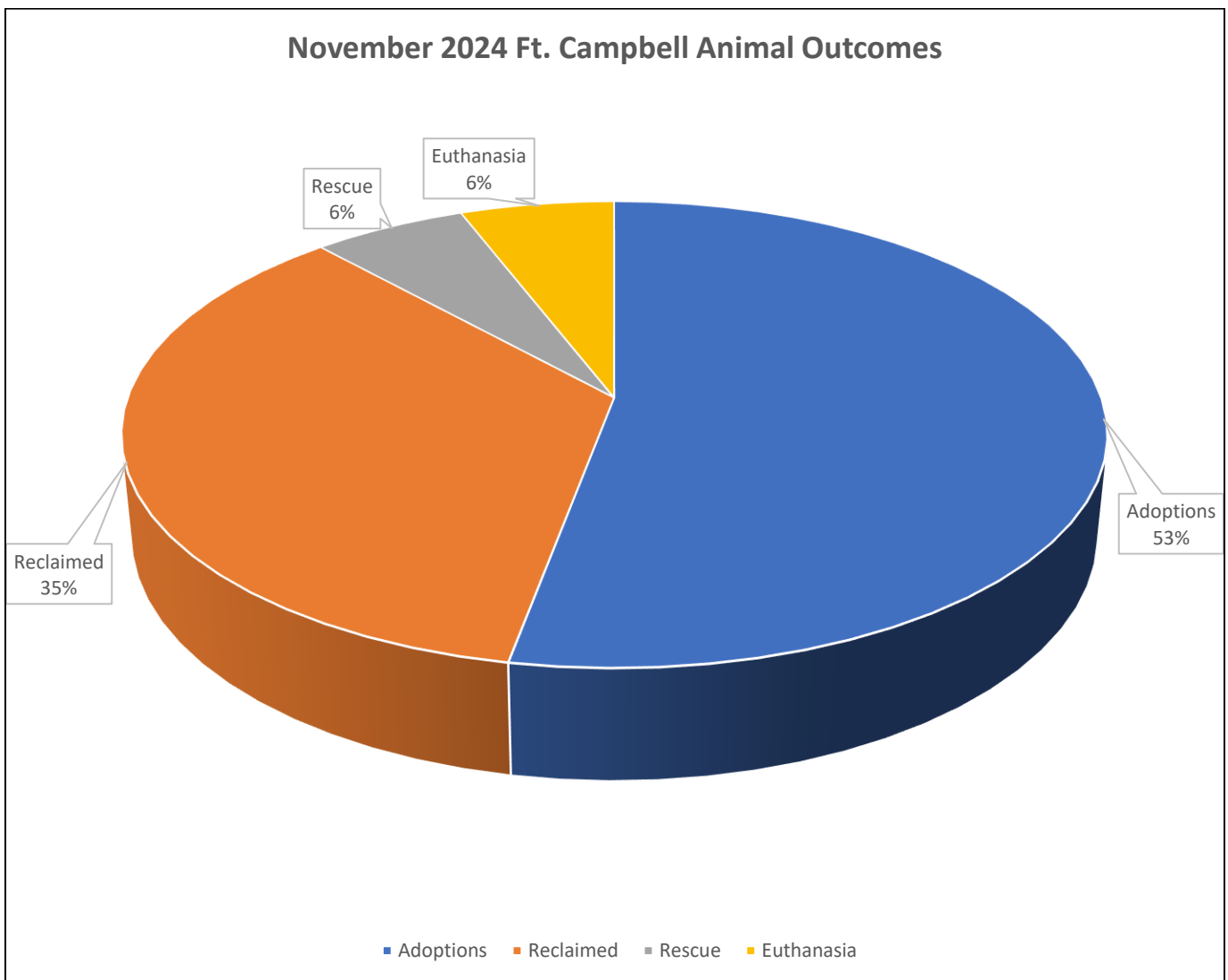
Adoptions	18
Dogs/Puppies – Altered	3
Dogs/Puppies – Unaltered	11
Cats/Kittens – Altered	2
Cats/Kittens – Unaltered	2



# November 2024 Ft. Campbell Shelter Report

## Outcomes

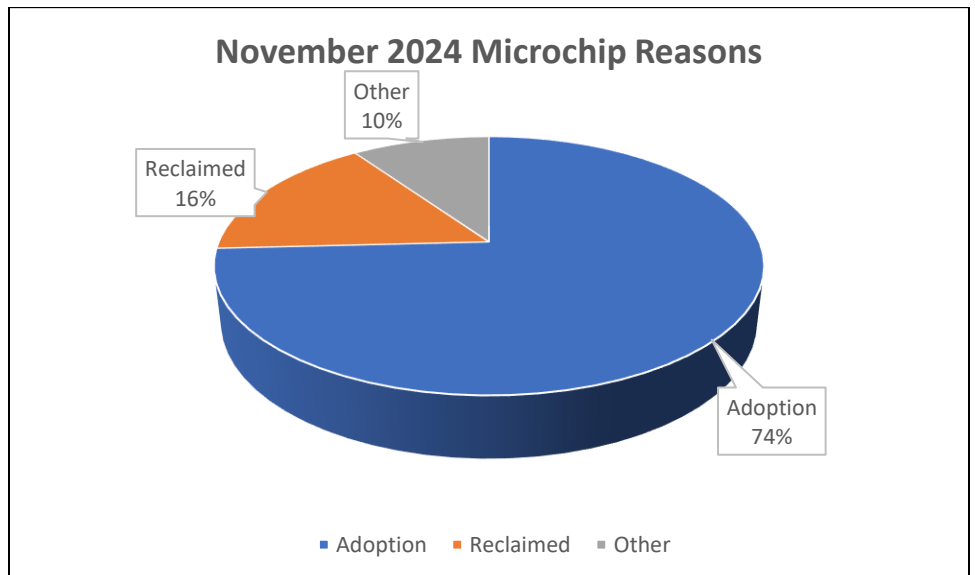
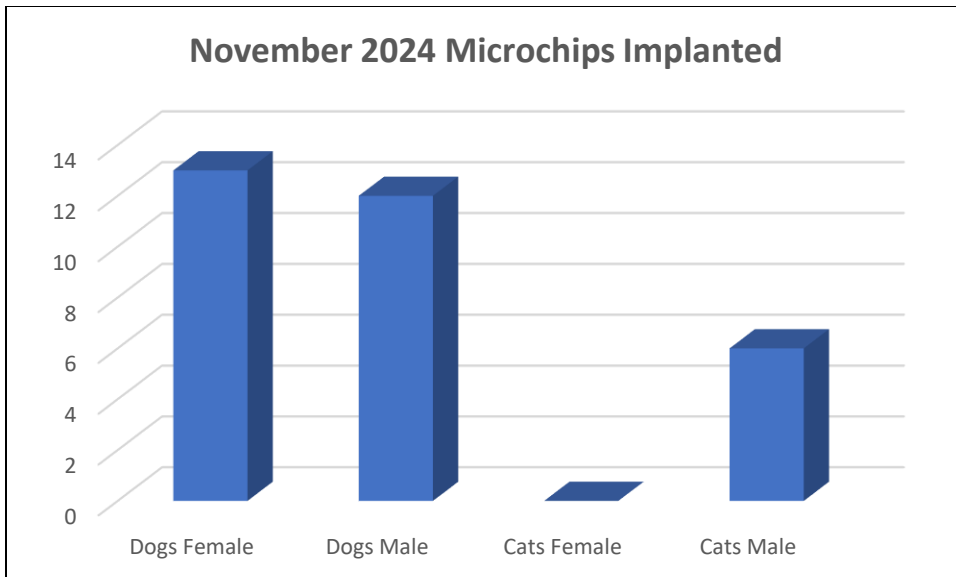
Animal Outcomes	34
Adoptions	18
Fostered	0
Reclaimed	12
Transferred to Rescue	2
Euthanasia	2
Dead on Arrival	0



# November 2024 Ft. Campbell Shelter Report

## Microchips Issued

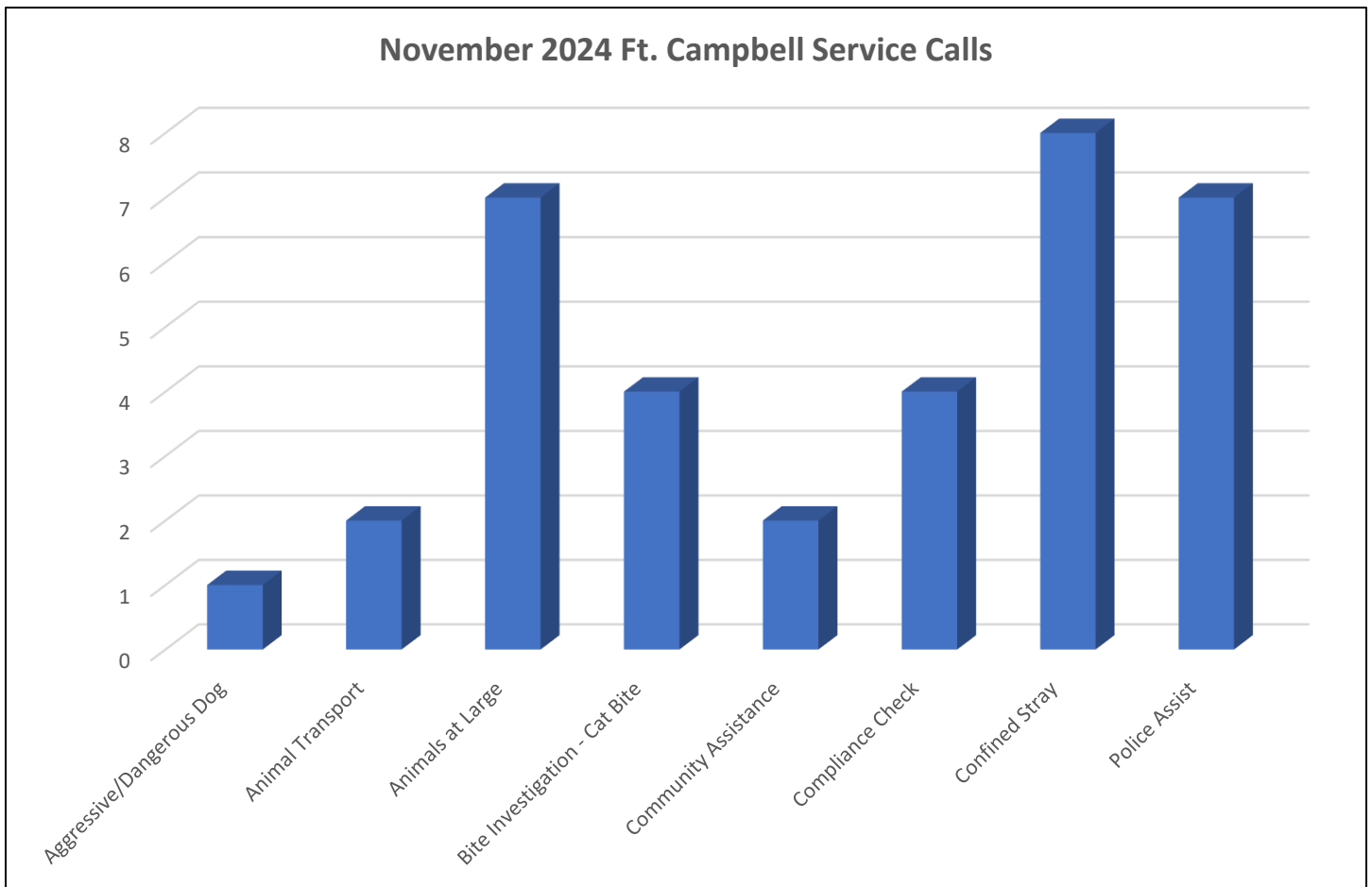
Microchips Implanted	31
Dogs – Female	13
Dogs – Male	12
Cats – Female	0
Cats – Male	6
Adoptions	23
Reclaimed	5
Other	3



# November 2024 Ft. Campbell Shelter Report

## Activity Calls

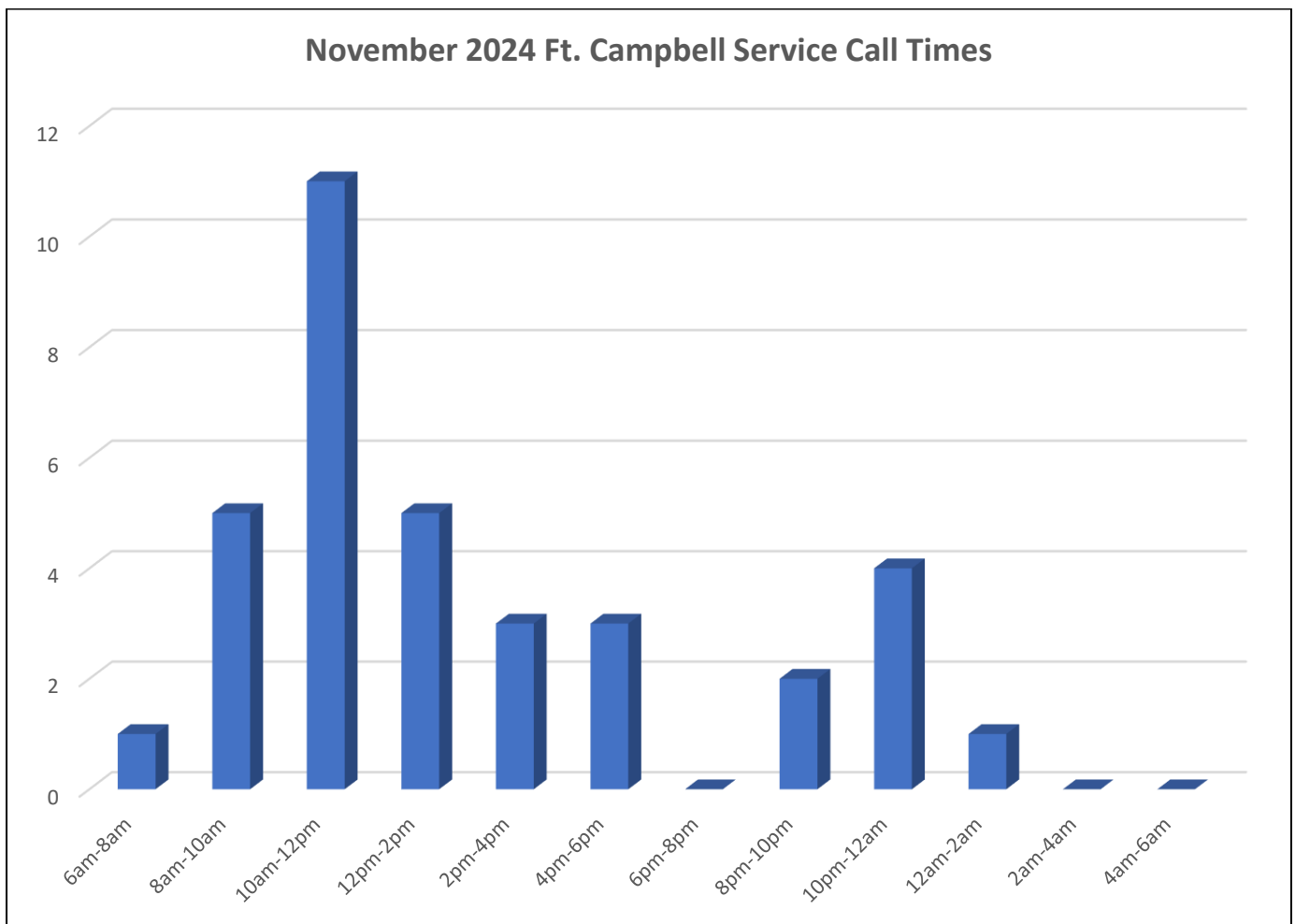
Service Calls	35
Animal Transport	2
Aggressive/Dangerous Dog	1
Animals at Large	7
Bite Investigation	4
Community Assist	2
Compliance Check	4
Confined Stray	8
Dog in School	0
Owner Notification	0
Police Assist	7
Vet Transport	0
Sick/Injured Animal	0
Welfare/Neglect	0
Deceased Animal Pickup	0



# November 2024 Ft. Campbell Shelter Report

## Activity by Time of Day

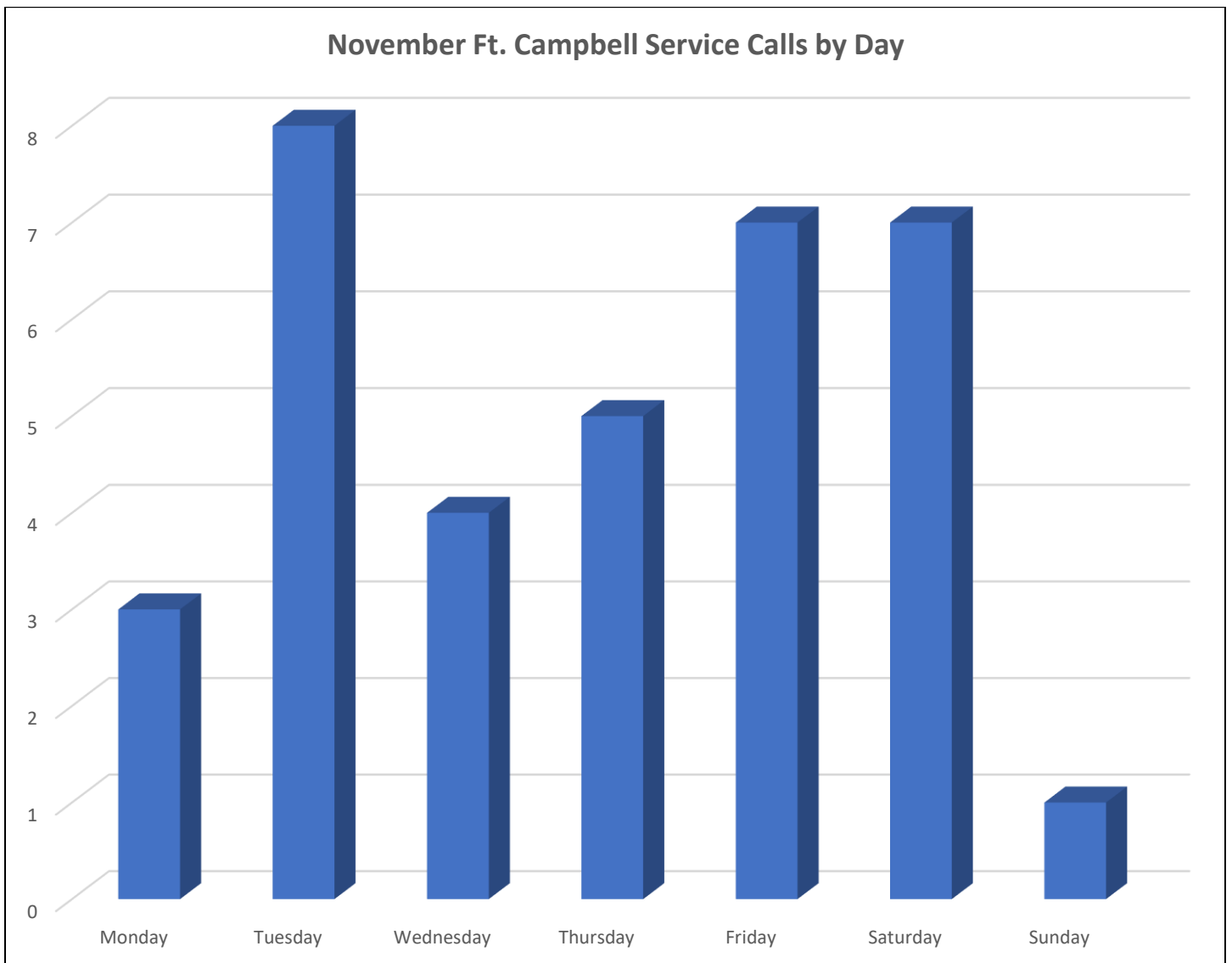
Service Calls by Time of Day	35
6am to 8am	1
8am to 10am	5
10am to 12pm	11
12pm to 2pm	5
2pm to 4pm	3
4pm to 6pm	3
6pm to 8pm	0
8pm to 10pm	2
10pm to 12am	4
12am to 2am	1
2am to 4am	0
4am to 6am	0



# November 2024 Ft. Campbell Shelter Report

## Activity by Day of Week

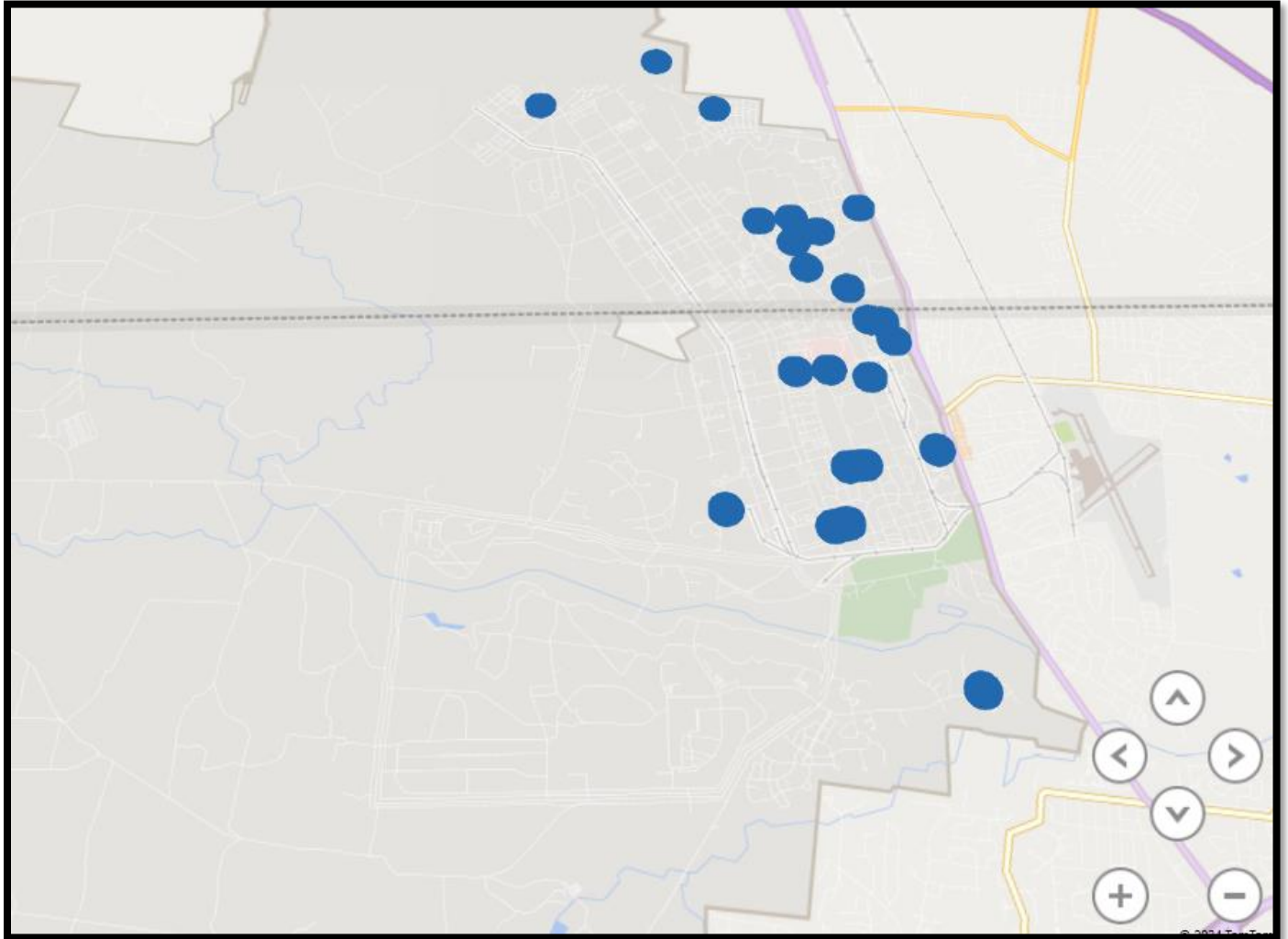
Service Calls by Day	35
Monday	3
Tuesday	8
Wednesday	4
Thursday	5
Friday	7
Saturday	7
Sunday	1





# November 2024 Ft. Campbell Shelter Report

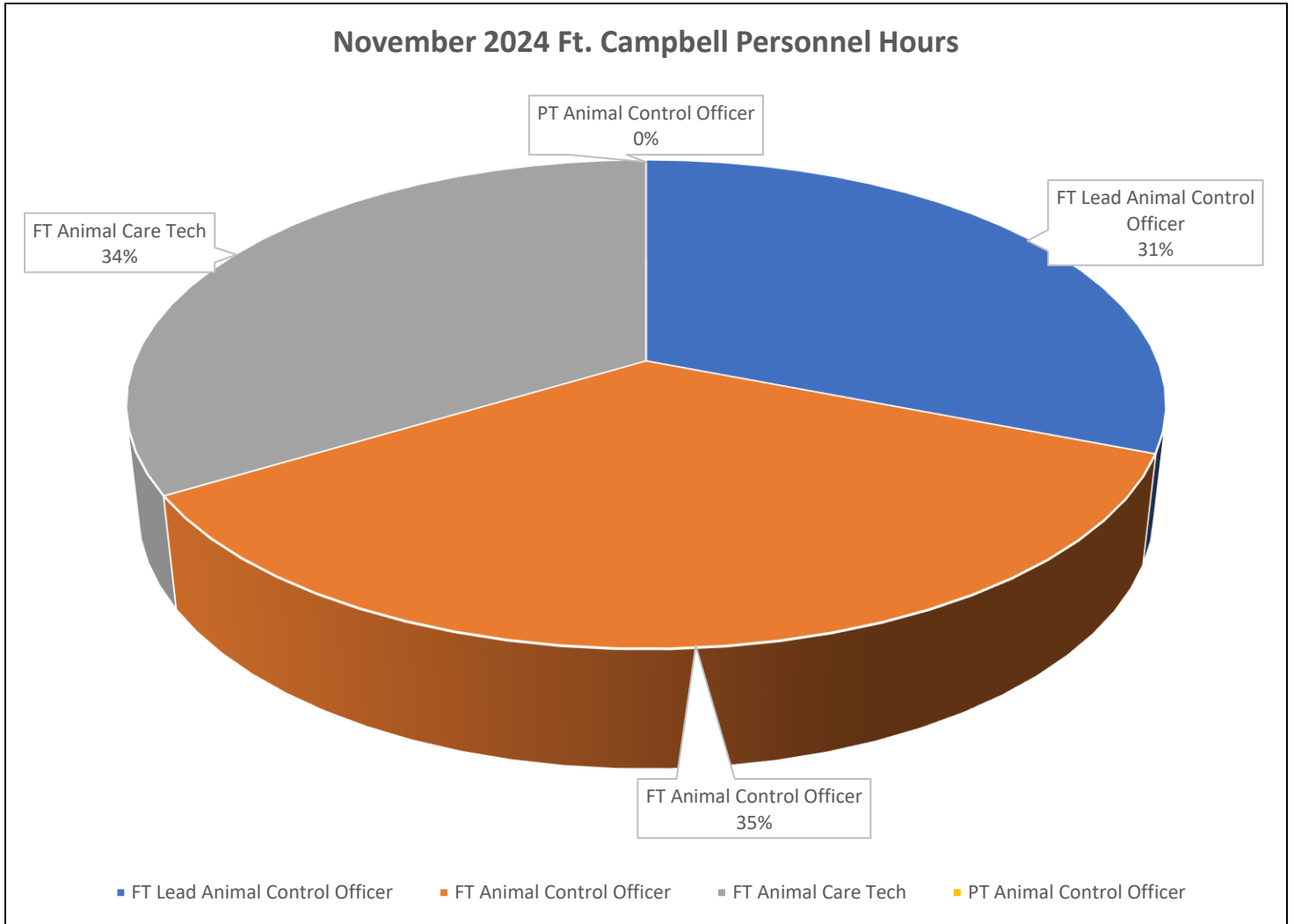
## Activity Heat Map



# November 2024 Ft. Campbell Shelter Report

## Personnel Staffing Hours

Personnel Hours	573
FT Lead Animal Control Officer	188.5
FT Animal Control Officer	215
PT Animal Control Officer	0
FT Animal Care Tech	204.8



## 2024 Totals

Activity	Jan.	Feb.	Mar.	Apr.	May	Jun.	Jul.	Aug.	Sep.	Oct.	Nov.	Dec.	Total	2023	% Change
<b>Owner Surrenders</b>	1	0	0	2	0	0	1	0	0	1	0		5	0	
<b>Intakes</b>	31	21	35	46	34	40	40	63	26	45	39		341	405	
<b>Stray Dog</b>	19	10	30	29	18	13	18	14	14	19	24		171	168	
<b>Stray Cat</b>	9	5	2	9	7	15	18	26	6	16	6		126	156	
<b>Calls for Service</b>	25	35	54	51	45	30	35	34	38	49	35		366	453	
<b>Euthanasia dog</b>	0	4	0	1	1	3	4	2	4	2	1		18	11	
<b>Euthanasia Cat</b>	1	2	0	1	0	1	1	5	0	4	1		14	19	
<b>Microchips Issued</b>	16	15	16	18	10	7	11	21	21	17	31		145	153	
<b>Adoptions</b>	14	13	9	11	8	6	10	12	17	10	18		104	146	
<b>Rescue/Transfer</b>	1	5	3	2	0	0	8	13	1	4	2		37	33	
<b>Incoming Phone Calls</b>	--	--	--	--	--	--	--	--	--	--	--		--	--	

Live Release Rate%	Jan.	Feb.	Mar.	Apr.	May	Jun.	Jul.	Aug.	Sep.	Oct.	Nov.	Dec.	Total	2022	% Change
<b>Dogs</b>	100%	83%	100%	97%	96%	79%	81%	93%	76%	90%	97%		90%		
<b>Cats</b>	92%	75%	100%	75%	100%	75%	92%	58%	100%	67%	80%		84%		
<b>Total Live Release</b>	95%	81%	100%	94%	96%	78%	85%	83%	86%	82%	94%		89%		

## 2023 Totals

Activity	Jan.	Feb.	Mar.	Apr.	May	Jun.	Jul.	Aug.	Sep.	Oct.	Nov.	Dec.	Total	2022	% Change
<b>Owner Surrenders</b>	0	0	0	0	0	0	0	0	0	0	0	0	0	0	0
<b>Intakes</b>	43	27	26	34	48	36	42	47	57	29	39	31	405	375	7.4%
<b>Stray Dog</b>	13	11	16	14	31	16	22	19	23	10	12	12	168	142	15.4%
<b>Stray Cat</b>	12	6	6	12	13	14	9	16	27	18	22	14	156	107	31.4%
<b>Calls for Service</b>	29	41	48	51	69	51	45	37	40	37	36	38	453	307	32%
<b>Euthanasia dog</b>	2	1	1	1	1	1	1	1	1	1	1	0	11	8	27%
<b>Euthanasia Cat</b>	1	0	1	2	0	1	0	2	4	4	4	0	19	4	78%
<b>Microchips Issued</b>	9	12	17	6	26	15	17	16	19	14	14	14	153	152	.6%
<b>Adoptions</b>	8	9	8	9	18	11	16	15	15	27	13	15	146	101	31%
<b>Rescue/Transfer</b>	2	4	4	2	3	2	0	3	0	6	10	0	33	--	--
<b>Incoming Phone Calls</b>	n/a	n/a	n/a	n/a	n/a	n/a	n/a	n/a	n/a	n/a	n/a	n/a	n/a	--	--

Live Release Rate%	Jan.	Feb.	Mar.	Apr.	May	Jun.	Jul.	Aug.	Sep.	Oct.	Nov.	Dec.	Total	2022	% Change
<b>Dogs</b>	89%	96%	93%	95%	95%	95%	96%	96%	93%	94%	96%	100%	95%	95%	0%
<b>Cats</b>	92%	100%	91%	60%	100%	88%	100%	80%	80%	83%	75%	100%	87.4%	94%	-7.5%
<b>Total Live Release</b>	90%	98%	92%	90%	96%	93%	97%	91%	86%	87.5%	88%	100%	92.4%	94%	-1.7%