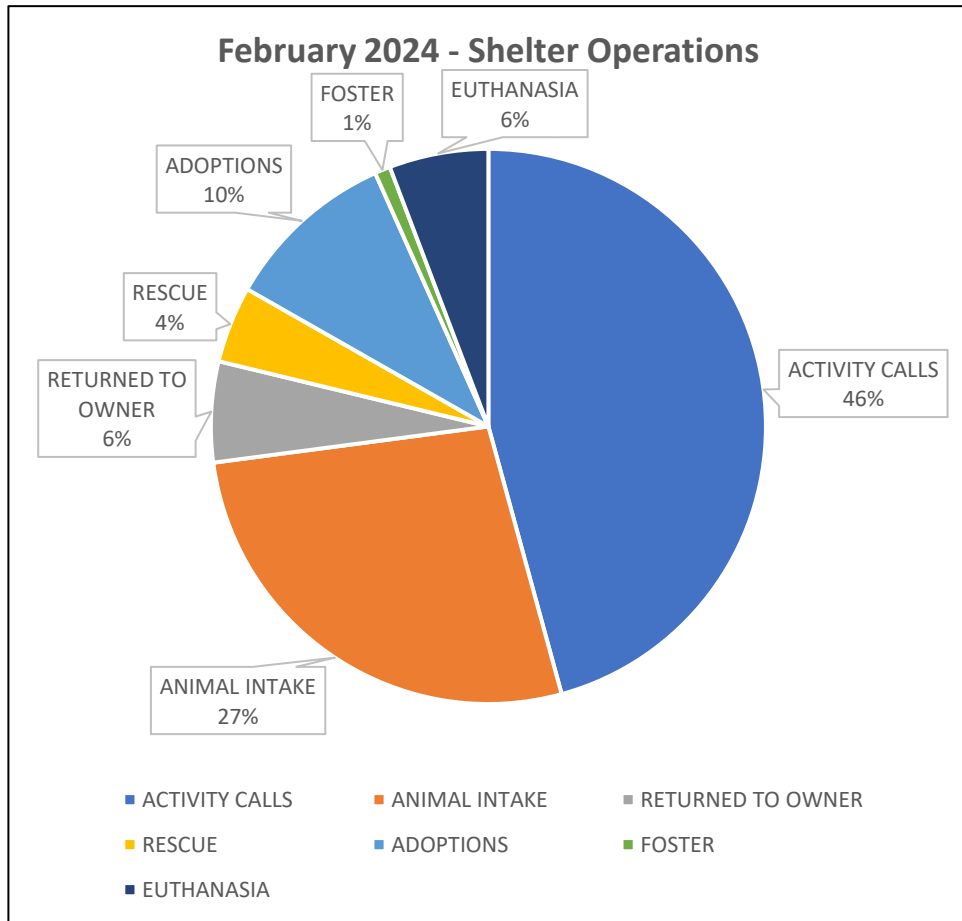




# February 2024 Shelter Report

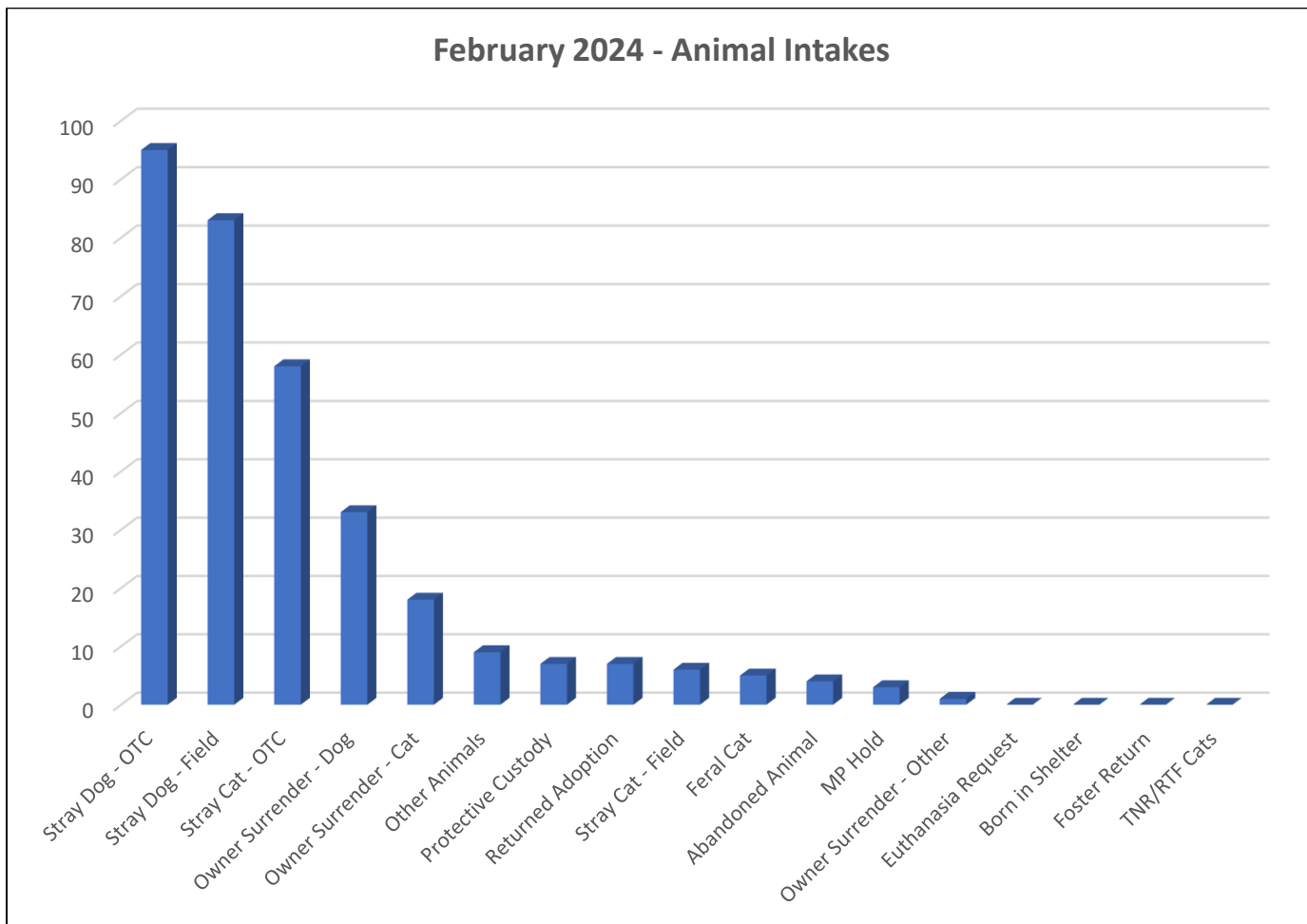
February 2024	
Activity Calls	<b>554</b>
Animal Intakes	<b>329</b>
Dogs	228
Cats	93
Other	8
<b>Incoming Per Day</b>	<b>14</b>
Returned to Owner	<b>71</b>
Dogs – In Field	13
Cats – In Field	0
Dogs – From Shelter	54
Cats – From Shelter	4
Rescue Transfers	<b>54</b>
Dogs Transferred	23
Cats Transferred	31
Animals Adopted	<b>122</b>
Dogs Adopted	90
Cats Adopted	31
Other Animals	1
Fostered	<b>11</b>
Dogs Fostered	6
Cats Fostered	5
Euthanasia	<b>70</b>
Dogs Euthanized	54
Cats Euthanized	16
TNR/Returned to Field	<b>0</b>
Visitors to Shelter	<b>1,364</b>
Avg. Visitors per Day	68.2
Incoming Phone Calls	<b>2,200</b>
Avg. Calls per Day	92



# February 2024 Shelter Report

## Animal Intake Reasons

Intake Reasons	329
Stray Dog – OTC	95
Stray Dog – Field	83
Stray Cat – OTC	58
Stray Cat – Field	6
Abandoned Animal	4
Owner Surrender – Dog	33
Owner Surrender - Cat	18
Owner Surrender - Other	1
Owner Euth. Request	0
Feral Cat	5
Protective Custody	7
Returned Adoption	7
MP Hold – Ft. Campbell	3
Born in Shelter	0
Foster Returned	0
Other Animals	9
TNR/RTF Cats	0

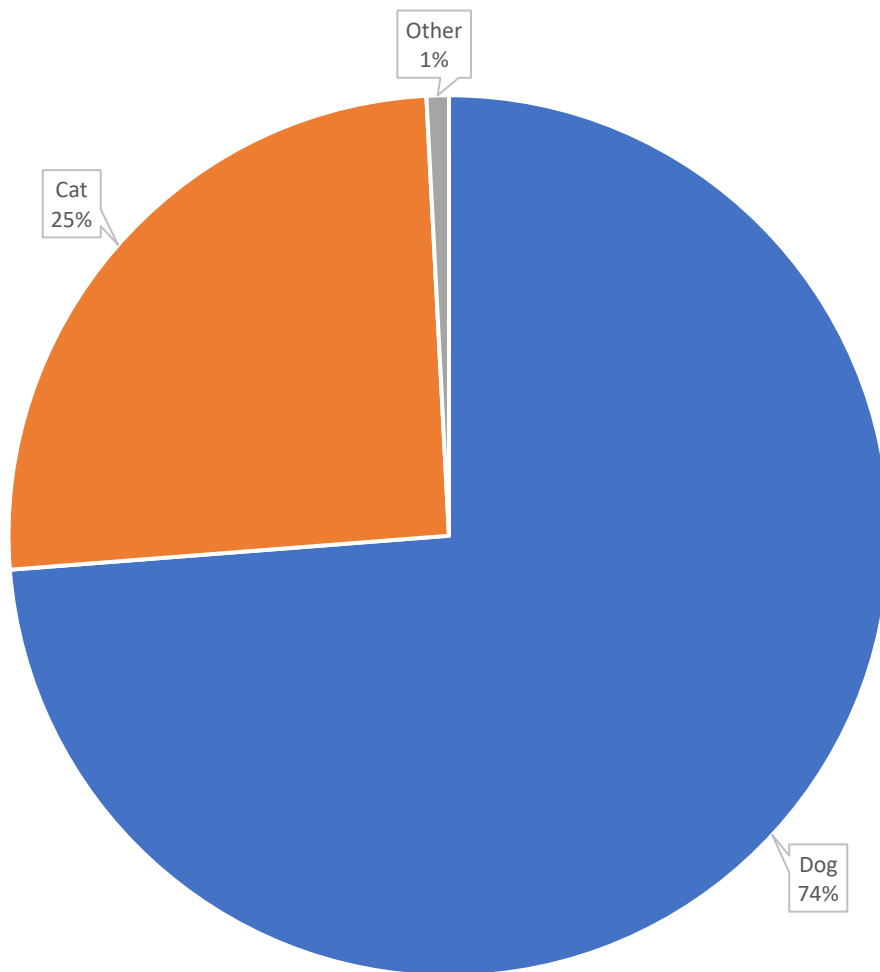


# February 2024 Shelter Report

## Animal Adoptions

Adoptions	122
Dogs/Puppies	90
Cats/Kittens	31
Other Animals	1

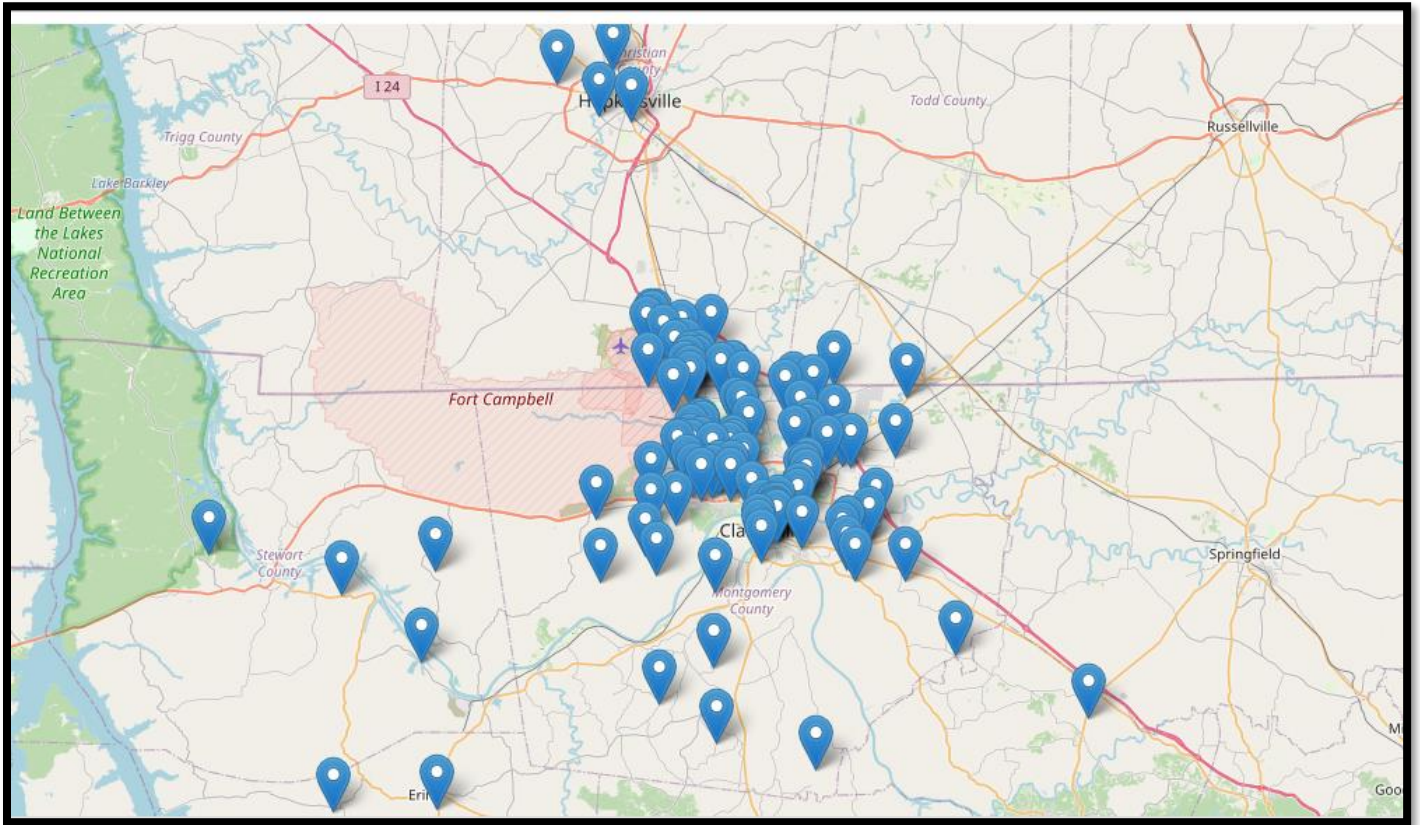
February 2024 - Animal Adoptions



■ Dog ■ Cat ■ Other

# February 2024 Shelter Report

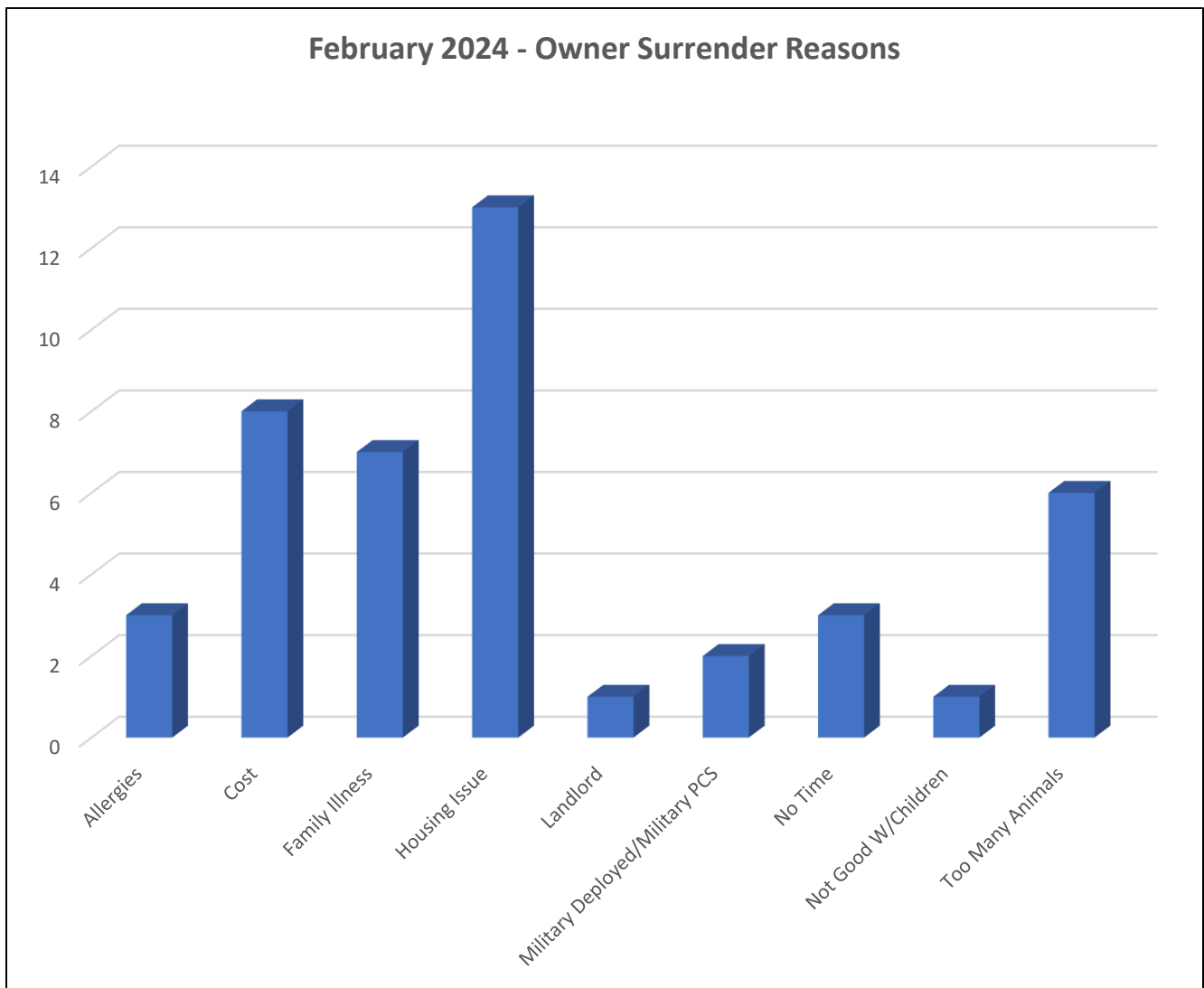
## Adoptions Map



# February 2024 Shelter Report

## Owner Surrenders

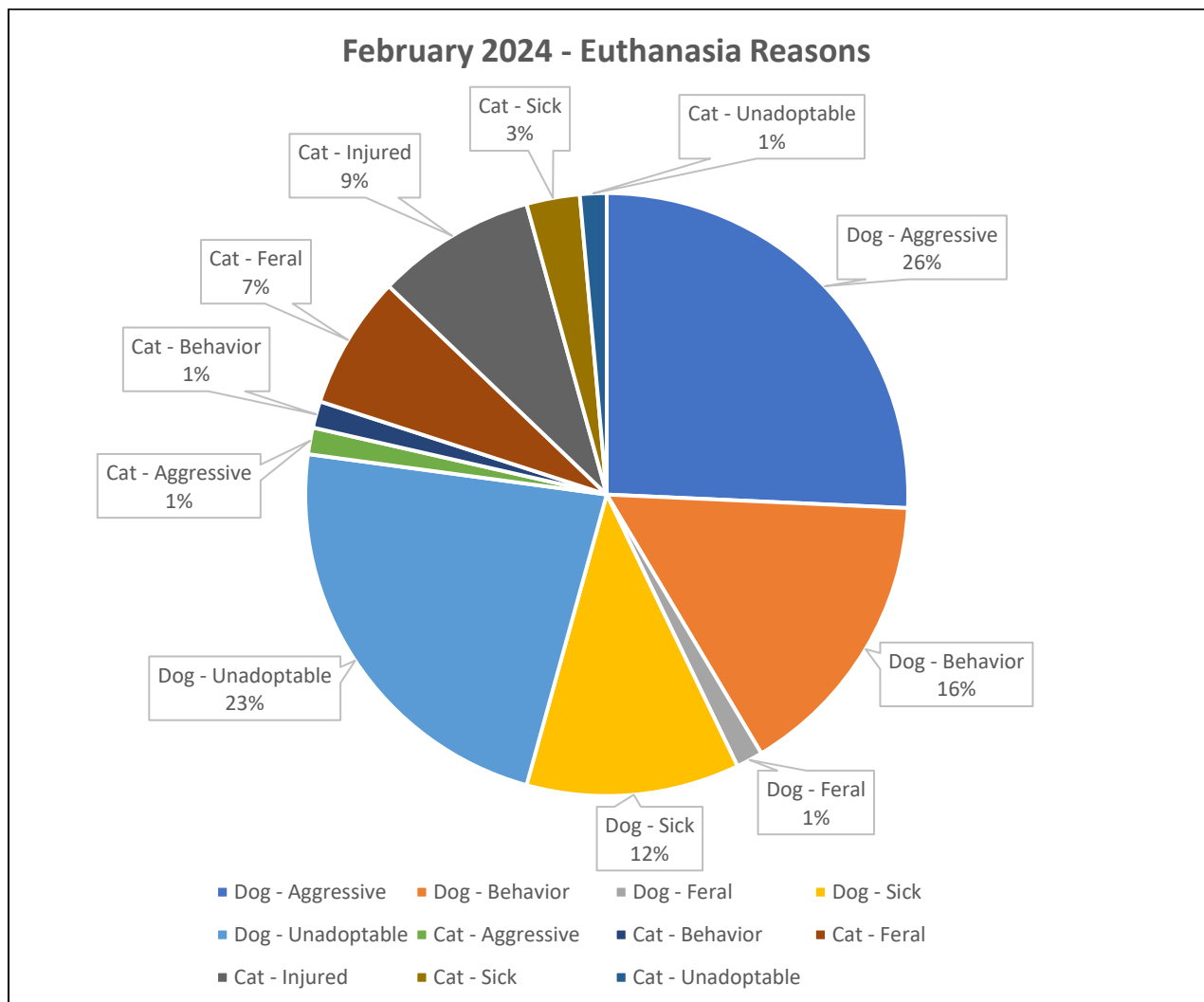
Owner Surrender Reason	44
Allergies	3
Behavior – Negative	0
Bites/Bitten	0
Cost	8
Family Illness	7
Housing Issue	13
House Soiling	0
No Time	3
Not Good W/Children	1
Too Many Animals	6
Landlord	1
Military PCS/Deployed	2



# February 2024 Shelter Report

## Euthanasia

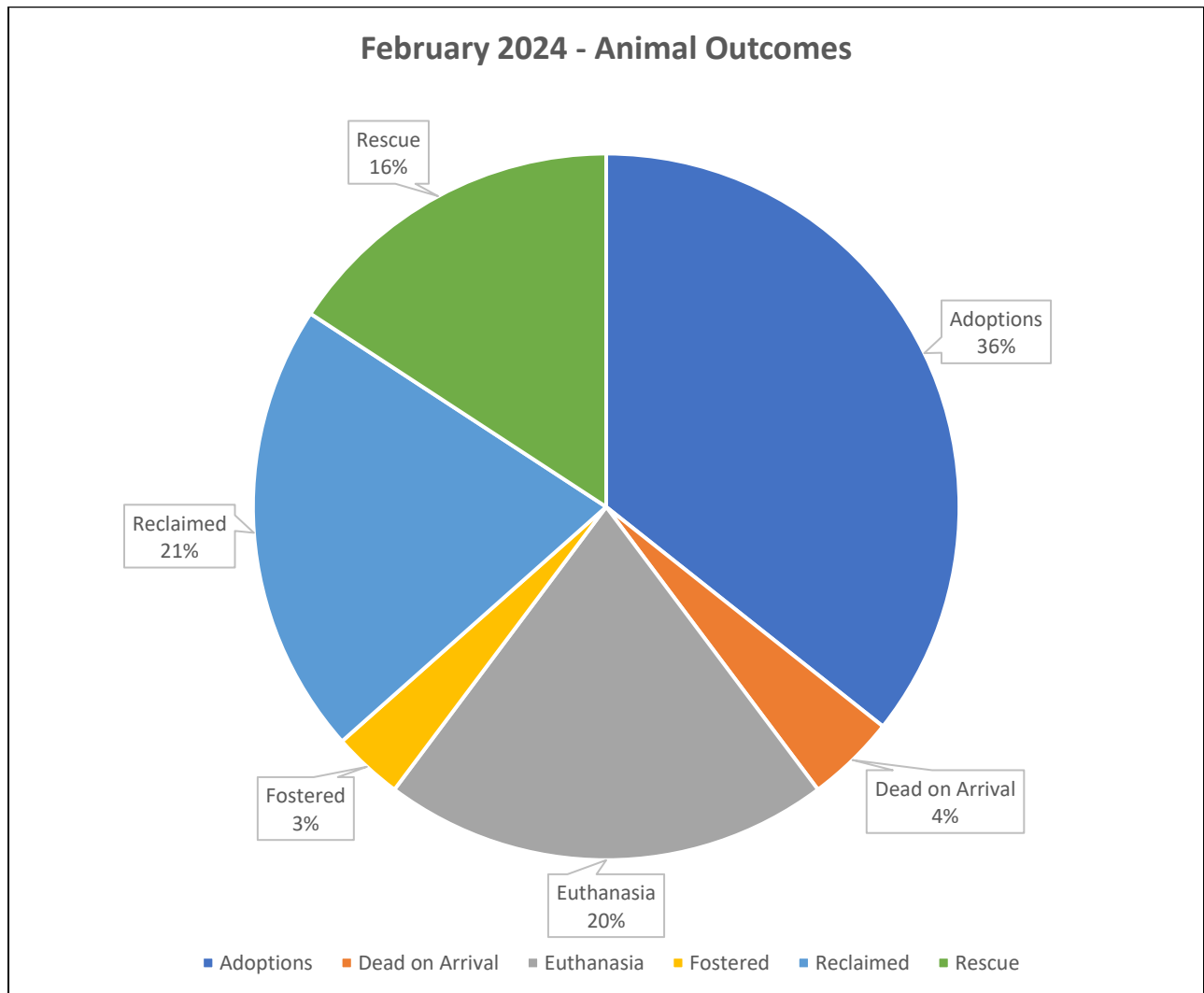
Animal Euthanasia	70
<b>Dogs/Puppies</b>	<b>53</b>
Aggressive	18
Behavior	11
Sick	8
Injured	0
Unadoptable	16
Feral	1
<b>Cats/Kittens</b>	<b>16</b>
Feral	5
Injured	6
Aggressive	1
Sick	2
Unadoptable	1
Behavior	1



# February 2024 Shelter Report

## Outcomes

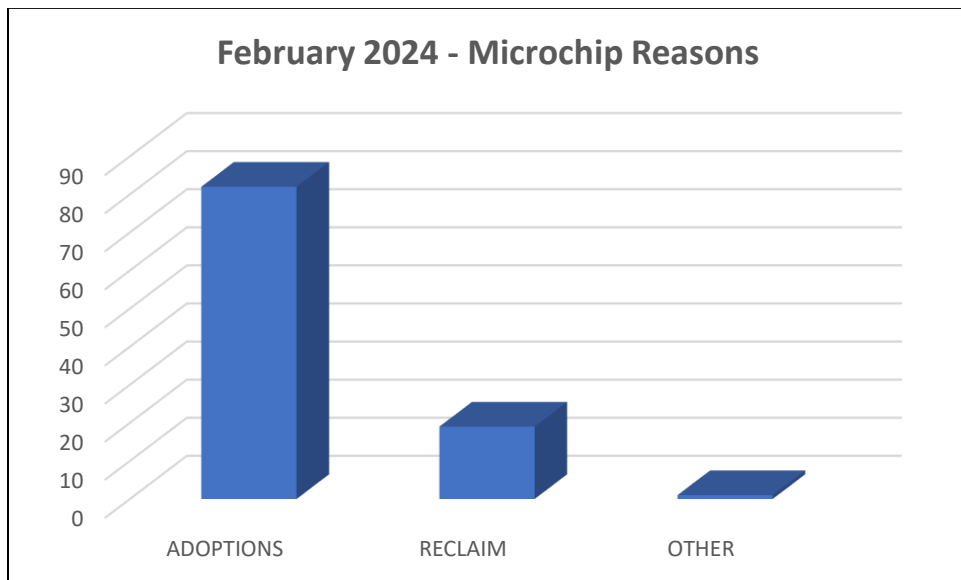
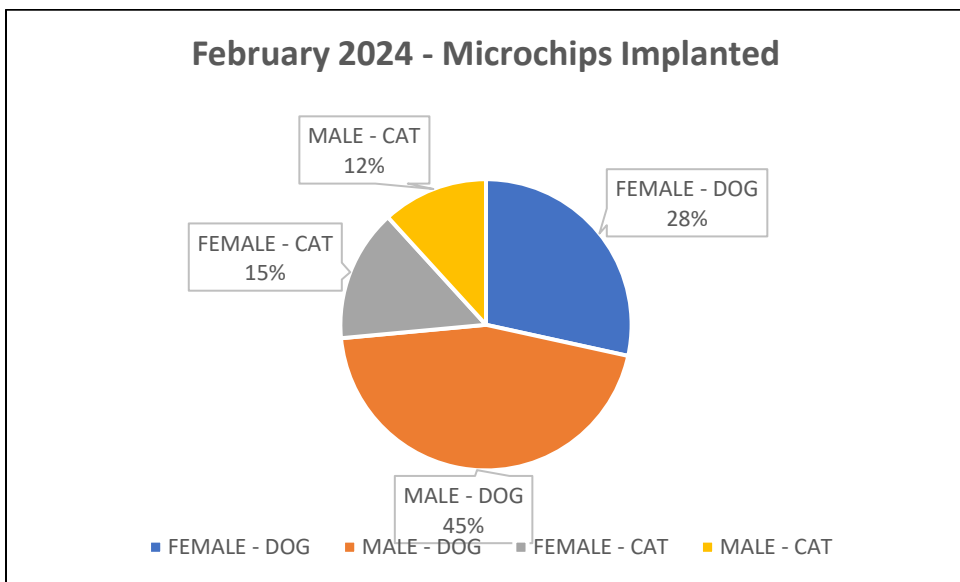
Animal Outcomes	342
Adoptions	122
Dead on Arrival	14
Died in Shelter	0
Escaped	0
Euthanasia	70
Offsite	0
Fostered	11
Reclaimed	71
RTF/TNR	0
Rescue	54



# February 2024 Shelter Report

## Microchips Issued

Microchips Implanted	102
Dogs – Female	29
Dogs – Male	46
Cats – Female	15
Cats – Male	12
Adoptions	82
Reclaimed	19
Other	1
Event	0

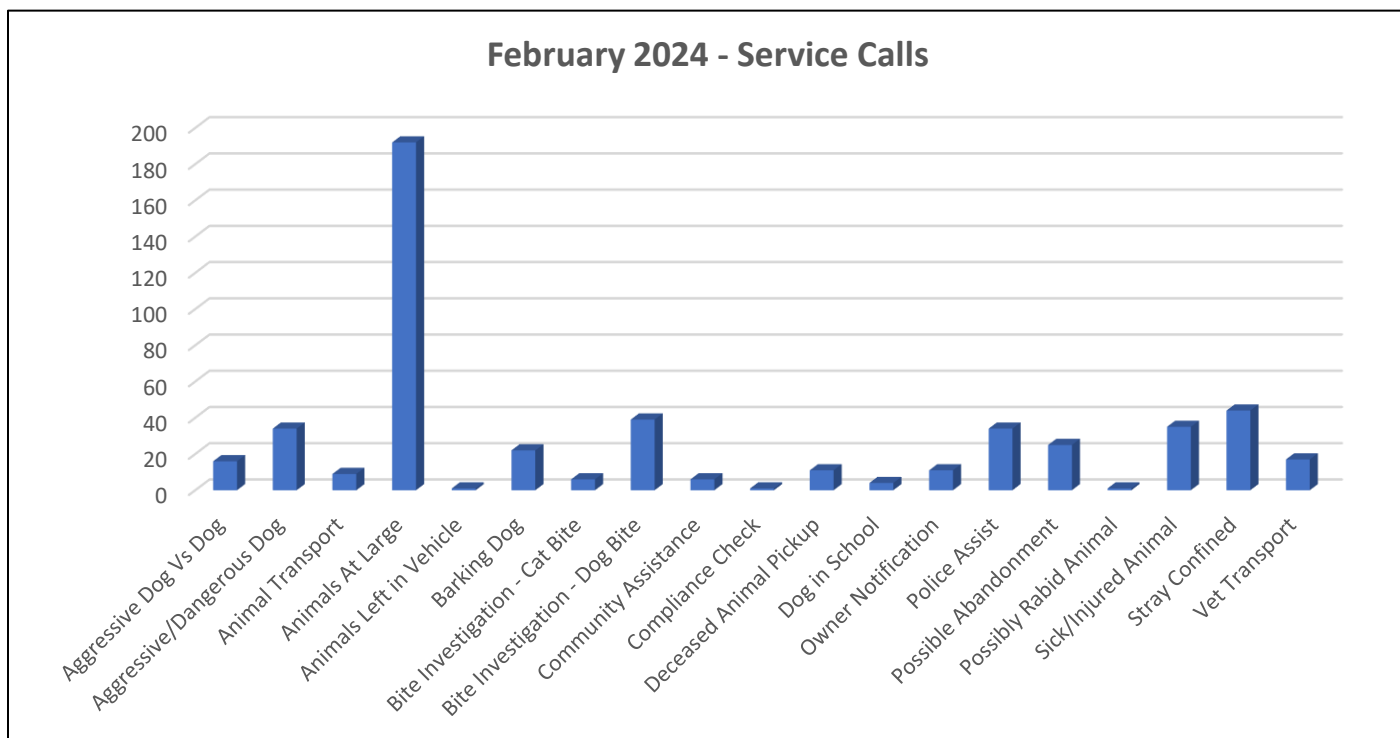




# February 2024 Shelter Report

## Activity Calls

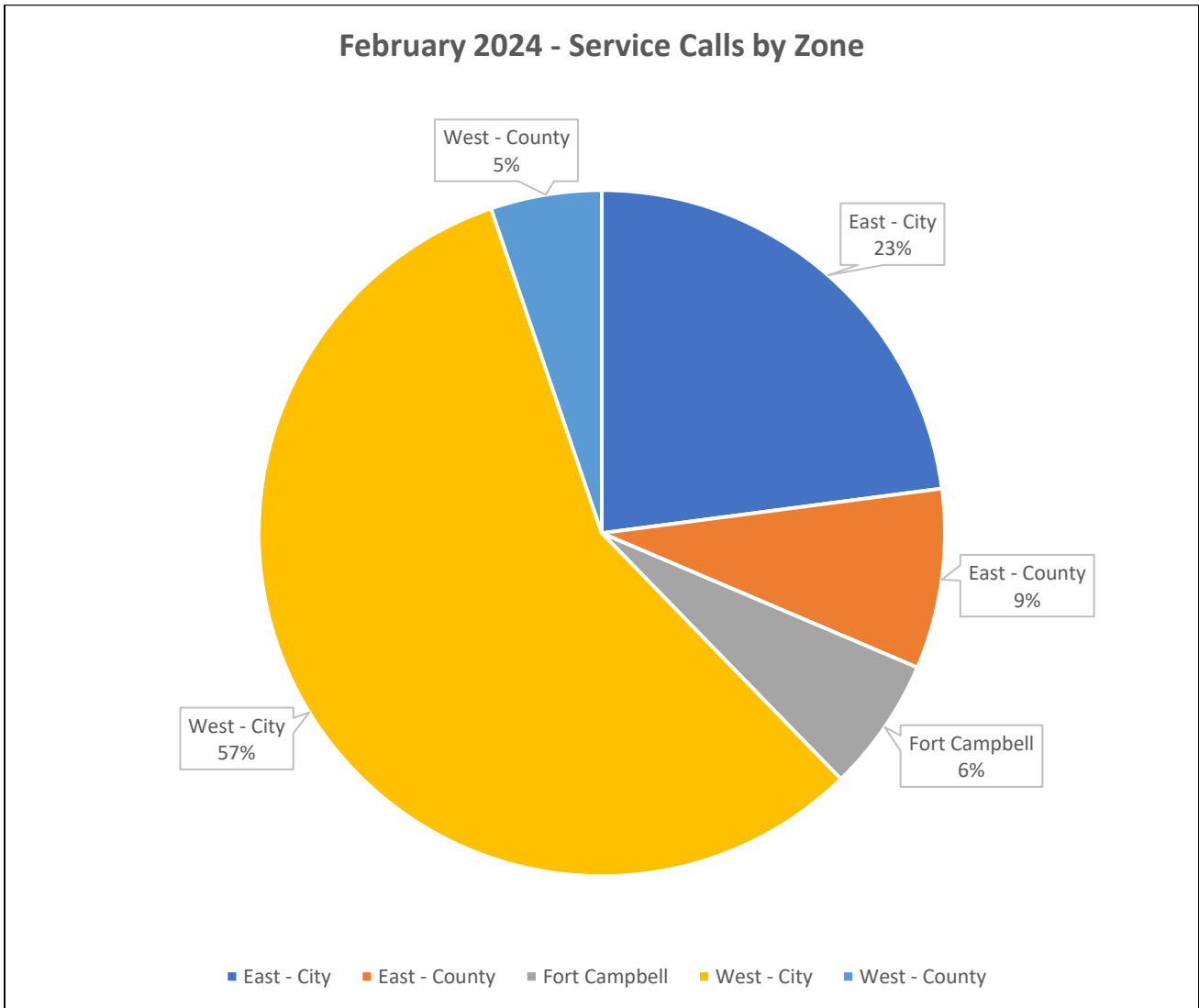
Service Calls	554
Aggressive Dog Vs Dog	16
Aggressive/Dangerous Dog	34
Aggressive Dog Vs. Other	0
Animal Transport	9
Animal Left in Vehicle	1
Animals at Large	192
Barking Dog	22
Bites involving Cats	6
Bites involving Dogs	39
Bites Other Animals	0
Community Assistance	6
Compliance Check	1
Confined Stray	44
Dog in School	4
Deceased Animal Pick Up	11
Jail Visit	0
Owner Notification	11
Police Assist	34
Possible Abandonment	25
Possibly Rabid Animal	1
Set Trap	0
Sick or Injured Animal	35
Vet Transport	17
Welfare or Neglect Complaint	46



# February 2024 Shelter Report

## Activity Calls by Zones

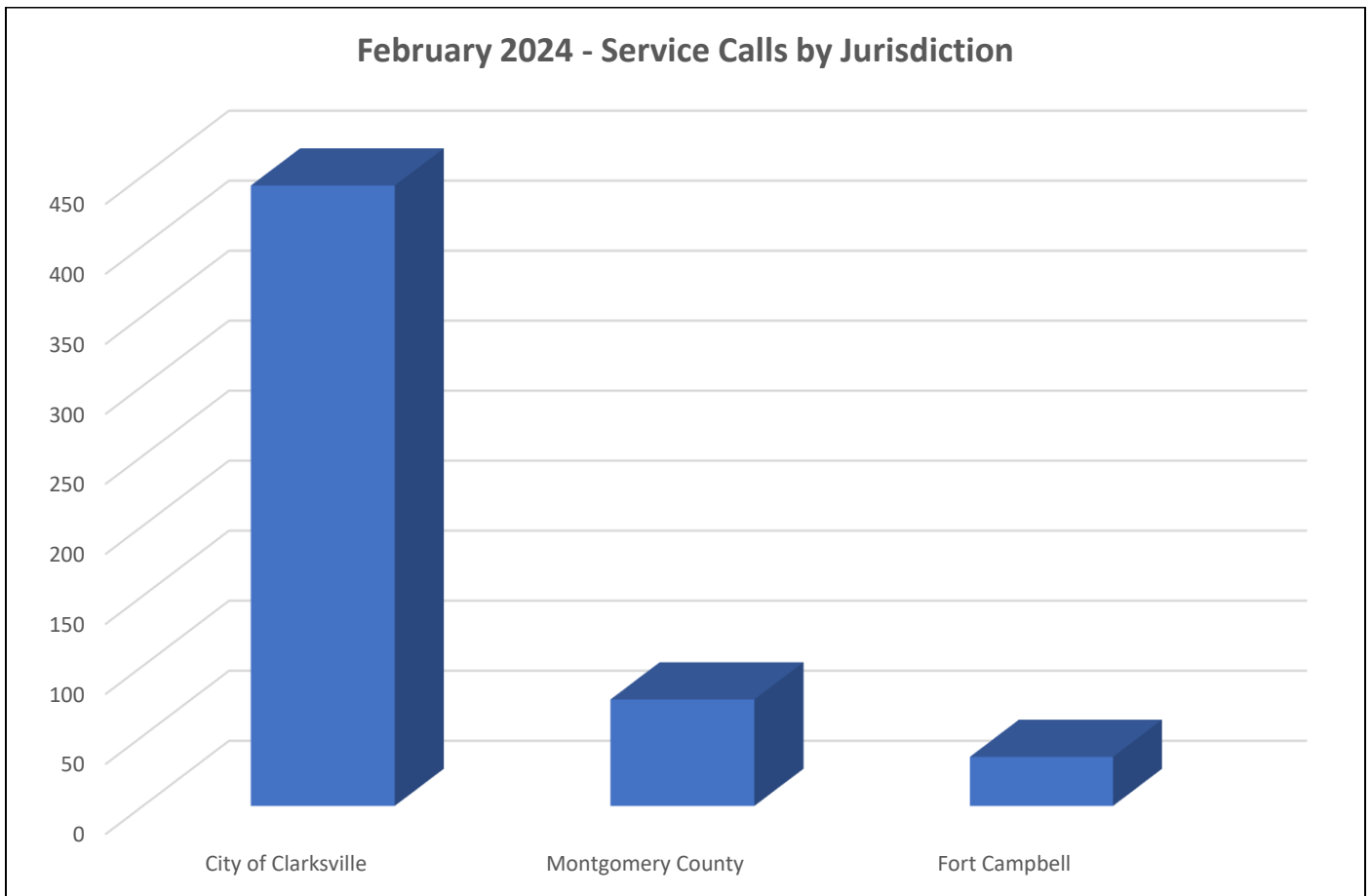
Service Calls by Zone	554
East City	127
East County	47
West City	316
West County	29
Ft. Campbell	35
Other	0



# February 2024 Shelter Report

## Activity Calls by Jurisdiction

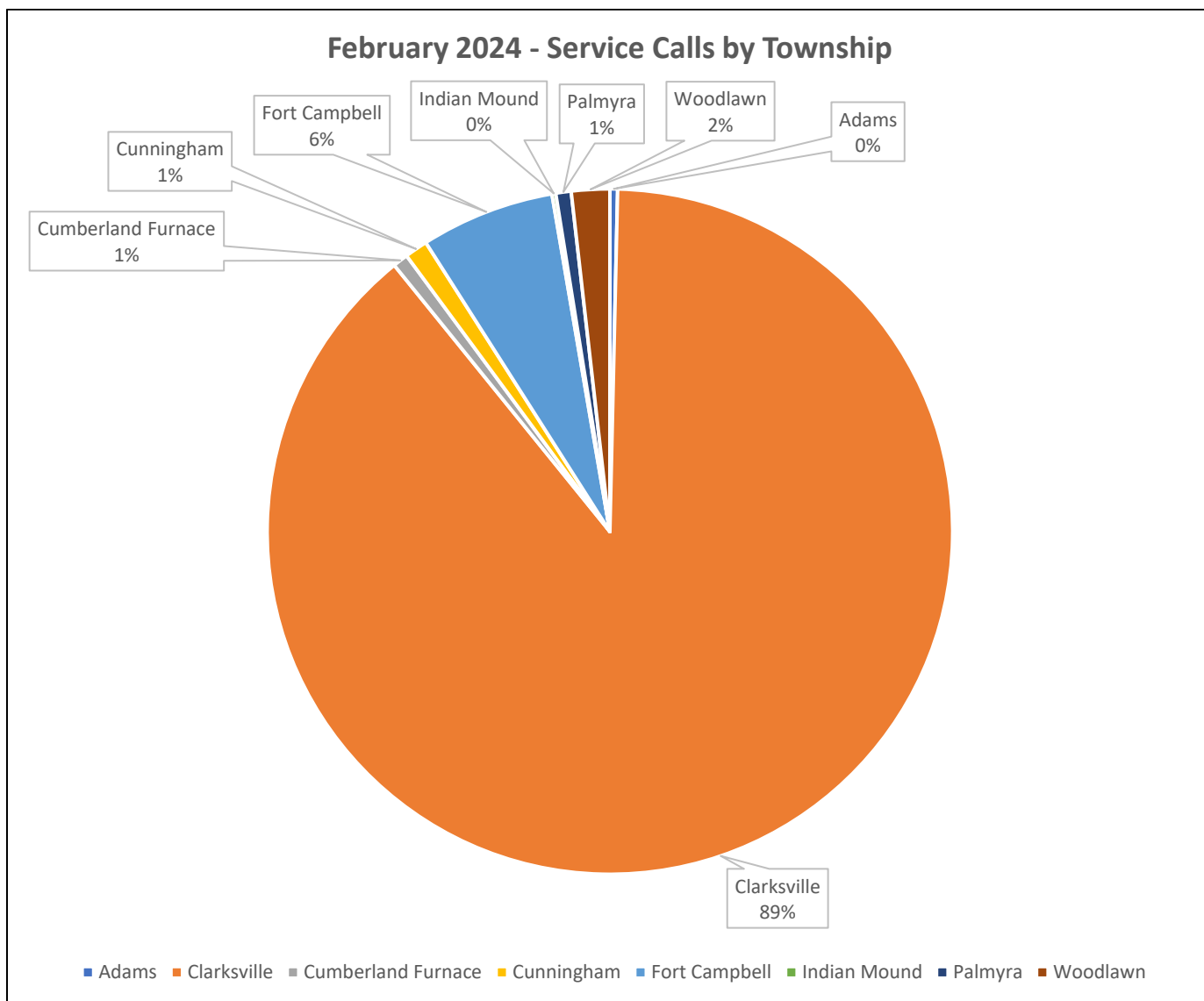
Service Calls by Jurisdiction	554
City of Clarksville	443
Montgomery County	76
Ft. Campbell	36
Out of County	0



# February 2024 Shelter Report

## Activity Calls by Townships

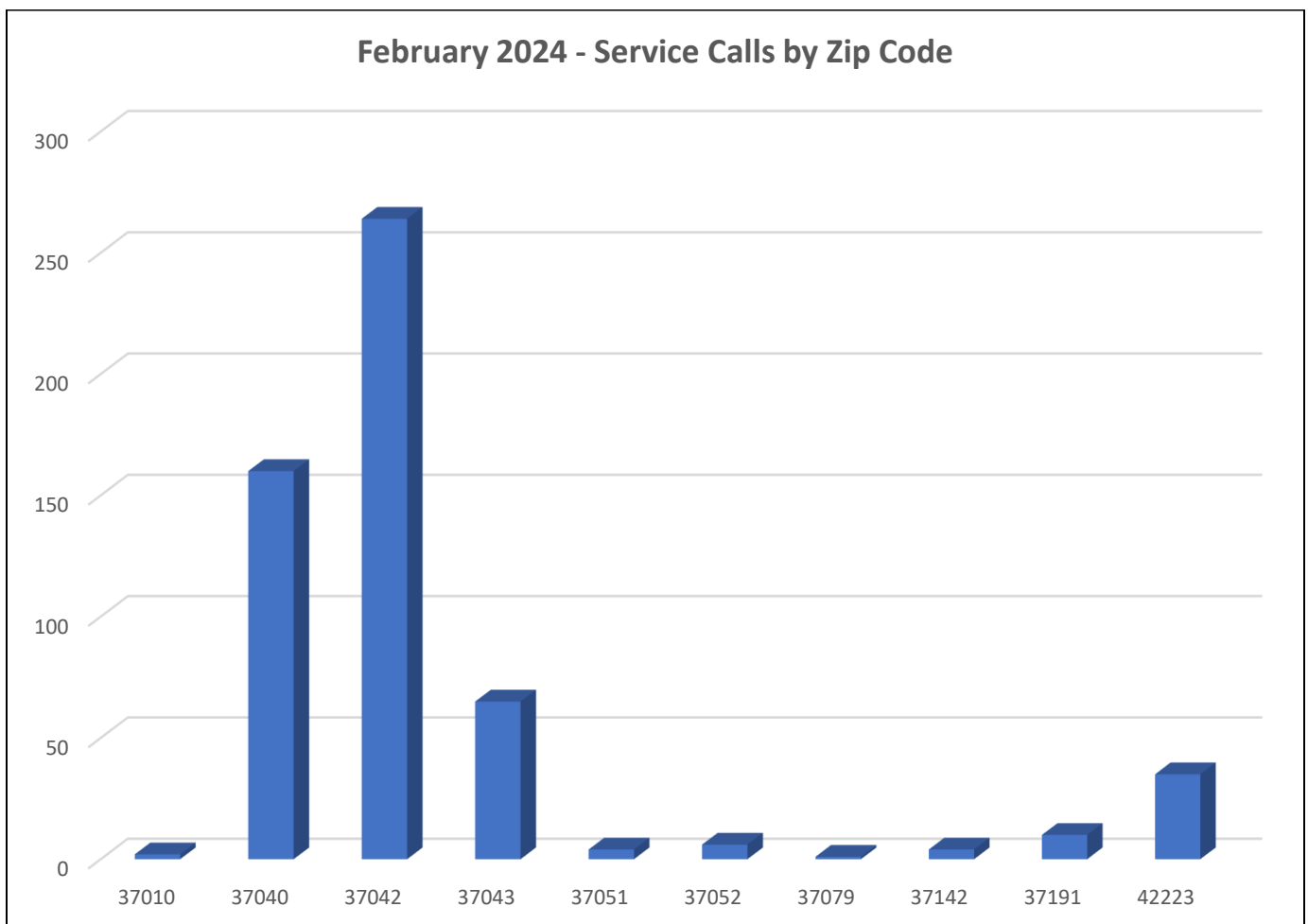
Service Calls by Township	554
Adams	2
Clarksville	492
Cumberland Furnace	4
Cumberland City	0
Cunningham	6
Fort Campbell	35
Indian Mound	1
Palmyra	4
Southside	0
Woodlawn	10
Other	0



# February 2024 Shelter Report

## Service Calls by Zip Code

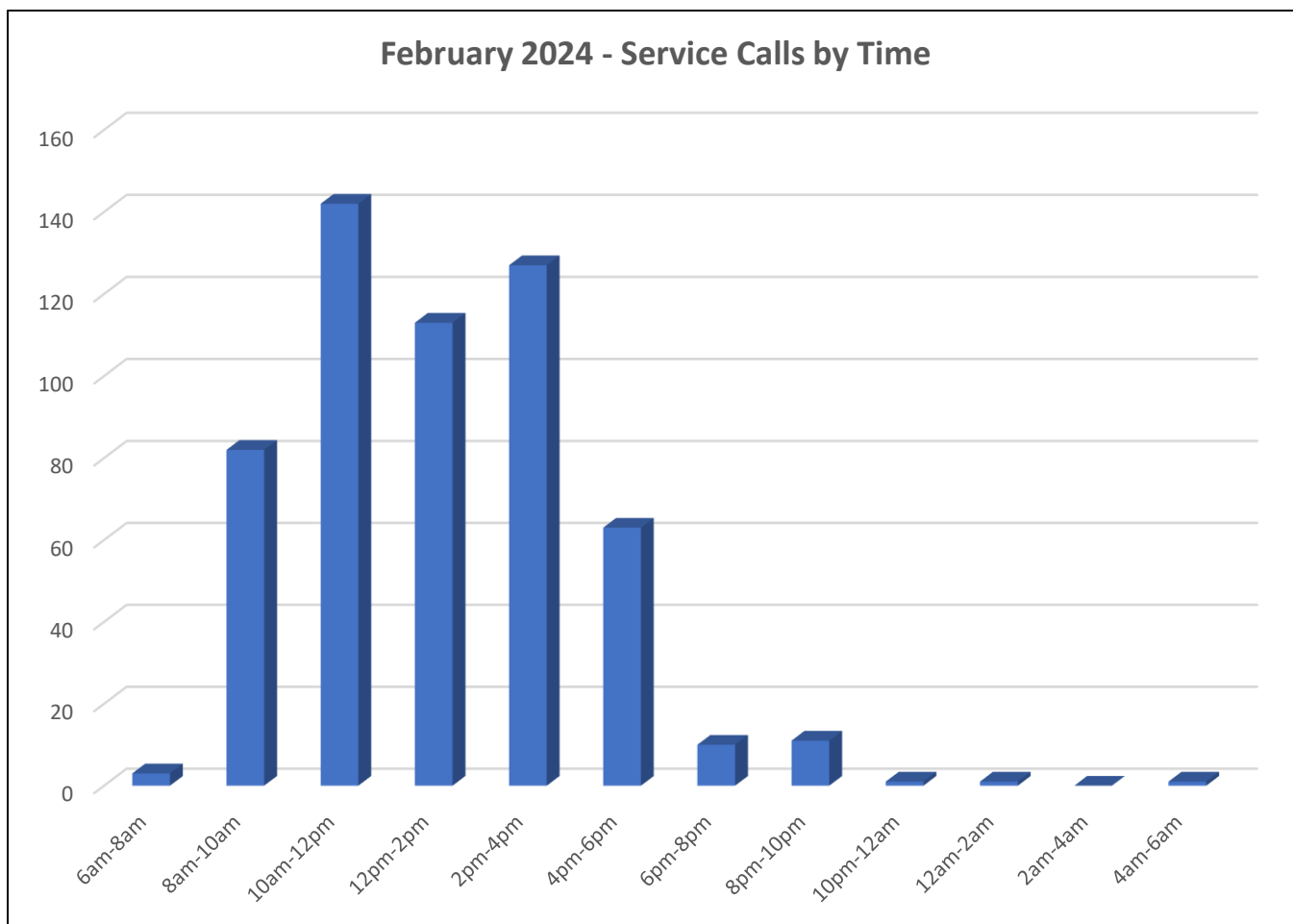
Service Calls Outcomes	554
37010	2
37040	160
37042	264
37043	65
37051	4
37052	6
37079	1
37091	0
37142	4
37171	0
37191	10
42223	35
42240	0



# February 2024 Shelter Report

## Activity by Time of Day

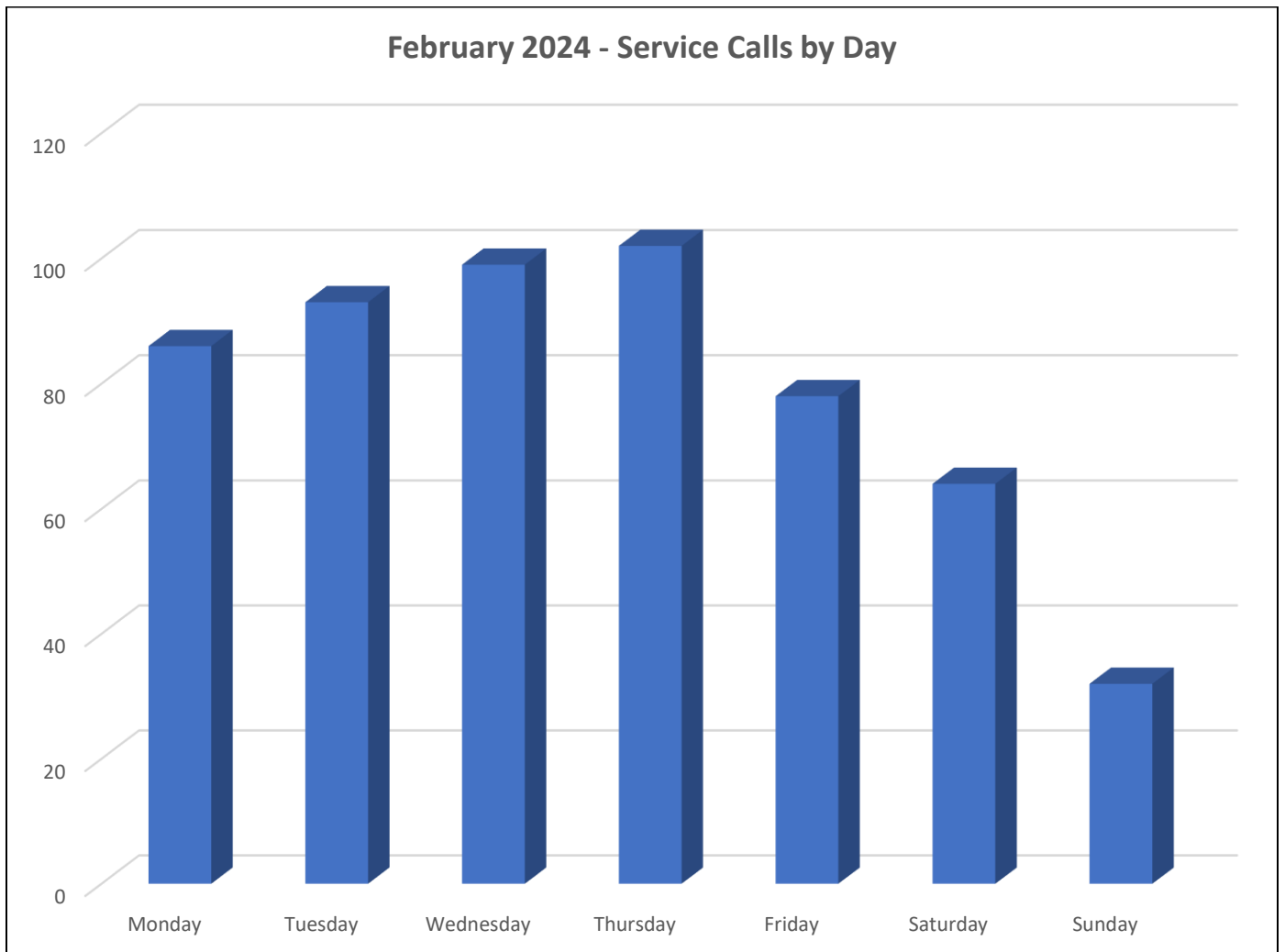
Service Calls by Time of Day	554
6am to 8am	3
8am to 10am	82
10am to 12pm	142
12pm to 2pm	113
2pm to 4pm	127
4pm to 6pm	63
6pm to 8pm	10
8pm to 10pm	11
10pm to 12am	1
12am to 2am	1
2am to 4am	0
4am to 6am	1



# February 2024 Shelter Report

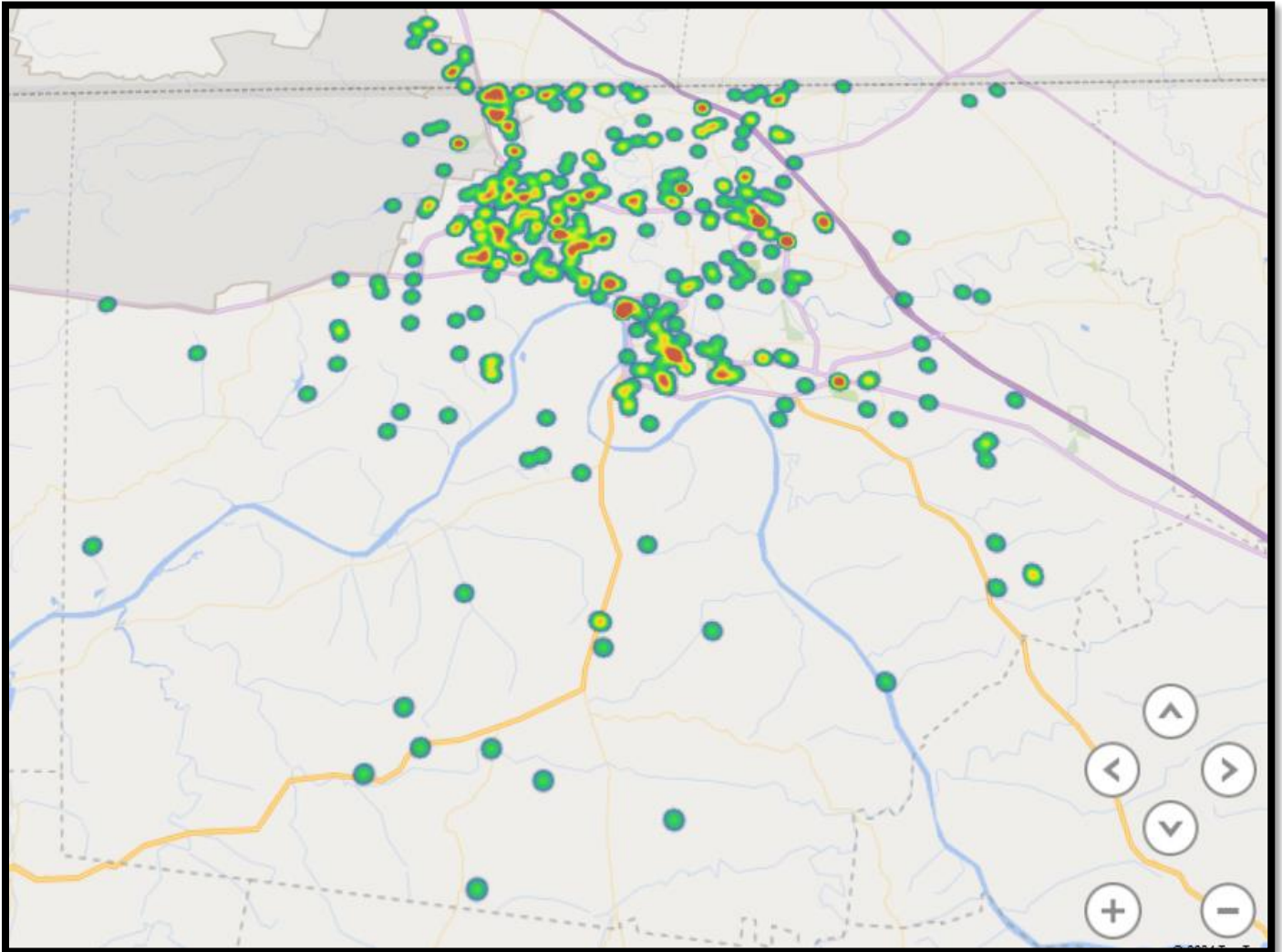
## Activity by Day of Week

Service Calls by Day	554
Monday	86
Tuesday	93
Wednesday	99
Thursday	102
Friday	78
Saturday	64
Sunday	32



# February 2024 Shelter Report

## Activity Heat Map



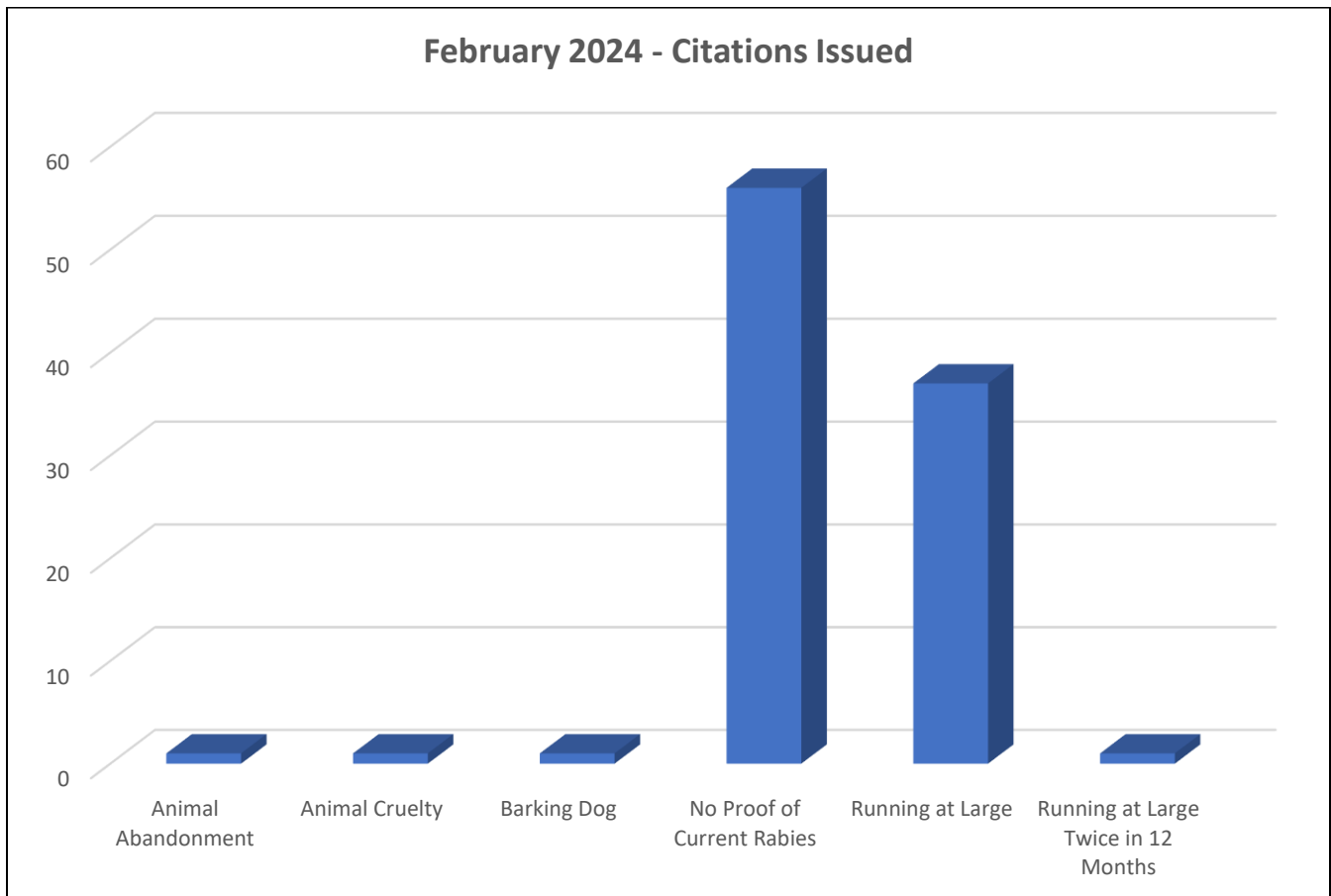


# February 2024 Shelter Report

## Citations Issued

Citations Issued	97
Animal Abandonment	1
Animal Cruelty	1
Animal Neglect	0
Dangerous Dog Violation	0
Barking Dog	1
Inadequate Living Conditions	0
Interference with Officer	0
No Proof of Rabies	56
Public Nuisance	0
Running at Large	37
Running at Large Twice in 12 Months	1

Citation Outcomes	97
Sent to General Sessions	61
Rectified Prior to Court	25
Pending	7
Warning Citation	3



## 2024 Totals

Activity	Jan.	Feb.	Mar.	Apr.	May	Jun.	Jul.	Aug.	Sep.	Oct.	Nov.	Dec.	Total	2023	% Change
<b>Owner Surrenders</b>	52	44													
<b>Intakes</b>	340	329													
<b>Stray Dog</b>	166	178													
<b>Stray Cat</b>	63	64													
<b>Calls for Service</b>	540	554													
<b>Euthanasia dog</b>	37	54													
<b>Euthanasia Cat</b>	10	16													
<b>Microchips Issued</b>	152	102													
<b>Adoptions</b>	141	122													
<b>Rescue/Transfer</b>	53	54													
<b>Incoming Phone Calls</b>	1,926	2,200													
<b>Visitors</b>	1,081	1,364													

Live Release Rate%	Jan.	Feb.	Mar.	Apr.	May	Jun.	Jul.	Aug.	Sep.	Oct.	Nov.	Dec.	Total	2023	% Change
<b>Dogs</b>	76%	76%													
<b>Cats</b>	89%	80%													
<b>Total Live Release</b>	80%	77%													

## 2023 Totals

Activity	Jan.	Feb.	Mar.	Apr.	May	Jun.	Jul.	Aug.	Sep.	Oct.	Nov.	Dec.	Total	2022	% Change
<b>Owner Surrenders</b>	49	50	56	63	70	41	52	44	41	30	32	36	564	661	-14.6%
<b>Intakes</b>	348	334	354	386	478	427	426	412	419	450	379	319	4,732	4,438	6.2%
<b>Stray Dog</b>	148	139	179	172	198	166	185	170	161	162	163	134	1,977	1,792	9.3%
<b>Stray Cat</b>	85	74	57	101	134	141	114	131	164	152	116	85	1,654	1,411	14.6%
<b>Calls for Service</b>	641	609	745	703	742	667	555	601	561	556	519	522	7,421	7,130	4%
<b>Euthanasia dog</b>	42	34	47	46	48	66	60	53	59	53	47	28	553	419	30%
<b>Euthanasia Cat</b>	15	15	21	17	16	34	61	52	48	57	29	15	380	383	.7%
<b>Microchips Issued</b>	109	123	123	124	160	131	140	110	132	182	154	143	1,631	1,438	11.8%
<b>Adoptions</b>	122	130	121	106	147	131	144	113	138	171	152	133	1,608	1,607	.2%
<b>Rescue/Transfer</b>	68	44	54	70	39	52	23	38	51	51	36	47	573	972	-41%
<b>Incoming Phone Calls</b>	2,347	1,913	2,345	2,225	2,540	2,246	2,266	2,454	2,131	2,257	1,967	2,125	26,816	--	--

Live Release Rate%	Jan.	Feb.	Mar.	Apr.	May	Jun.	Jul.	Aug.	Sep.	Oct.	Nov.	Dec.	Total	2022	% Change
<b>Dogs</b>	89%	83%	81%	80%	82%	71%	75%	74%	67%	75%	80%	76%	78%	84%	-9%
<b>Cats</b>	91%	84%	78%	83%	85%	72%	57%	54%	71%	69%	80%	88%	76%	72%	5.2%
<b>Total Live Release</b>	90%	83%	80%	81%	82%	71%	68%	67%	69%	72%	80%	82%	77%	80%	-3.7%

## 2022 Totals

Activity	Jan.	Feb.	Mar.	Apr.	May	Jun.	Jul.	Aug.	Sep.	Oct.	Nov.	Dec.	Total	2021	% Change
<b>Owner Surrenders</b>	31	110	75	41	31	56	36	47	54	48	49	52	661	633	4%
<b>Intakes</b>	234	320	329	313	384	396	313	508	456	434	369	382	4,438	3,761	15%
<b>Stray Dog</b>	114	109	150	108	119	129	158	202	171	153	166	192	1,792	1,435	20%
<b>Stray Cat</b>	67	47	80	129	195	175	91	177	164	146	78	62	1,411	1,065	25%
<b>Calls for Service</b>	397	409	614	615	592	628	637	649	630	642	636	681	7,130	5,328	25%
<b>Euthanasia dog</b>	19	32	27	21	24	35	36	64	55	27	50	64	419	232	45%
<b>Euthanasia Cat</b>	11	27	30	18	29	84	42	52	73	66	46	18	383	350	8%
<b>Microchips Issued</b>	128	99	150	123	140	144	193	172	128	170	135		1,438	1,636	-12%
<b>Adoptions</b>	137	99	142	122	110	142	184	187	141	186	122	177	1,607	1,523	5%
<b>Rescue/Transfer</b>	60	68	75	131	77	68	35	85	83	63	46	67	790	972	-18%
<b>Incoming Phone Calls</b>	**	**	**	**	**	**	**	**	**	2,400	2,192	2,155	6,747	---	---

Live Release Rate%	Jan.	Feb.	Mar.	Apr.	May	Jun.	Jul.	Aug.	Sep.	Oct.	Nov.	Dec.	Total	2021	% Change
<b>Dogs</b>	89.4%	83%	87%	91%	88%	85%	86%	76%	76%	89%	76%	77%	84%	86%	-2%
<b>Cats</b>	90%	73%	75%	88%	78%	54%	71%	71%	56%	65%	60%	87%	72%	72%	0%
<b>Total Live Release</b>	89.4%	80%	83%	90%	84%	72%	80%	74%	67%	78%	71%	81%	80%	85%	-5%