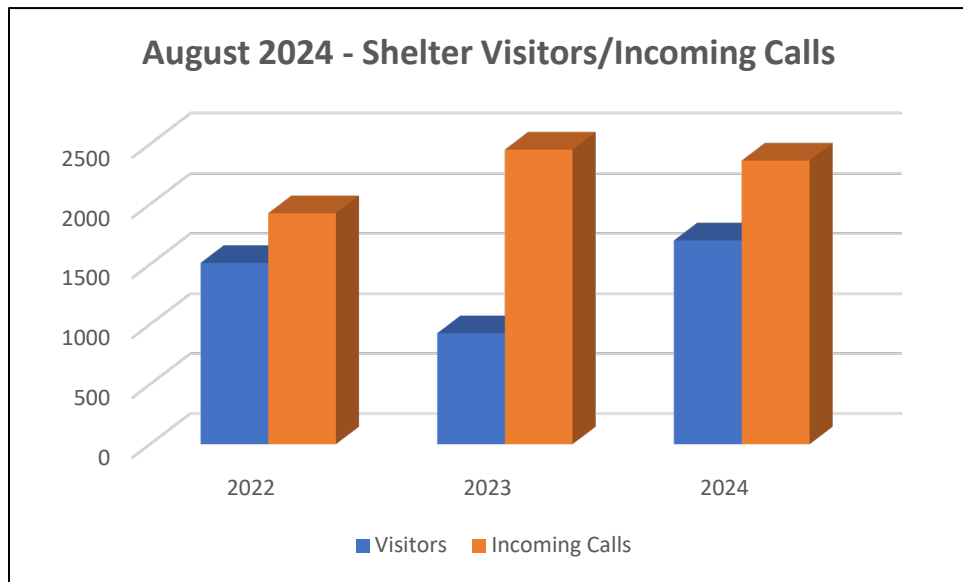
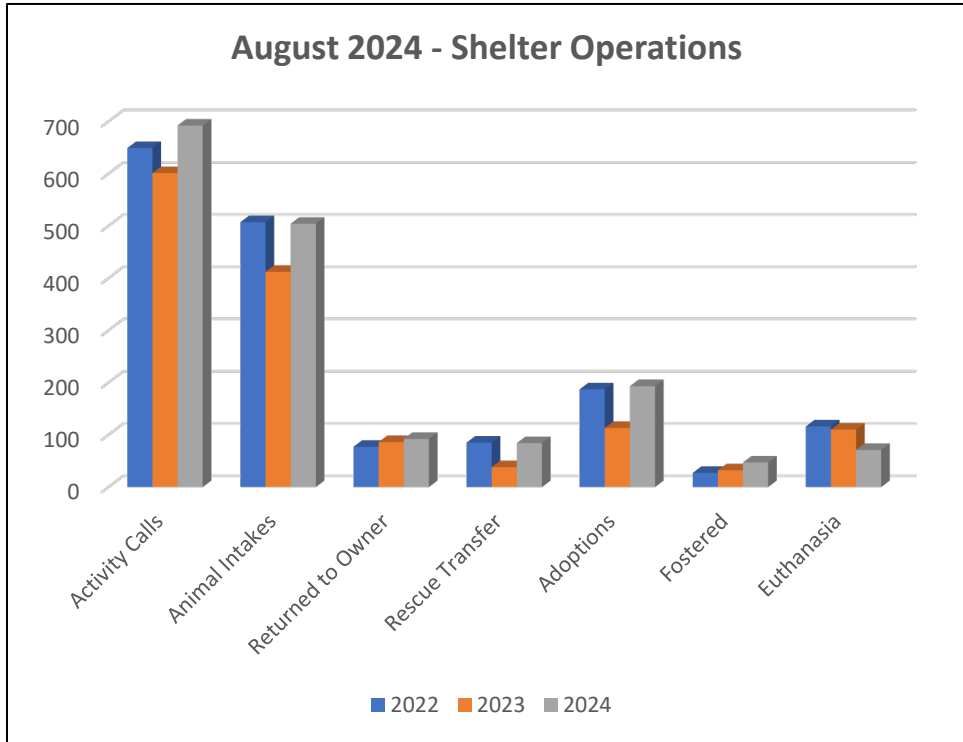




# August 2024 Shelter Report

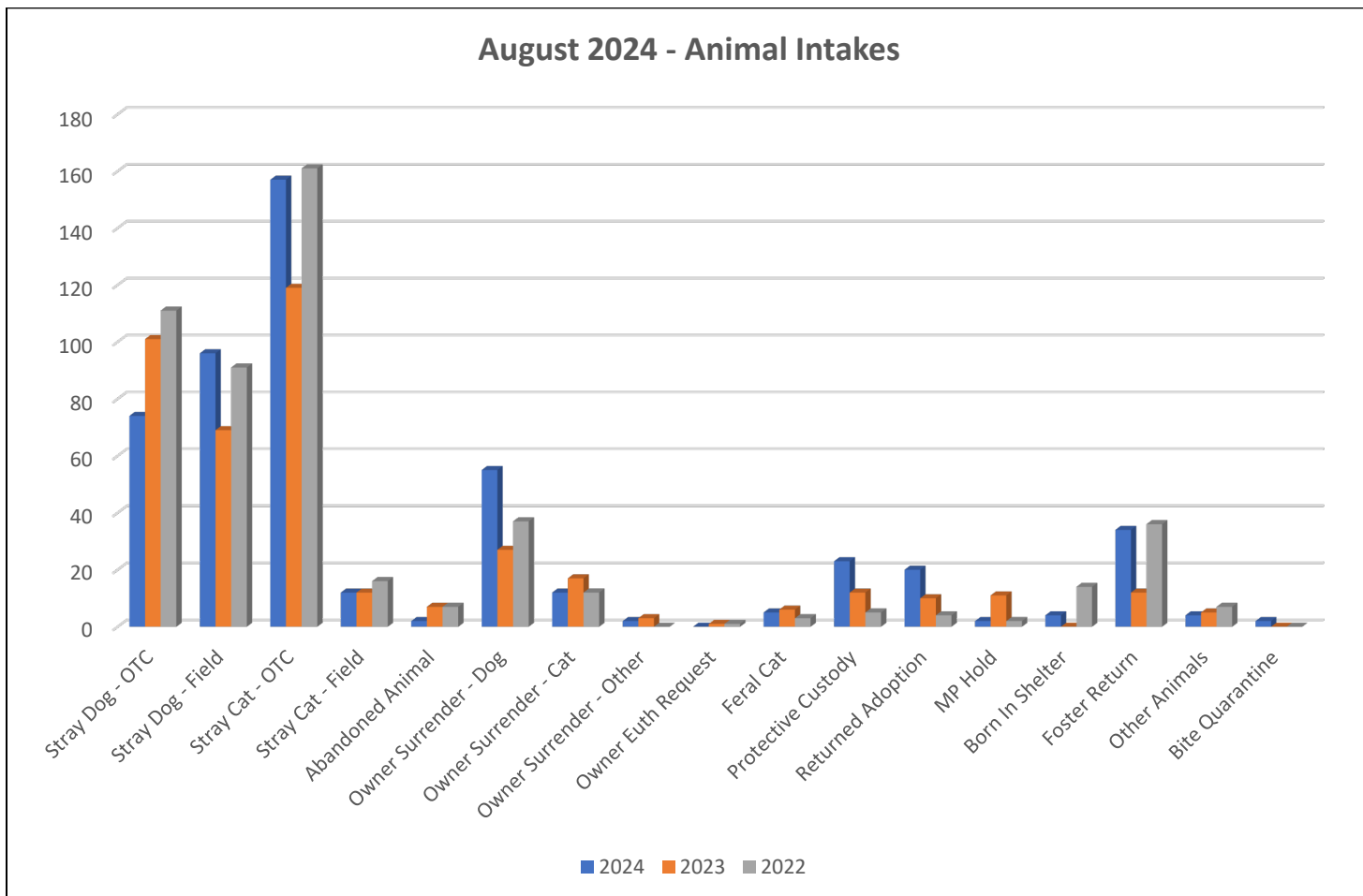
August 2024	
Activity Calls	692
Animal Intakes	504
Dogs	273
Cats	225
Other	6
<b>Incoming Per Day</b>	<b>20</b>
Returned to Owner	92
Dogs – In Field	8
Cats – In Field	0
Dogs – From Shelter	77
Cats – From Shelter	7
Rescue Transfers	84
Dogs Transferred	46
Cats Transferred	38
Other	0
Animals Adopted	193
Dogs Adopted	98
Cats Adopted	93
Other Animals	2
Fostered	47
Dogs Fostered	11
Cats Fostered	36
Euthanasia	71
Dogs Euthanized	38
Cats Euthanized	33
TNR/Returned to Field	0
Visitors to Shelter	1,699
Avg. Visitors per Day	74
Incoming Phone Calls	2,363
Avg. Calls per Day	96



# August 2024 Shelter Report

## Animal Intake Reasons

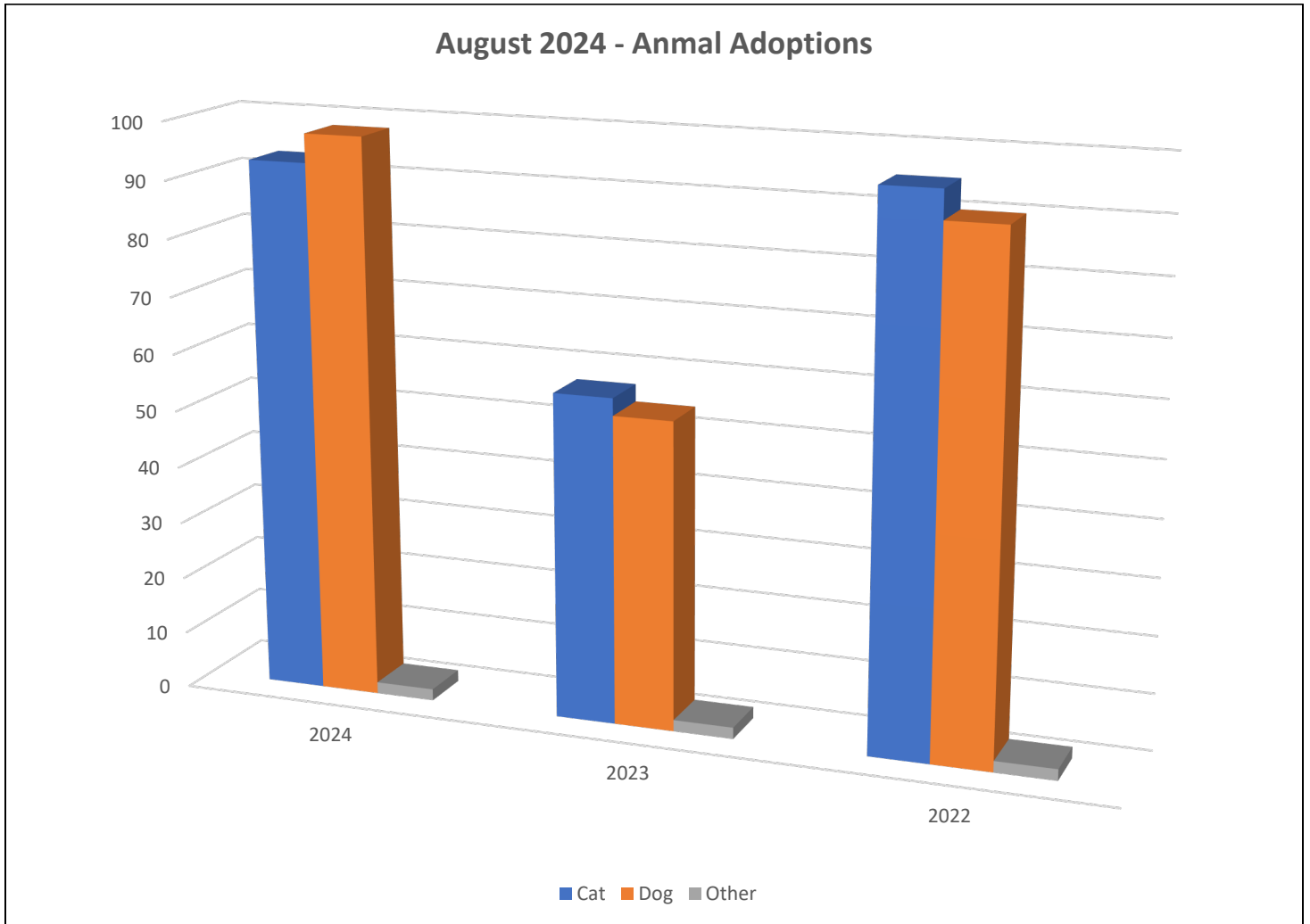
Intake Reasons	504
Stray Dog – OTC	74
Stray Dog – Field	96
Stray Cat – OTC	157
Stray Cat – Field	12
Abandoned Animal	2
Owner Surrender – Dog	55
Owner Surrender - Cat	12
Owner Surrender - Other	2
Owner Euth. Request	0
Feral Cat	5
Protective Custody	23
Returned Adoption	20
MP Hold – Ft. Campbell	2
Born in Shelter	4
Foster Returned	34
Other Animals	4
Bite Quarantine	2



# August 2024 Shelter Report

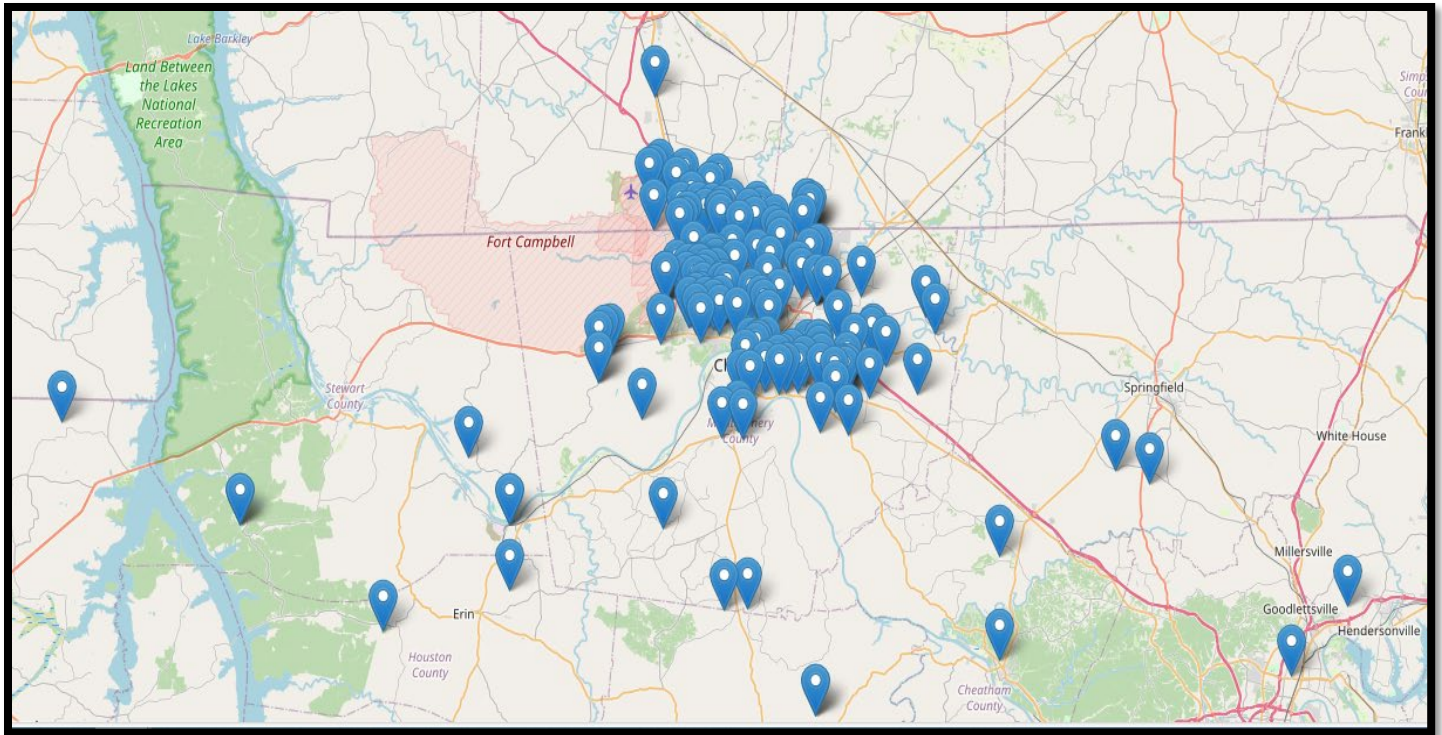
## Animal Adoptions

Adoptions	193
Dogs/Puppies	98
Cats/Kittens	93
Other Animals	2



# August 2024 Shelter Report

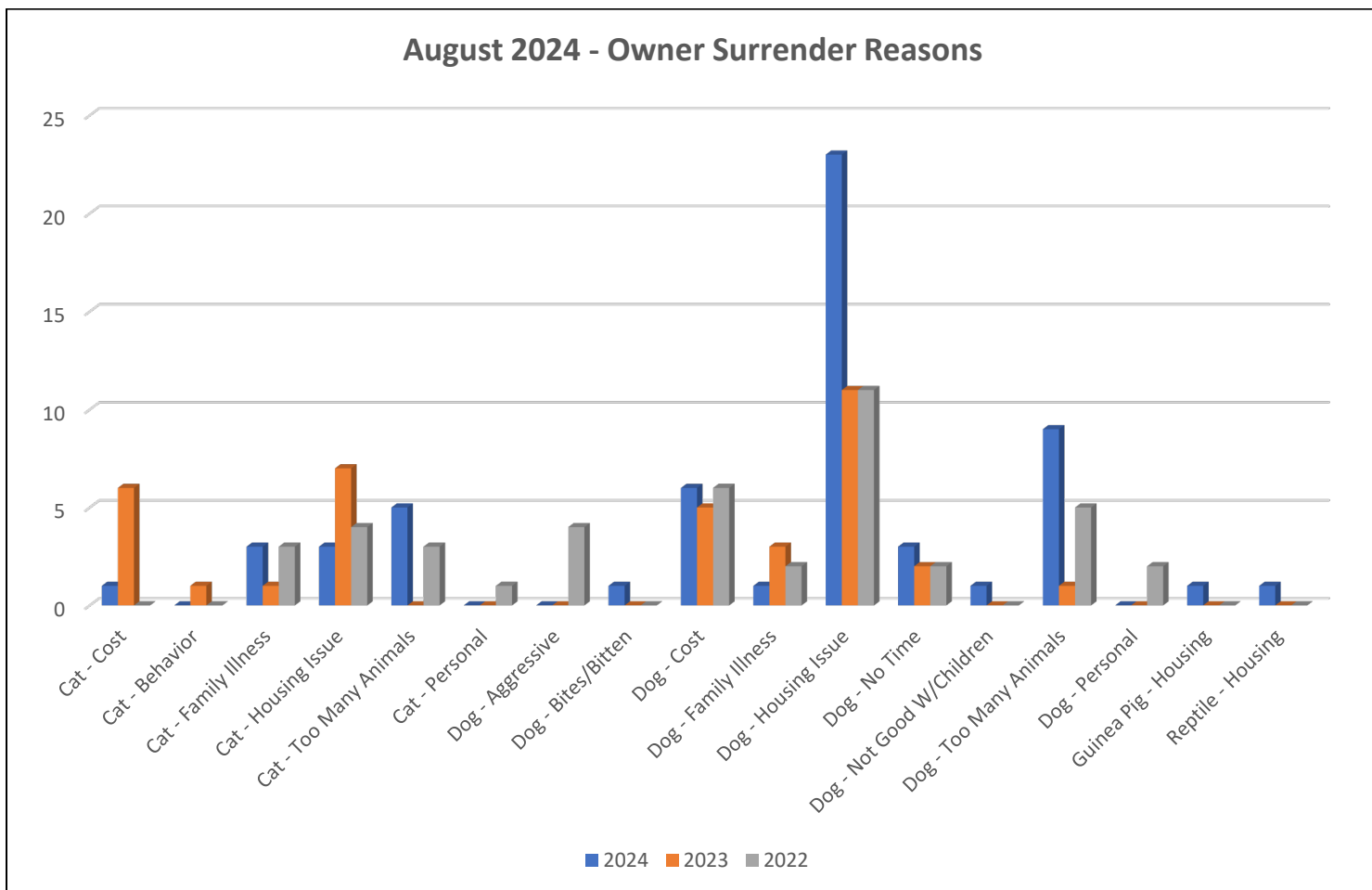
## Adoptions Map



# August 2024 Shelter Report

## Owner Surrenders

Owner Surrender Reason	55
Cat – Allergies	0
Cat – Behavior Negative	0
Cat – Family Illness	3
Cat – Housing Issue	3
Cat – No Time	0
Cat – Not Good W/Children	0
Cat – Too Many Animals	5
Cat – Cost	1
Dog – Behavior Negative	0
Dog – Cost	6
Dog – Family Illness	1
Dog – Housing Issue	23
Dog – Military/Deployed	0
Dog – No Time	3
Dog – Too Many Animals	9
Dog – Allergies	0
Dog – Bites	1

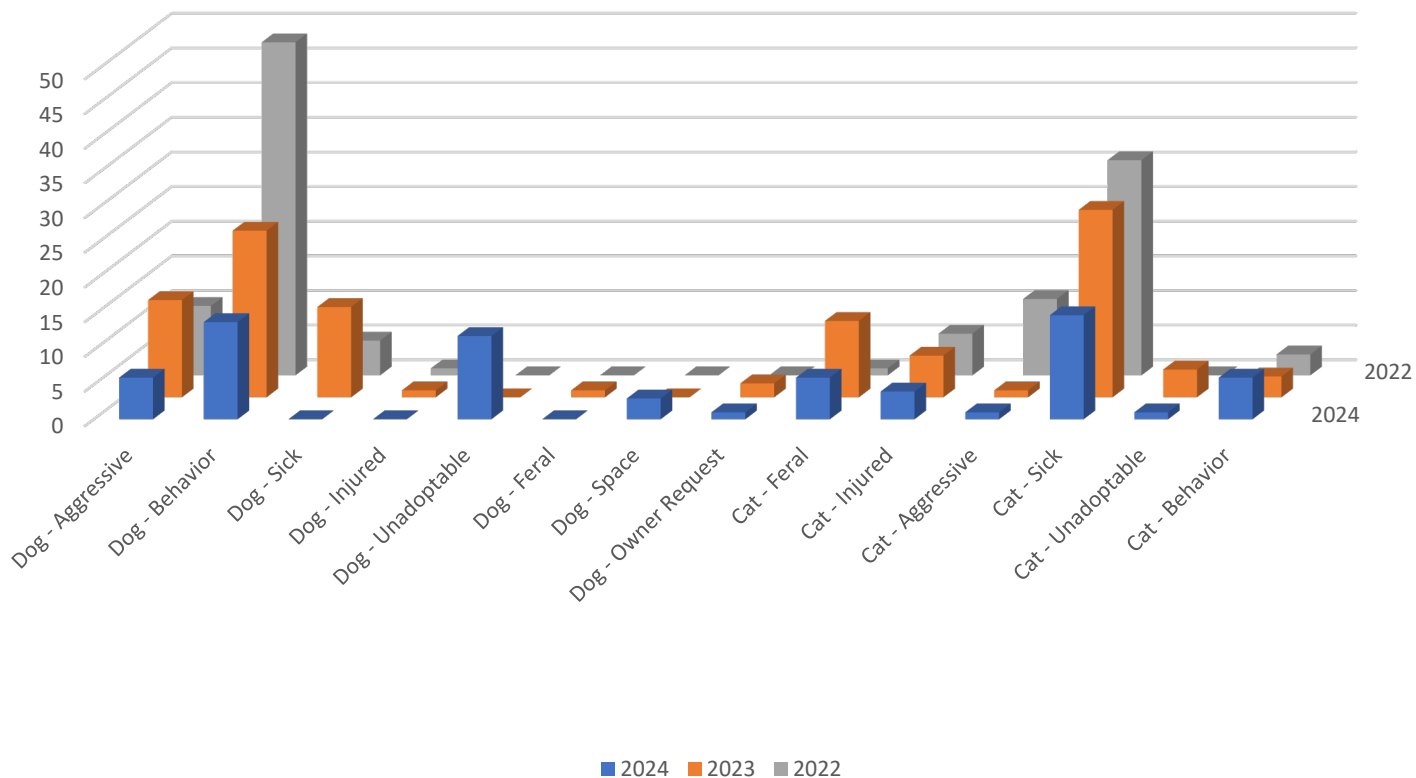


# August 2024 Shelter Report

## Euthanasia

Animal Euthanasia		69
<b>Dogs/Puppies</b>		<b>36</b>
Aggressive		6
Behavior		14
Sick		0
Injured		0
Unadoptable		12
Feral		0
Space		3
Owner Requested		1
<b>Cats/Kittens</b>		<b>33</b>
Feral		6
Injured		4
Aggressive		1
Sick		15
Unadoptable		1
Behavior		6

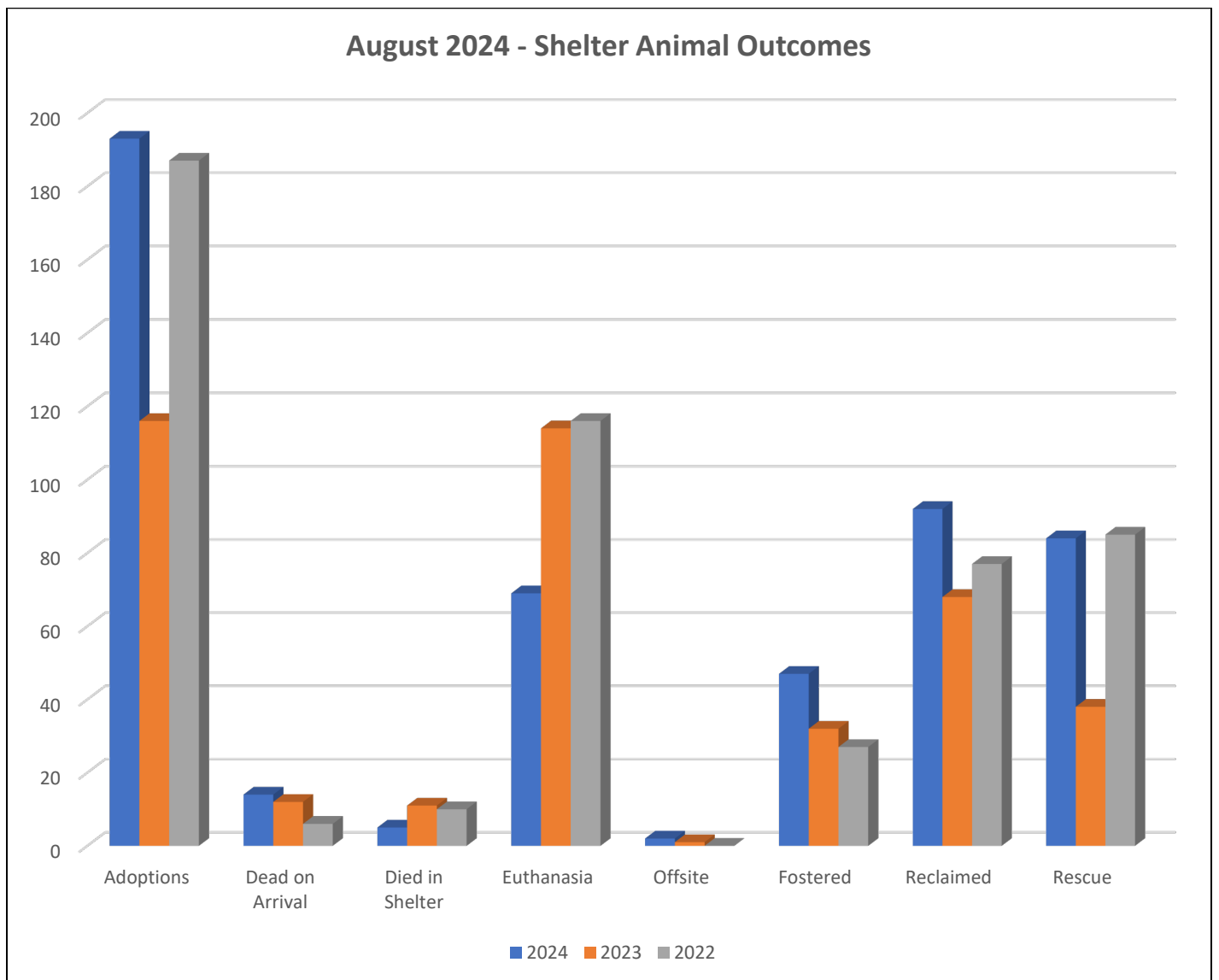
August 2024 - Animal Euthanasia Reason



# August 2024 Shelter Report

## Outcomes

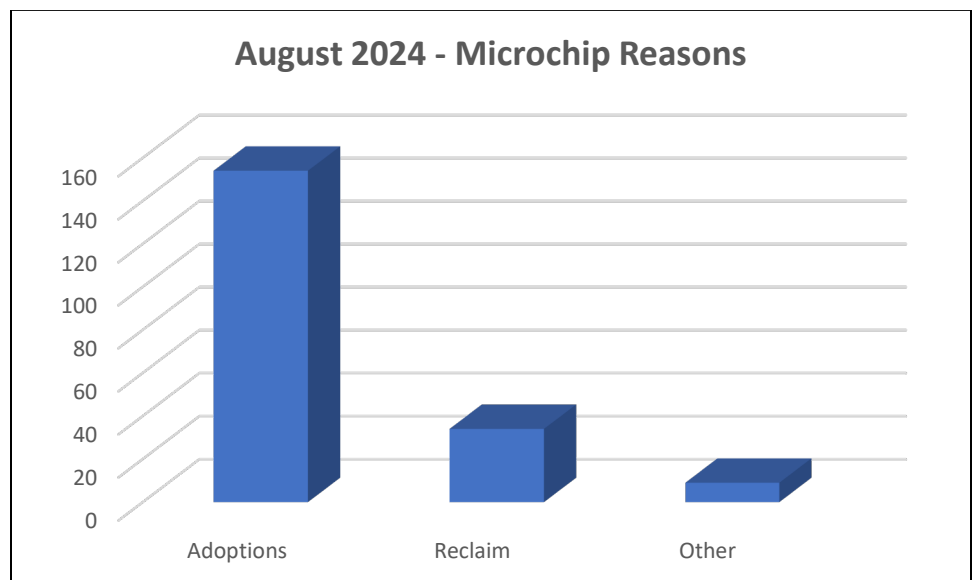
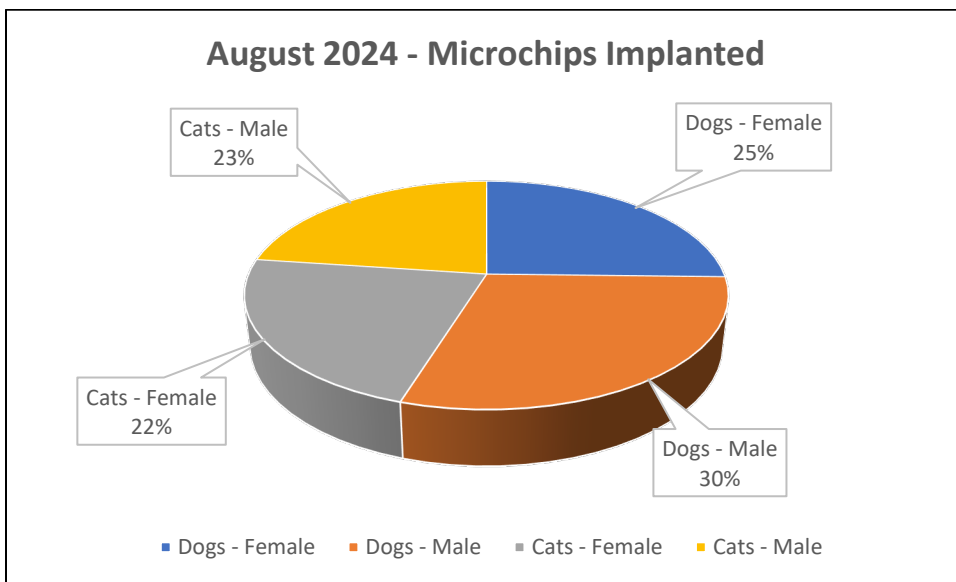
Animal Outcomes	506
Adoptions	193
Dead on Arrival	14
Died in Shelter	5
Escaped	0
Euthanasia	69
Offsite	2
Fostered	47
Reclaimed	92
RTF/TNR	0
Rescue	84



# August 2024 Shelter Report

## Microchips Issued

Microchips Implanted	197
Dogs – Female	50
Dogs – Male	58
Cats – Female	44
Cats – Male	45
Adoptions	154
Reclaimed	34
Other	9
Event	0

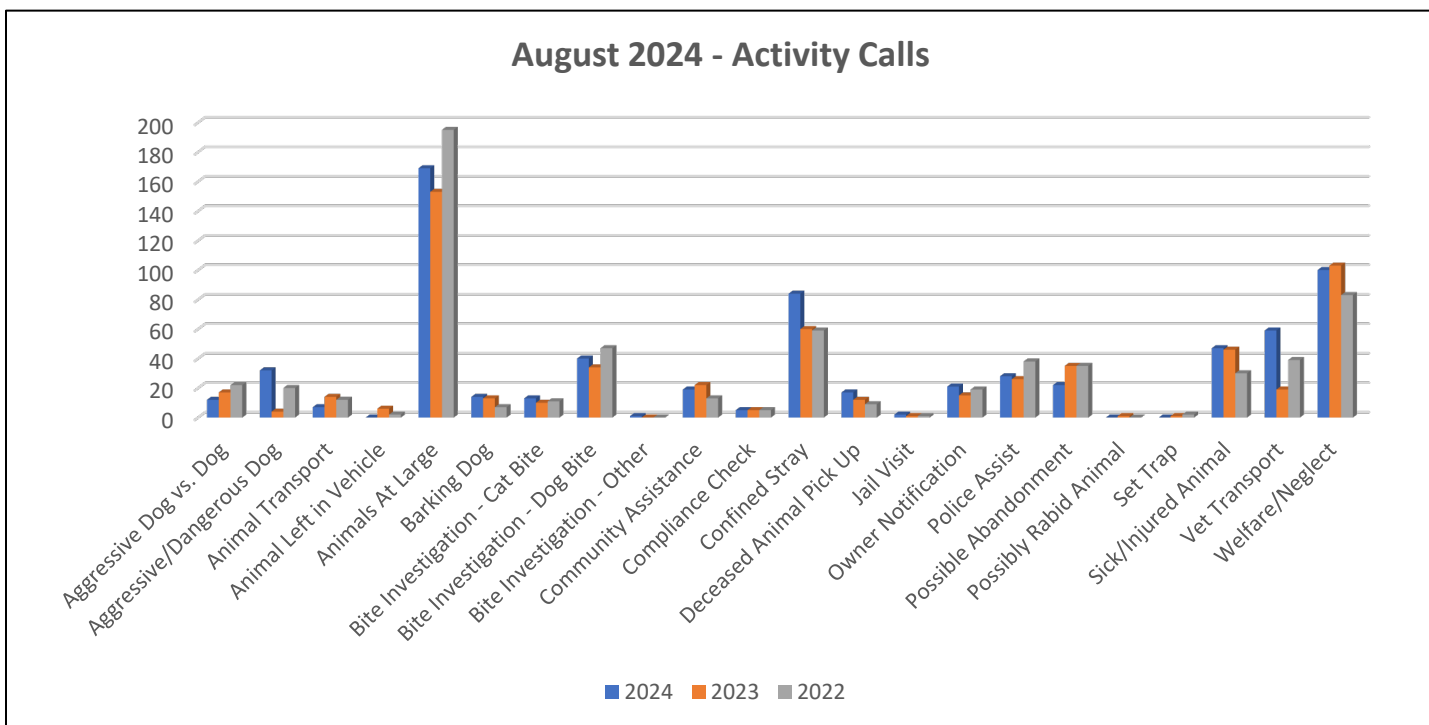




# August 2024 Shelter Report

## Activity Calls

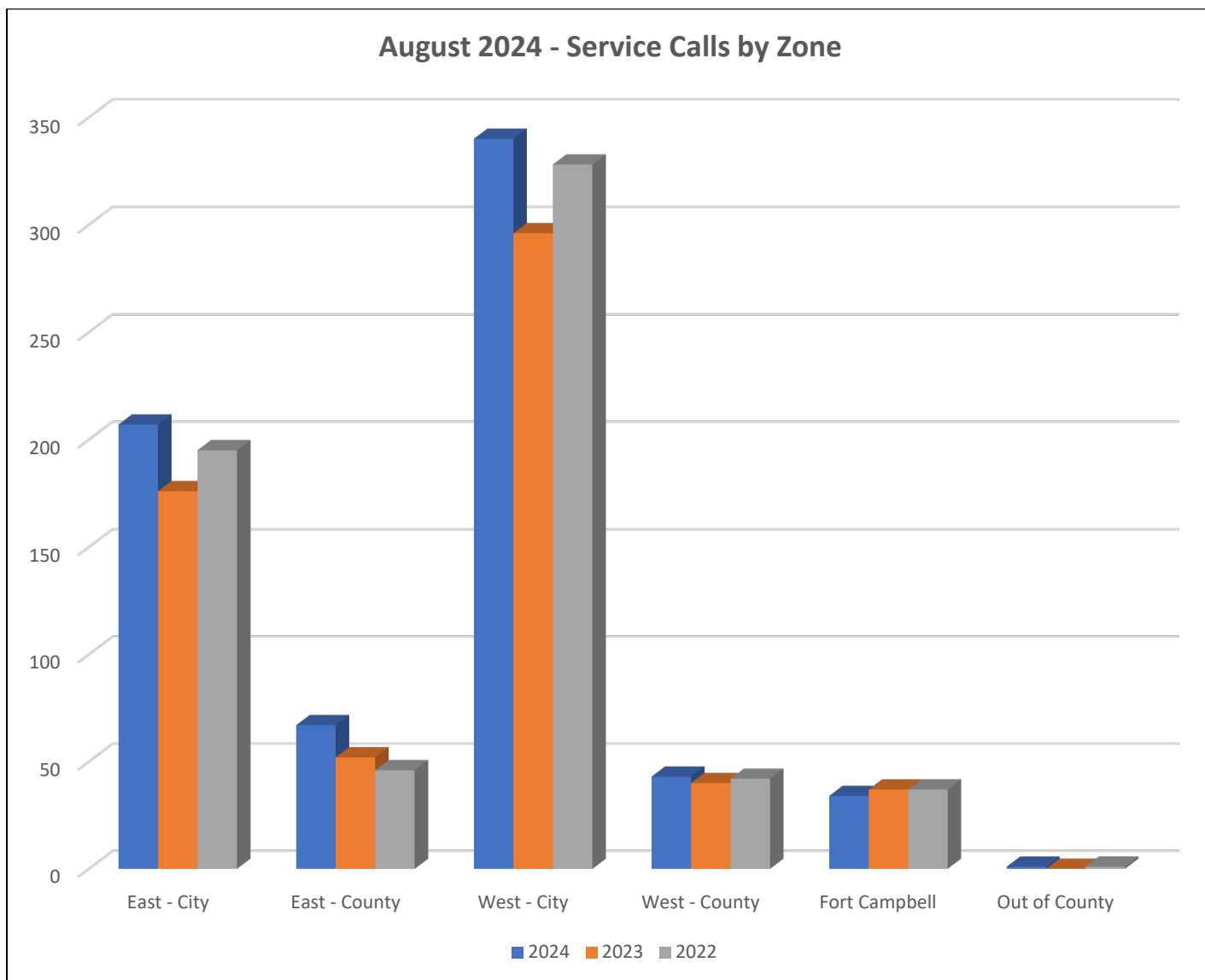
Service Calls	692
Aggressive Dog Vs Dog	12
Aggressive/Dangerous Dog	32
Aggressive Dog Vs. Other	0
Animal Transport	7
Animal Left in Vehicle	0
Animals at Large	169
Barking Dog	14
Bites involving Cats	13
Bites involving Dogs	40
Bites Other Animals	1
Community Assistance	19
Compliance Check	5
Confined Stray	84
Dog in School	0
Deceased Animal Pick Up	17
Jail Visit	2
Owner Notification	21
Police Assist	28
Possible Abandonment	22
Possibly Rabid Animal	0
Set Trap	0
Sick or Injured Animal	47
Vet Transport	59
Welfare or Neglect Complaint	100



# August 2024 Shelter Report

## Activity Calls by Zones

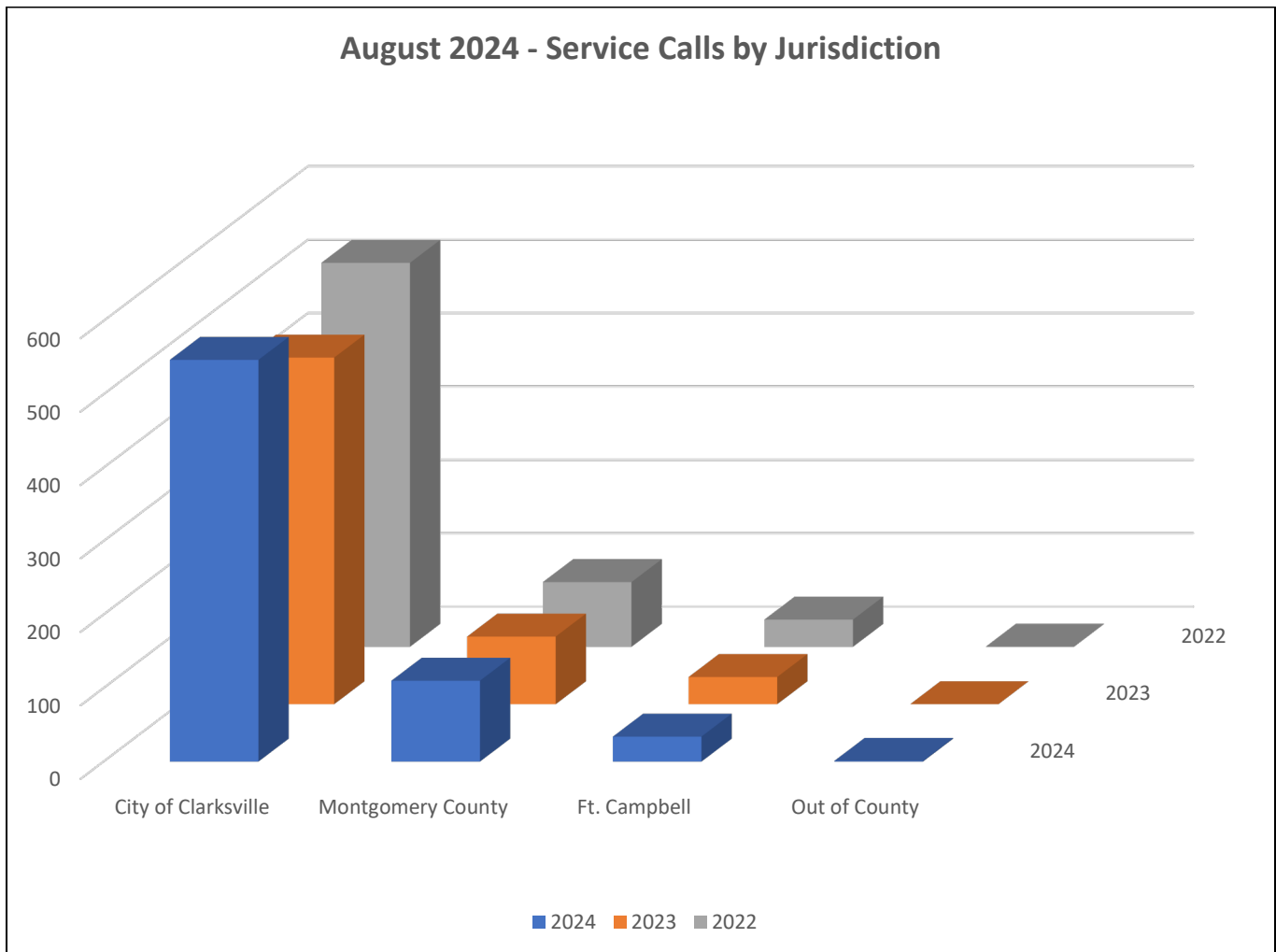
Service Calls by Zone	692
East City	207
East County	67
West City	340
West County	43
Ft. Campbell	34
Other	1



# August 2024 Shelter Report

## Activity Calls by Jurisdiction

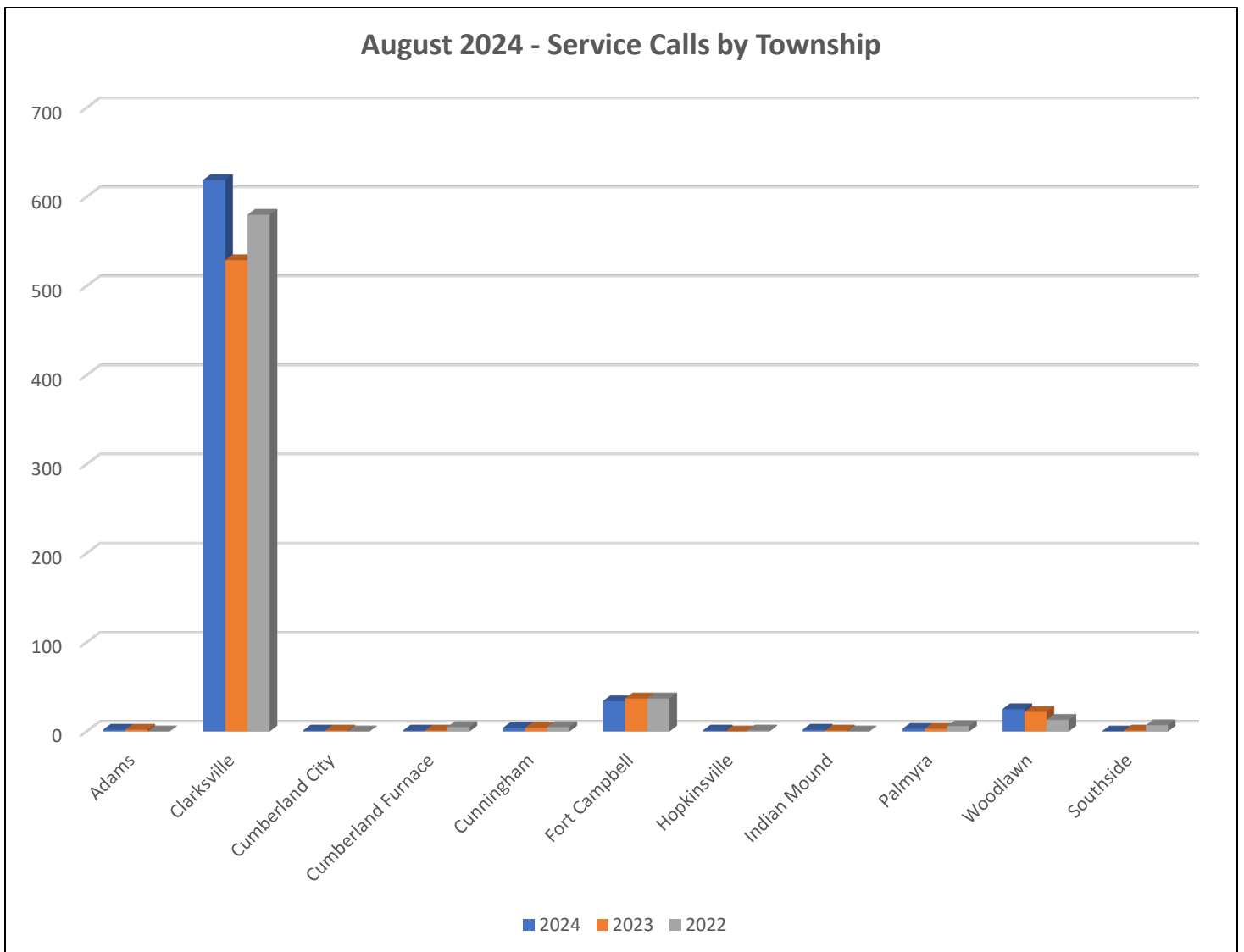
Service Calls by Jurisdiction		692
City of Clarksville		547
Montgomery County		110
Ft. Campbell		34
Out of County		1



# August 2024 Shelter Report

## Activity Calls by Townships

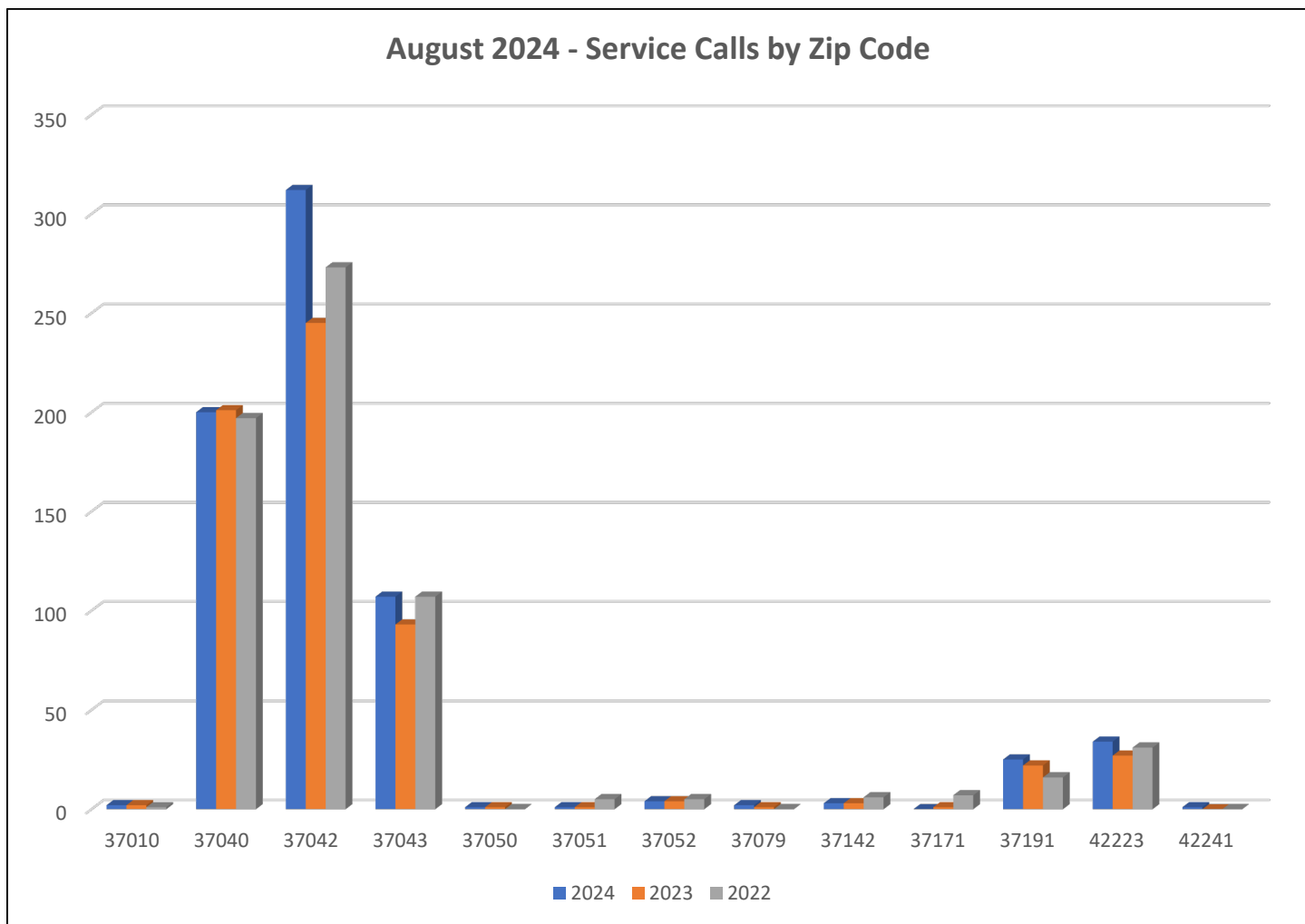
Service Calls by Township	692
Adams	2
Clarksville	619
Cumberland Furnace	1
Cumberland City	1
Cunningham	4
Fort Campbell	34
Indian Mound	2
Palmyra	3
Southside	0
Woodlawn	25
Other	1



# August 2024 Shelter Report

## Service Calls by Zip Code

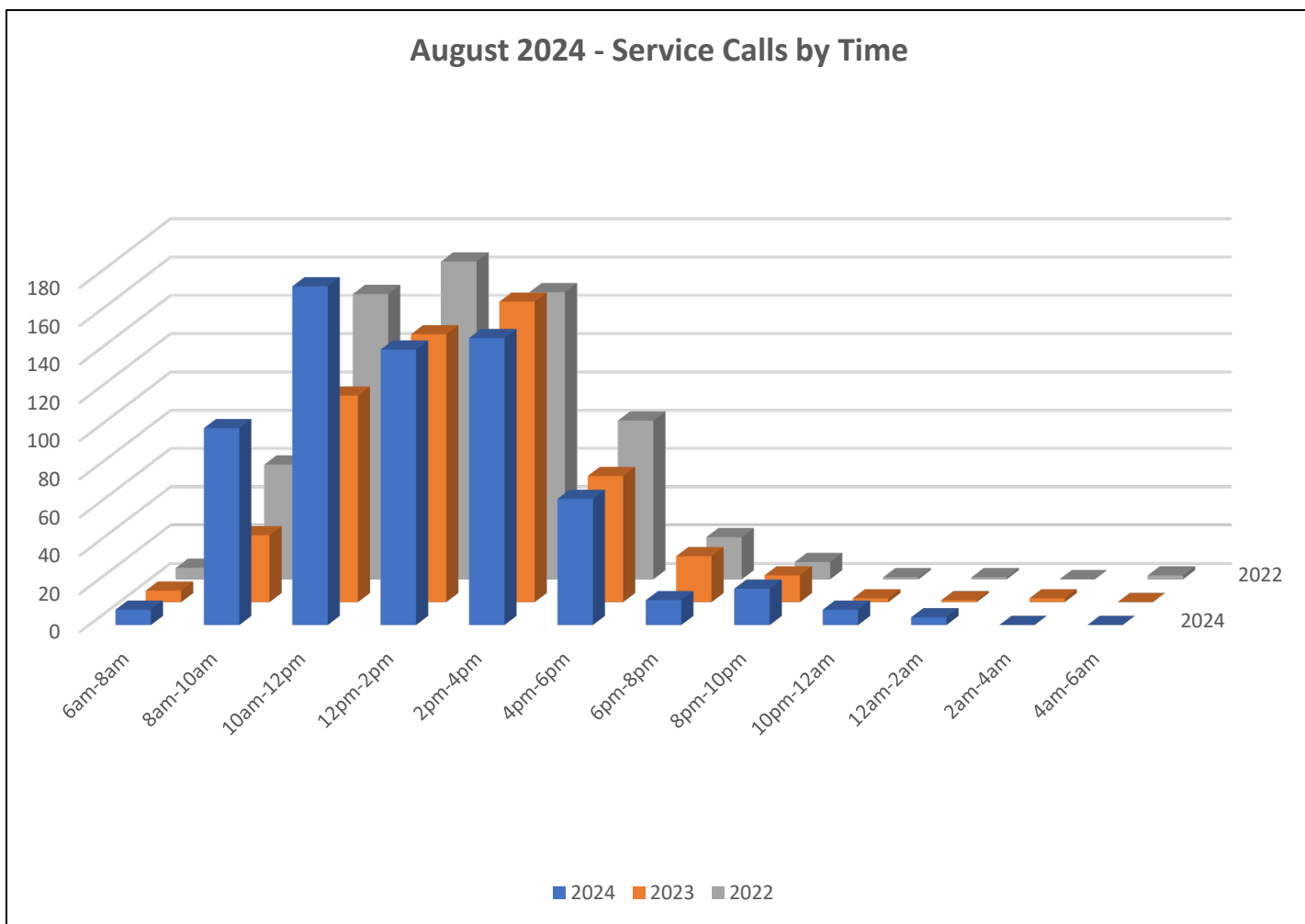
Service Calls Outcomes	692
37010	2
37040	200
37042	312
37043	107
37050	1
37051	1
37052	4
37079	2
37091	0
37142	3
37171	0
37191	25
42223	34
42240	1



# August 2024 Shelter Report

## Activity by Time of Day

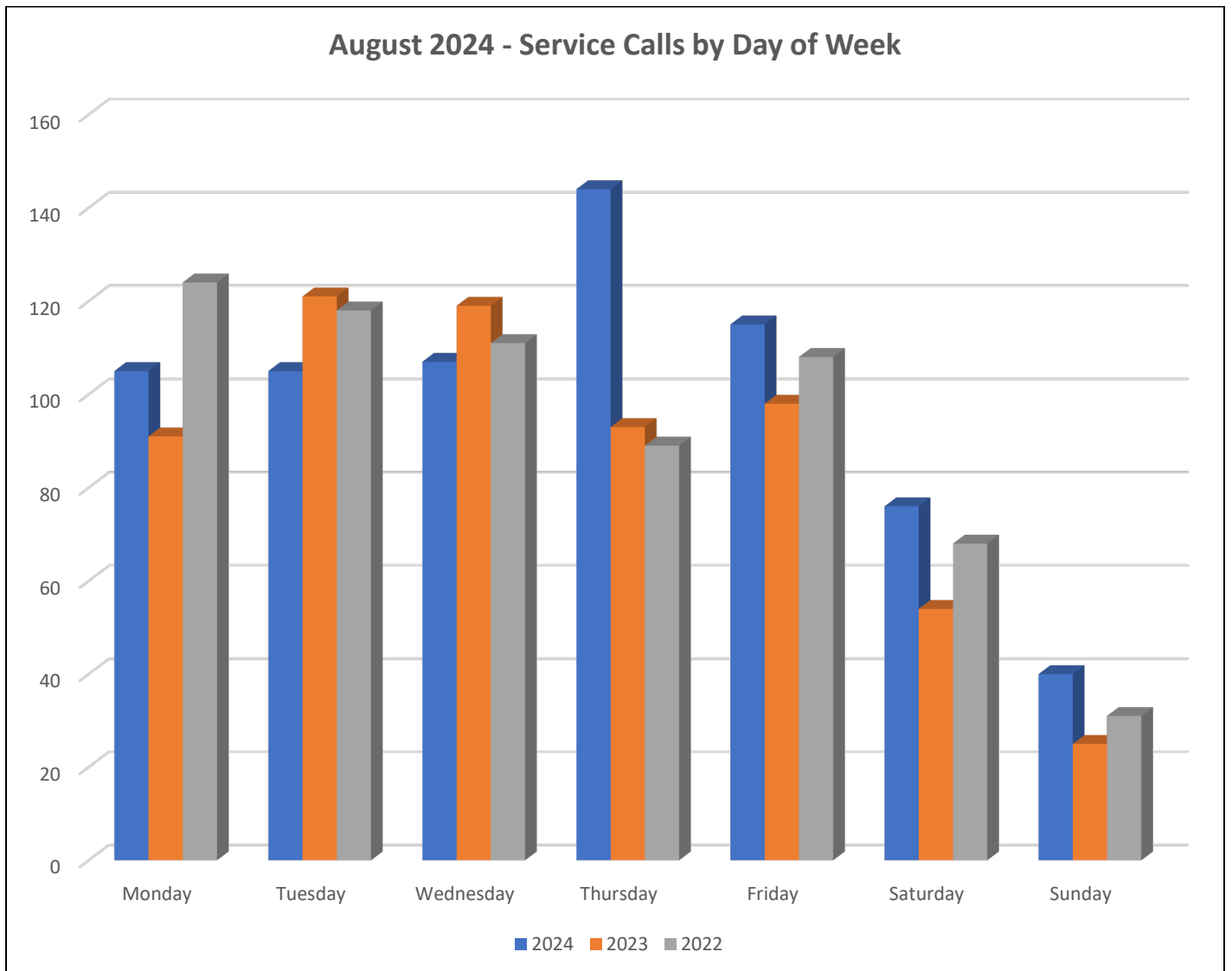
Service Calls by Time of Day	692
6am to 8am	8
8am to 10am	103
10am to 12pm	177
12pm to 2pm	144
2pm to 4pm	150
4pm to 6pm	66
6pm to 8pm	13
8pm to 10pm	19
10pm to 12am	8
12am to 2am	4
2am to 4am	0
4am to 6am	0



# August 2024 Shelter Report

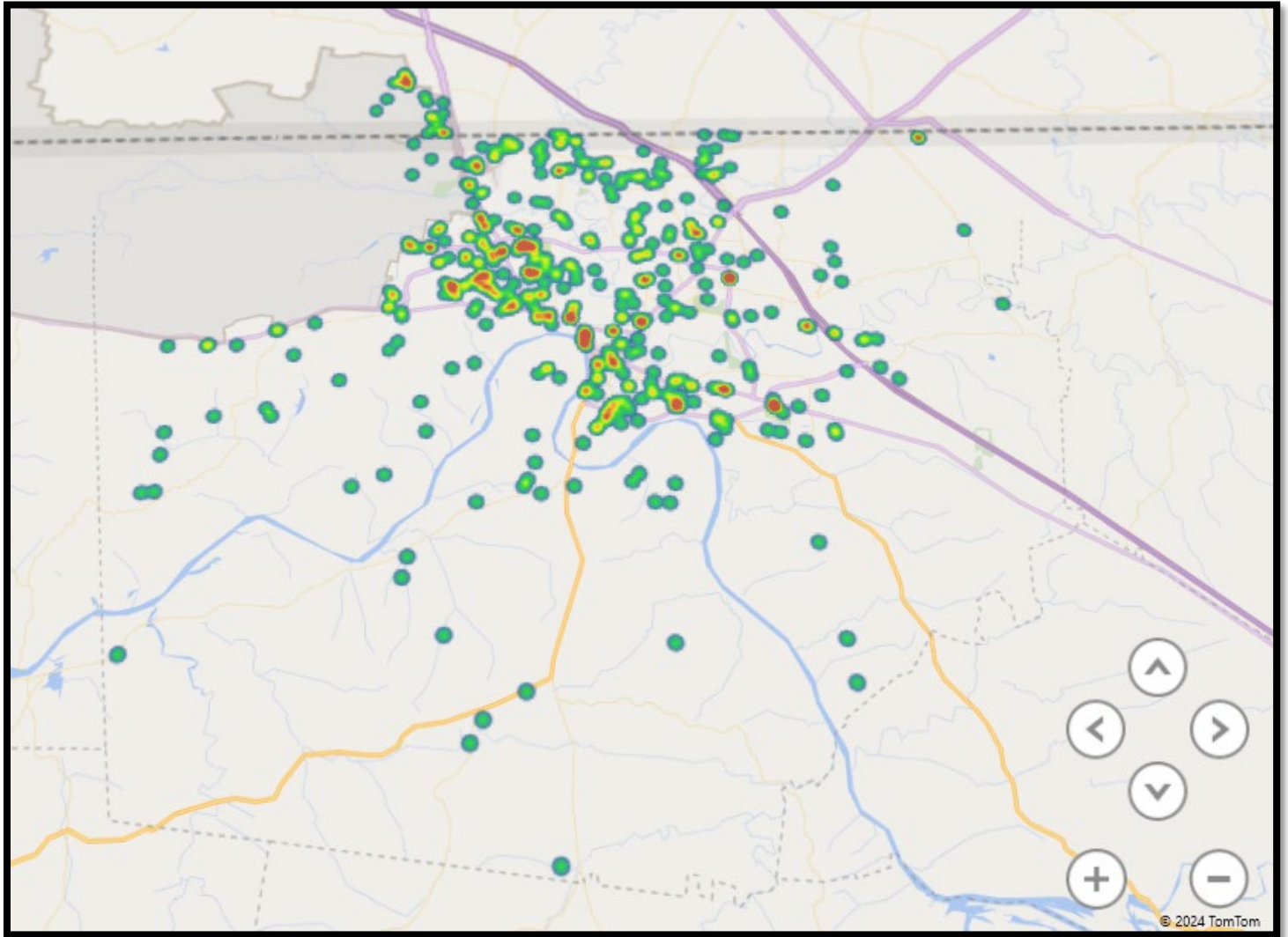
## Activity by Day of Week

Service Calls by Day	692
Monday	105
Tuesday	105
Wednesday	107
Thursday	144
Friday	115
Saturday	76
Sunday	40



# August 2024 Shelter Report

## Activity Heat Map



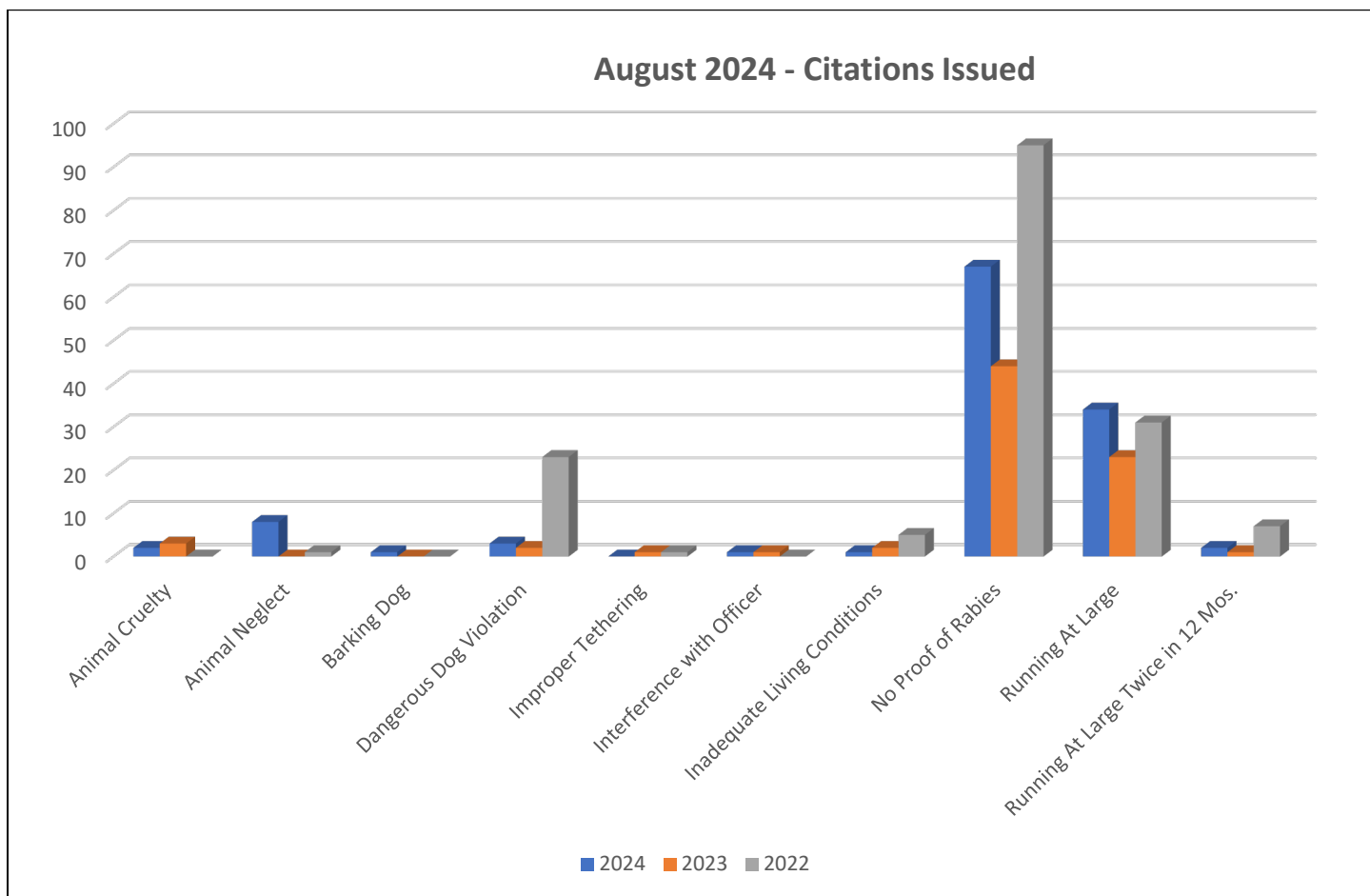


# August 2024 Shelter Report

## Citations Issued

Citations Issued	119
Animal Cruelty	2
Animal Neglect	8
Barking Dog	1
Dangerous Dog Violation	3
Inadequate Living Conditions	1
Interference with Officer	1
No Proof of Rabies Vaccination	67
Running at Large	34
Running at Large Twice in 12 Months	2
Running at Large Fourth in 12 Months	0

Citation Outcomes	119
Sent to General Sessions	73
Rectified Prior to Court	26
Pending	15
Warning Citation	5



## 2024 Totals

Activity	Jan.	Feb.	Mar.	Apr.	May	Jun.	Jul.	Aug.	Sep.	Oct.	Nov.	Dec.	Total	2023	Trend	% Change
<b>Owner Surrenders</b>	52	44	29	56	44	49	62	69					405	661	576	
<b>Intakes</b>	340	329	336	411	476	491	542	504					3429	4,438	5,014	
<b>Stray Dog</b>	166	178	167	156	185	171	197	170					1390	1,792	2,046	
<b>Stray Cat</b>	63	64	74	107	170	181	221	169					1049	1,411	1,318	
<b>Calls for Service</b>	540	554	623	609	583	517	619	692					4737	7,130	6,852	
<b>Euthanasia dog</b>	37	54	15	28	56	52	71	38					351	419	484	
<b>Euthanasia Cat</b>	10	16	9	26	18	24	57	33					193	383	206	
<b>Microchips Issued</b>	152	102	149	150	137	137	158	197					1182	1,438	1,654	
<b>Adoptions</b>	141	122	155	129	131	132	174	193					1177	1,607	1,620	
<b>Rescue/Transfer</b>	53	54	57	79	134	105	91	84					657	972	964	
<b>Incoming Phone Calls</b>	1,926	2,200	2,421	2,507	2,296	2,295	2,552	2,363					18,560	26,816	27,290	
<b>Visitors</b>	1,081	1,364	1,411	941	1,120	1,262	1,576	1,699					10,454		14,358	

Live Release Rate%	Jan.	Feb.	Mar.	Apr.	May	Jun.	Jul.	Aug.	Sep.	Oct.	Nov.	Dec.	Total	2023	% Change
<b>Dogs</b>	76%	76%	93%	88%	79%	78%	73%	86%					81%		
<b>Cats</b>	89%	80%	91%	81%	91%	84%	72%	81%					84%		
<b>Total Live Release</b>	80%	77%	92%	85%	84%	81%	73%	84%					82%		

## 2023 Totals

Activity	Jan.	Feb.	Mar.	Apr.	May	Jun.	Jul.	Aug.	Sep.	Oct.	Nov.	Dec.	Total	2022	% Change
<b>Owner Surrenders</b>	49	50	56	63	70	41	52	44	41	30	32	36	564	661	-14.6%
<b>Intakes</b>	348	334	354	386	478	427	426	412	419	450	379	319	4,732	4,438	6.2%
<b>Stray Dog</b>	148	139	179	172	198	166	185	170	161	162	163	134	1,977	1,792	9.3%
<b>Stray Cat</b>	85	74	57	101	134	141	114	131	164	152	116	85	1,654	1,411	14.6%
<b>Calls for Service</b>	641	609	745	703	742	667	555	601	561	556	519	522	7,421	7,130	4%
<b>Euthanasia dog</b>	42	34	47	46	48	66	60	53	59	53	47	28	553	419	30%
<b>Euthanasia Cat</b>	15	15	21	17	16	34	61	52	48	57	29	15	380	383	.7%
<b>Microchips Issued</b>	109	123	123	124	160	131	140	110	132	182	154	143	1,631	1,438	11.8%
<b>Adoptions</b>	122	130	121	106	147	131	144	113	138	171	152	133	1,608	1,607	.2%
<b>Rescue/Transfer</b>	68	44	54	70	39	52	23	38	51	51	36	47	573	972	-41%
<b>Incoming Phone Calls</b>	2,347	1,913	2,345	2,225	2,540	2,246	2,266	2,454	2,131	2,257	1,967	2,125	26,816	--	--

Live Release Rate%	Jan.	Feb.	Mar.	Apr.	May	Jun.	Jul.	Aug.	Sep.	Oct.	Nov.	Dec.	Total	2022	% Change
<b>Dogs</b>	89%	83%	81%	80%	82%	71%	75%	74%	67%	75%	80%	76%	78%	84%	-9%
<b>Cats</b>	91%	84%	78%	83%	85%	72%	57%	54%	71%	69%	80%	88%	76%	72%	5.2%
<b>Total Live Release</b>	90%	83%	80%	81%	82%	71%	68%	67%	69%	72%	80%	82%	77%	80%	-3.7%

## 2022 Totals

Activity	Jan.	Feb.	Mar.	Apr.	May	Jun.	Jul.	Aug.	Sep.	Oct.	Nov.	Dec.	Total	2021	% Change
<b>Owner Surrenders</b>	31	110	75	41	31	56	36	47	54	48	49	52	661	633	4%
<b>Intakes</b>	234	320	329	313	384	396	313	508	456	434	369	382	4,438	3,761	15%
<b>Stray Dog</b>	114	109	150	108	119	129	158	202	171	153	166	192	1,792	1,435	20%
<b>Stray Cat</b>	67	47	80	129	195	175	91	177	164	146	78	62	1,411	1,065	25%
<b>Calls for Service</b>	397	409	614	615	592	628	637	649	630	642	636	681	7,130	5,328	25%
<b>Euthanasia dog</b>	19	32	27	21	24	35	36	64	55	27	50	64	419	232	45%
<b>Euthanasia Cat</b>	11	27	30	18	29	84	42	52	73	66	46	18	383	350	8%
<b>Microchips Issued</b>	128	99	150	123	140	144	193	172	128	170	135		1,438	1,636	-12%
<b>Adoptions</b>	137	99	142	122	110	142	184	187	141	186	122	177	1,607	1,523	5%
<b>Rescue/Transfer</b>	60	68	75	131	77	68	35	85	83	63	46	67	790	972	-18%
<b>Incoming Phone Calls</b>	**	**	**	**	**	**	**	**	**	2,400	2,192	2,155	6,747	---	---

Live Release Rate%	Jan.	Feb.	Mar.	Apr.	May	Jun.	Jul.	Aug.	Sep.	Oct.	Nov.	Dec.	Total	2021	% Change
<b>Dogs</b>	89.4%	83%	87%	91%	88%	85%	86%	76%	76%	89%	76%	77%	84%	86%	-2%
<b>Cats</b>	90%	73%	75%	88%	78%	54%	71%	71%	56%	65%	60%	87%	72%	72%	0%
<b>Total Live Release</b>	89.4%	80%	83%	90%	84%	72%	80%	74%	67%	78%	71%	81%	80%	85%	-5%