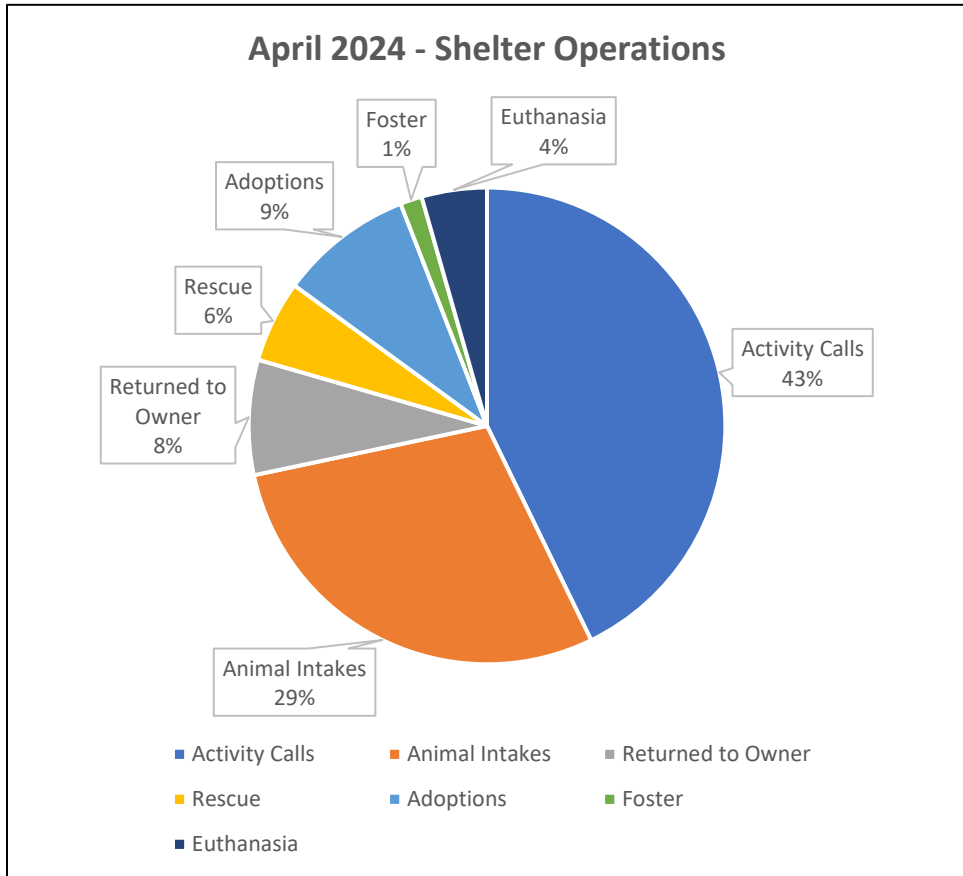




# April 2024 Shelter Report

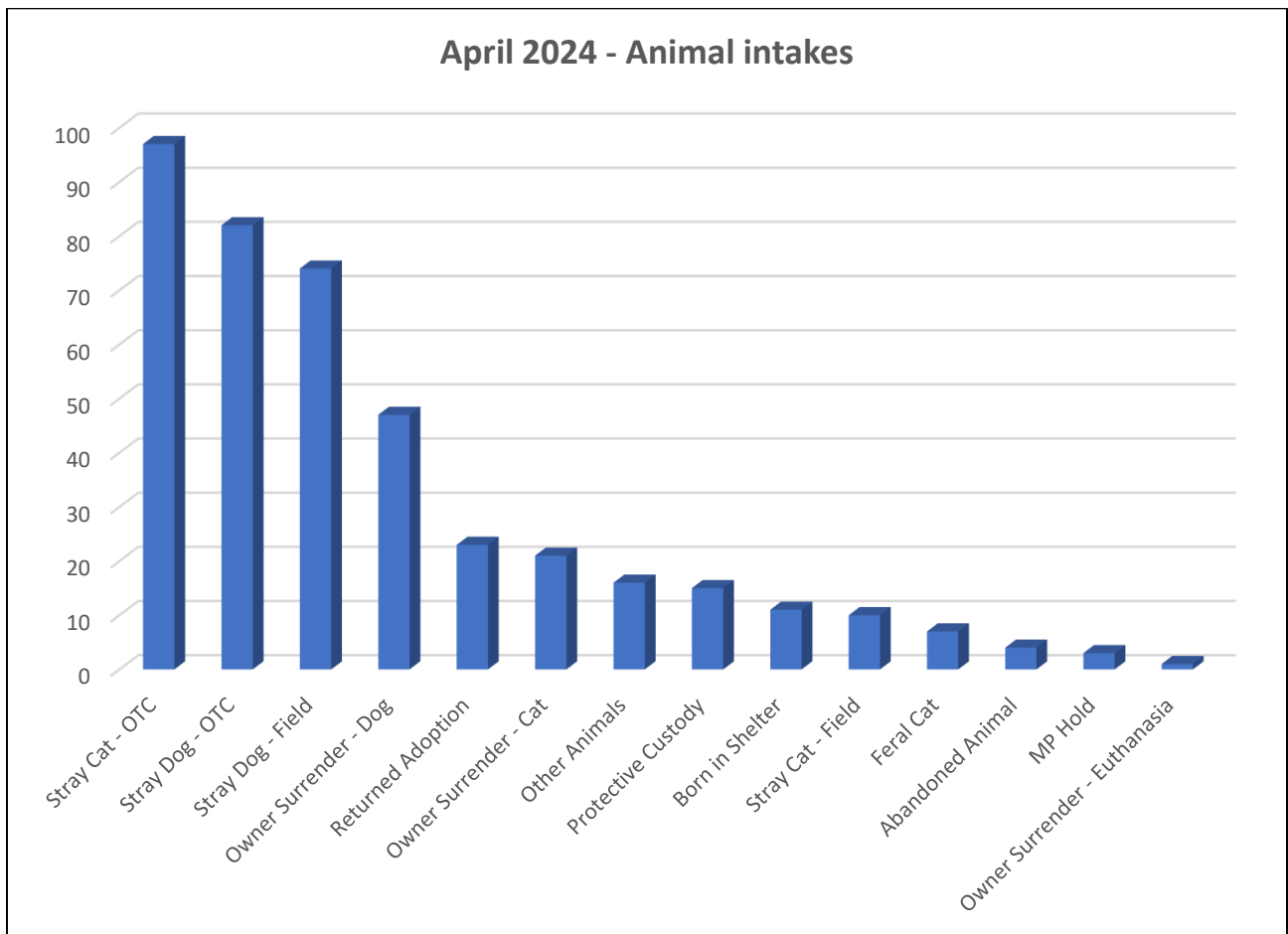
April 2024	
Activity Calls	<b>609</b>
Animal Intakes	<b>411</b>
Dogs	244
Cats	157
Other	10
<b>Incoming Per Day</b>	<b>14</b>
Returned to Owner	<b>111</b>
Dogs – In Field	18
Cats – In Field	0
Dogs – From Shelter	90
Cats – From Shelter	3
Rescue Transfers	<b>79</b>
Dogs Transferred	22
Cats Transferred	57
Animals Adopted	<b>129</b>
Dogs Adopted	80
Cats Adopted	47
Other Animals	2
Fostered	<b>21</b>
Dogs Fostered	7
Cats Fostered	14
Euthanasia	<b>54</b>
Dogs Euthanized	28
Cats Euthanized	26
TNR/Returned to Field	<b>2</b>
Visitors to Shelter	<b>941</b>
Avg. Visitors per Day	45
Incoming Phone Calls	<b>2,507</b>
Avg. Calls per Day	100



# April 2024 Shelter Report

## Animal Intake Reasons

Intake Reasons	411
Stray Dog – OTC	82
Stray Dog – Field	74
Stray Cat – OTC	97
Stray Cat – Field	10
Abandoned Animal	4
Owner Surrender – Dog	47
Owner Surrender - Cat	21
Owner Surrender - Other	0
Owner Euth. Request	1
Feral Cat	7
Protective Custody	15
Returned Adoption	23
MP Hold – Ft. Campbell	3
Born in Shelter	11
Foster Returned	0
Other Animals	16
TNR/RTF Cats	0

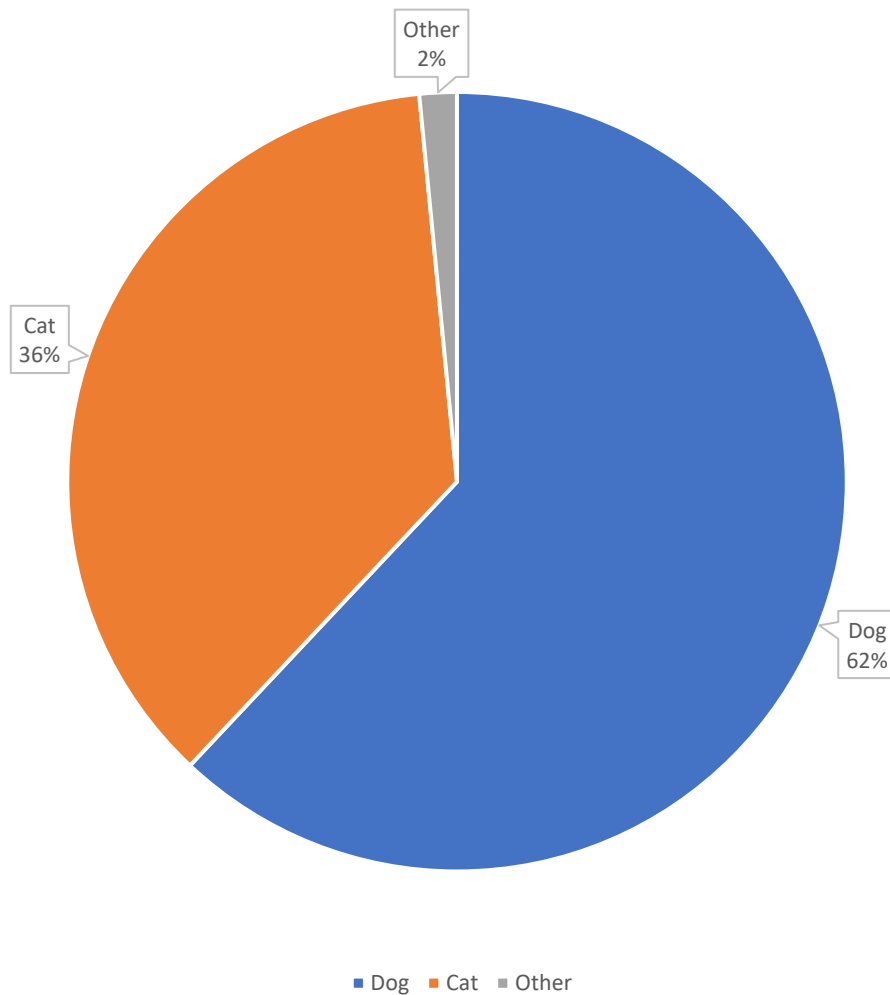


# April 2024 Shelter Report

## Animal Adoptions

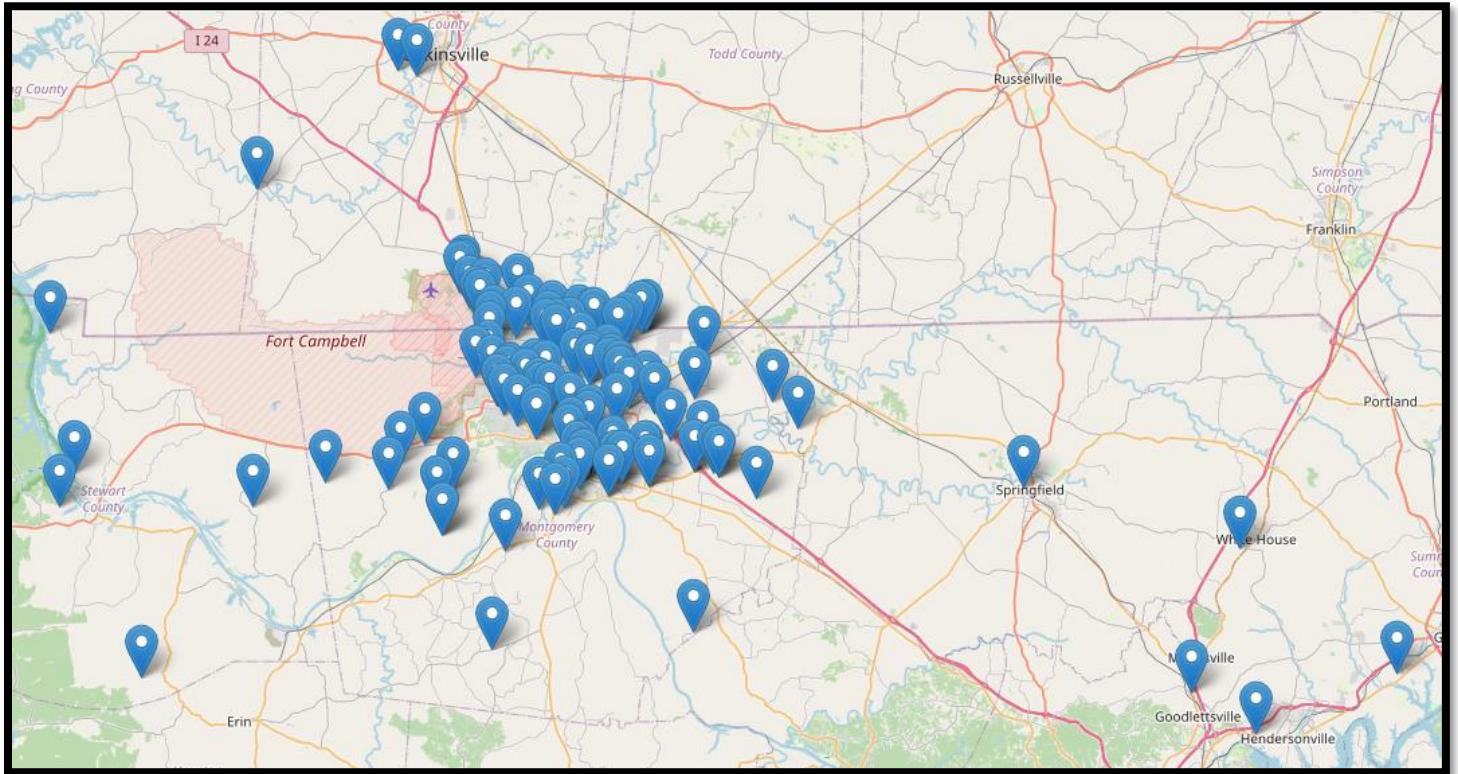
Adoptions	129
Dogs/Puppies	80
Cats/Kittens	47
Other Animals	2

April 2024 - Animal Adoptions



# April 2024 Shelter Report

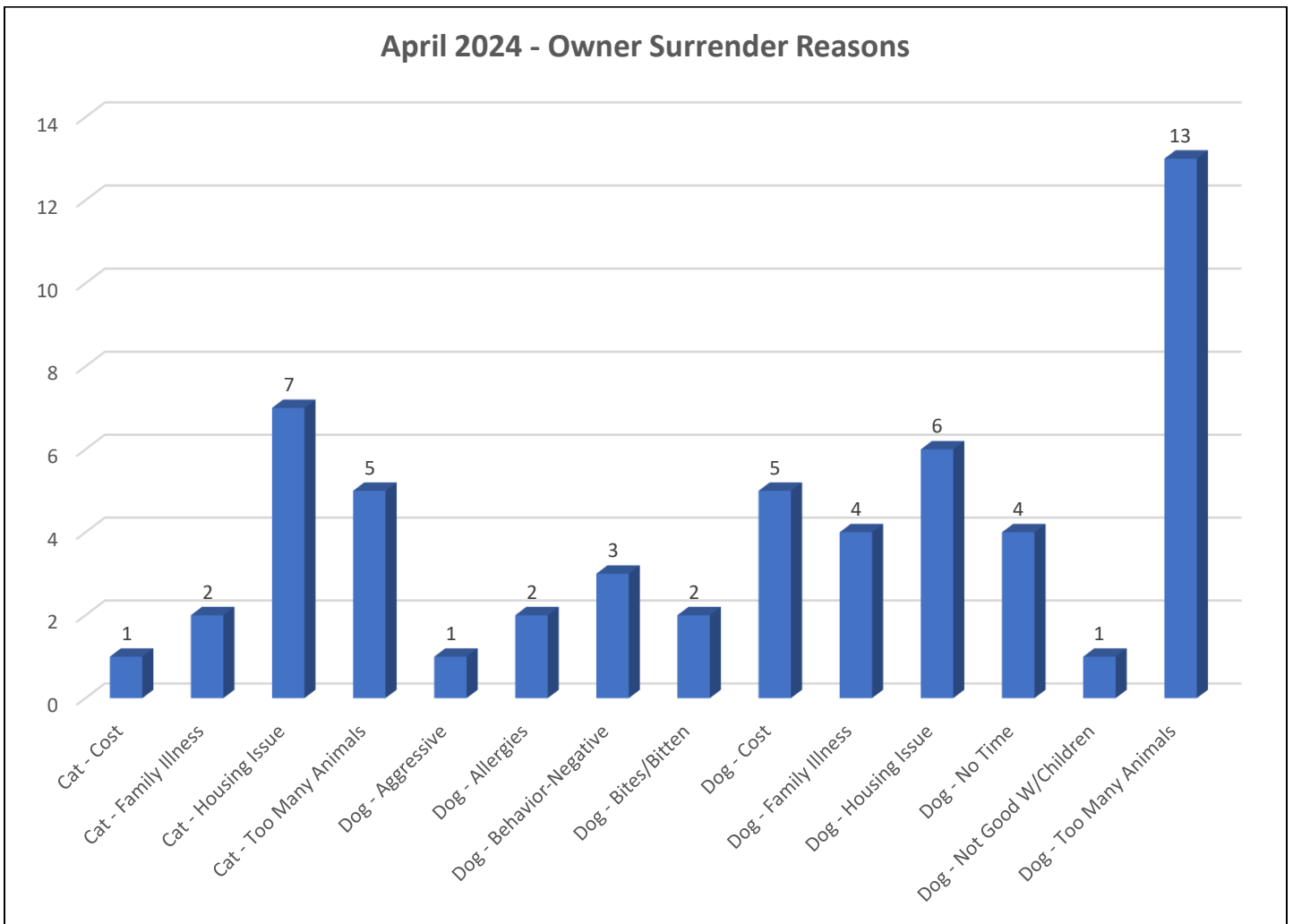
## Adoptions Map



# April 2024 Shelter Report

## Owner Surrenders

Owner Surrender Reason	56
Cat – Cost	1
Cat – Family Illness	2
Cat – Housing Issue	7
Cat – Too Many Animals	5
Dog – Aggressive-Dogs	1
Dog – Allergies	2
Dog – Behavior	3
Dog – Bites/Has Bitten	2
Dog – Cost	5
Dog – Family Illness	4
Dog – Housing Issue	6
Dog – No Time	4
Dog – Not Good W/Children	1
Dog – Too Many Animals	13

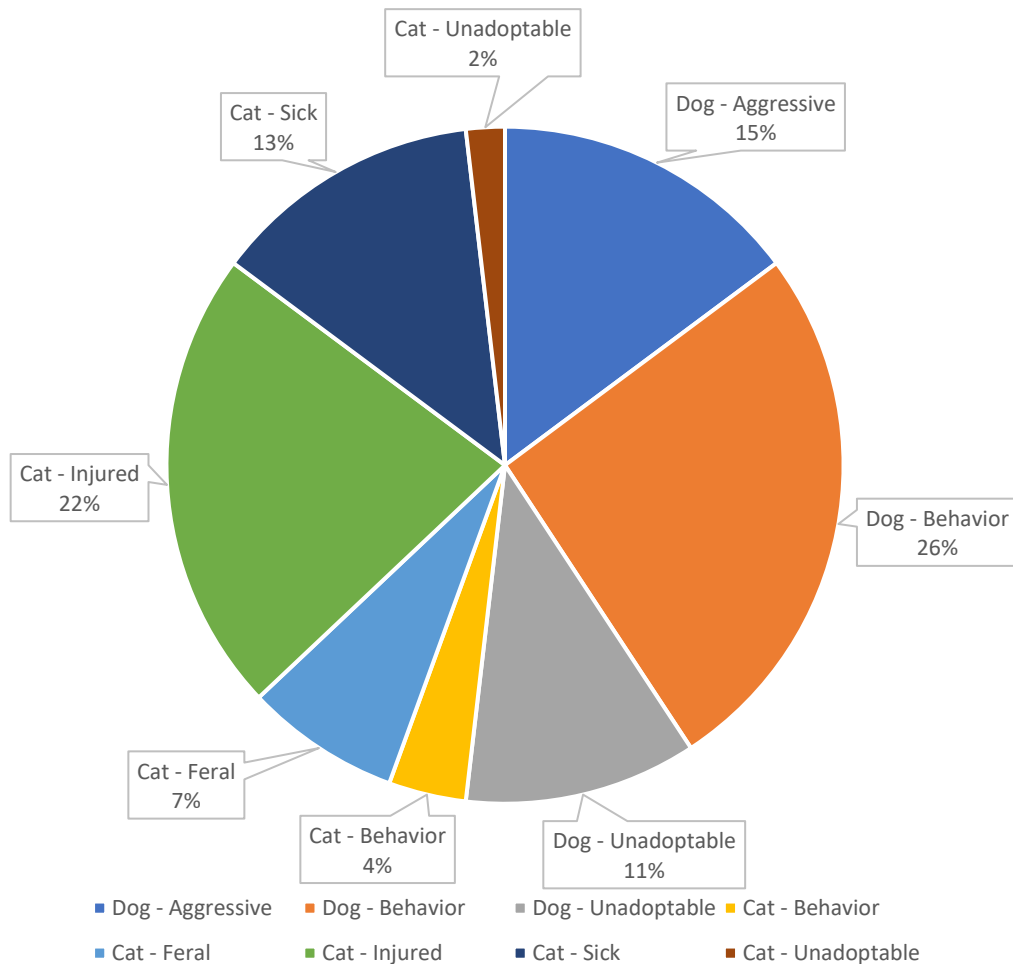


# April 2024 Shelter Report

## Euthanasia

Animal Euthanasia	54
<b>Dogs/Puppies</b>	<b>28</b>
Aggressive	8
Behavior	14
Sick	0
Injured	0
Unadoptable	6
Feral	0
<b>Cats/Kittens</b>	<b>26</b>
Feral	4
Injured	12
Aggressive	0
Sick	7
Unadoptable	1
Behavior	2

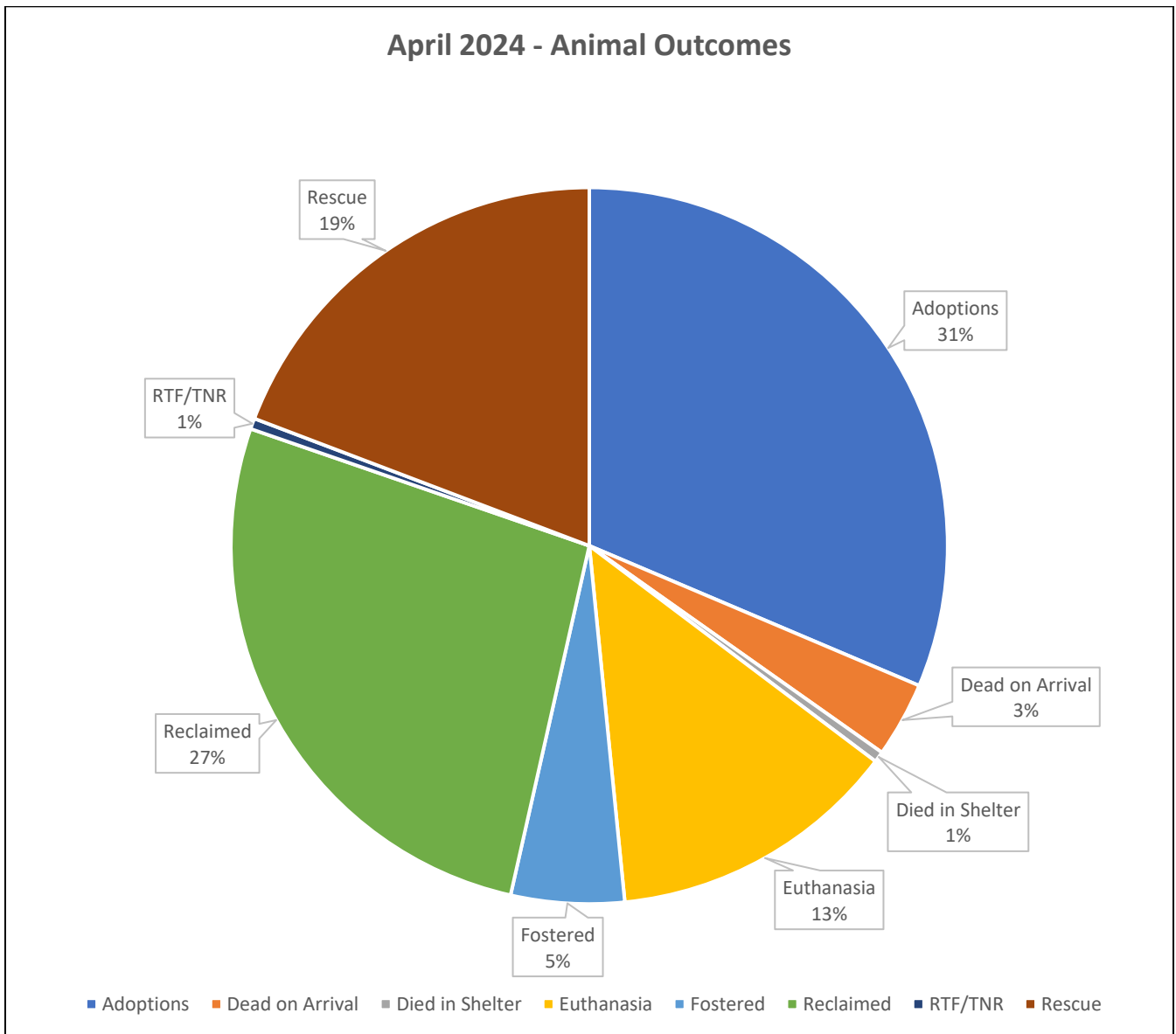
April 2024 - Euthanasia Reasons



# April 2024 Shelter Report

## Outcomes

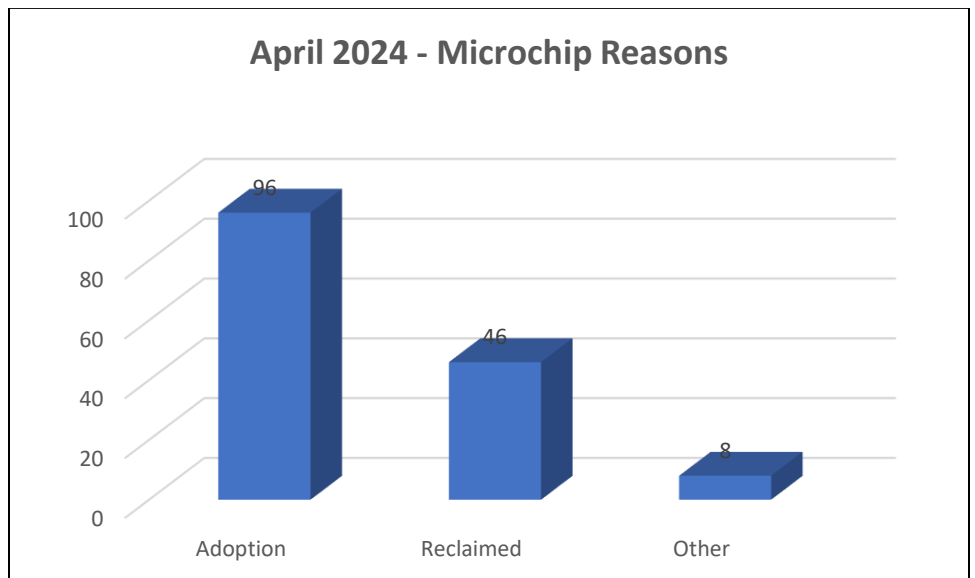
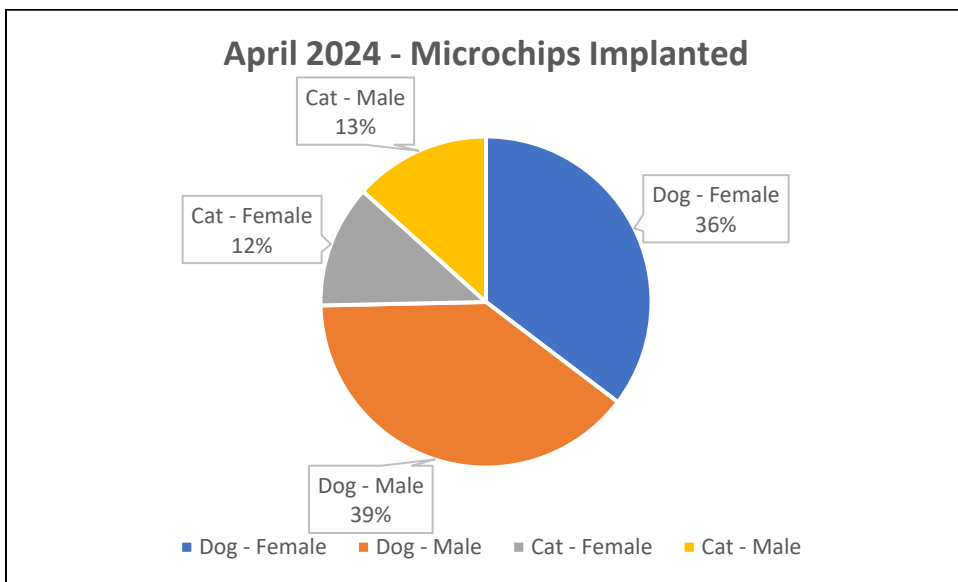
Animal Outcomes	411
Adoptions	129
Dead on Arrival	14
Died in Shelter	2
Escaped	0
Euthanasia	54
Offsite	1
Fostered	21
Reclaimed	110
RTF/TNR	2
Rescue	79



# April 2024 Shelter Report

## Microchips Issued

Microchips Implanted	150
Dogs – Female	53
Dogs – Male	59
Cats – Female	18
Cats – Male	20
Adoptions	96
Reclaimed	46
Other	8
Event	0



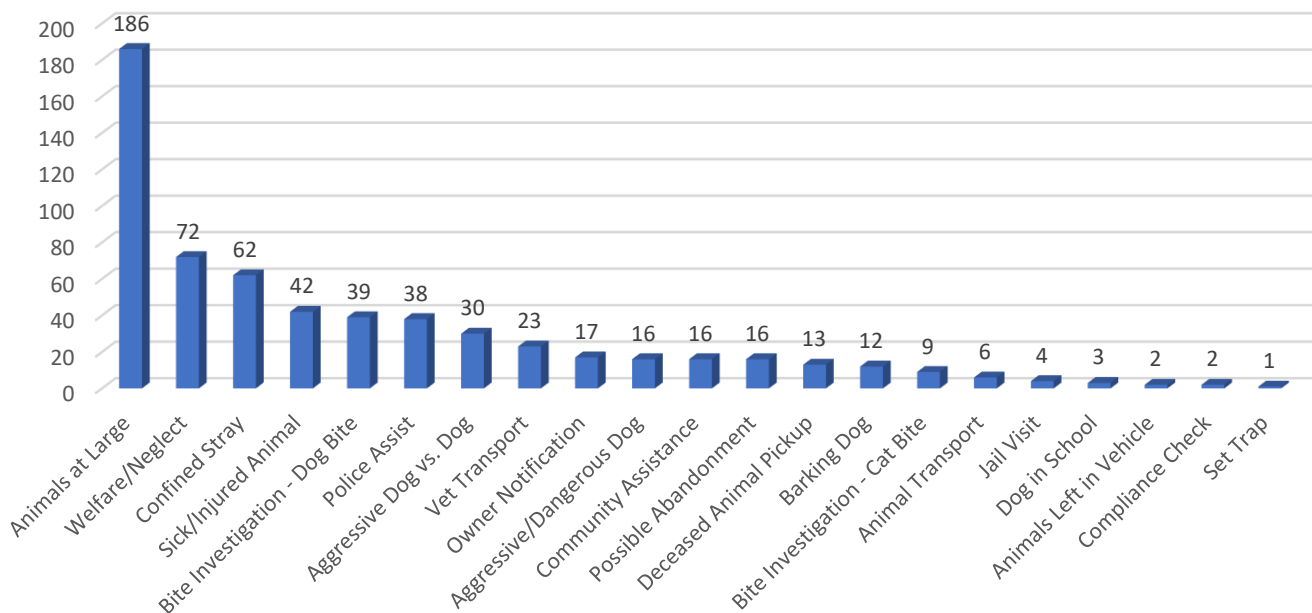


# April 2024 Shelter Report

## Activity Calls

Service Calls	609
Aggressive Dog Vs Dog	30
Aggressive/Dangerous Dog	16
Aggressive Dog Vs. Other	0
Animal Transport	6
Animal Left in Vehicle	2
Animals at Large	186
Barking Dog	12
Bites involving Cats	9
Bites involving Dogs	39
Bites Other Animals	0
Community Assistance	16
Compliance Check	2
Confined Stray	62
Dog in School	13
Deceased Animal Pick Up	3
Jail Visit	4
Owner Notification	17
Police Assist	38
Possible Abandonment	16
Possibly Rabid Animal	0
Set Trap	1
Sick or Injured Animal	42
Vet Transport	23
Welfare or Neglect Complaint	72

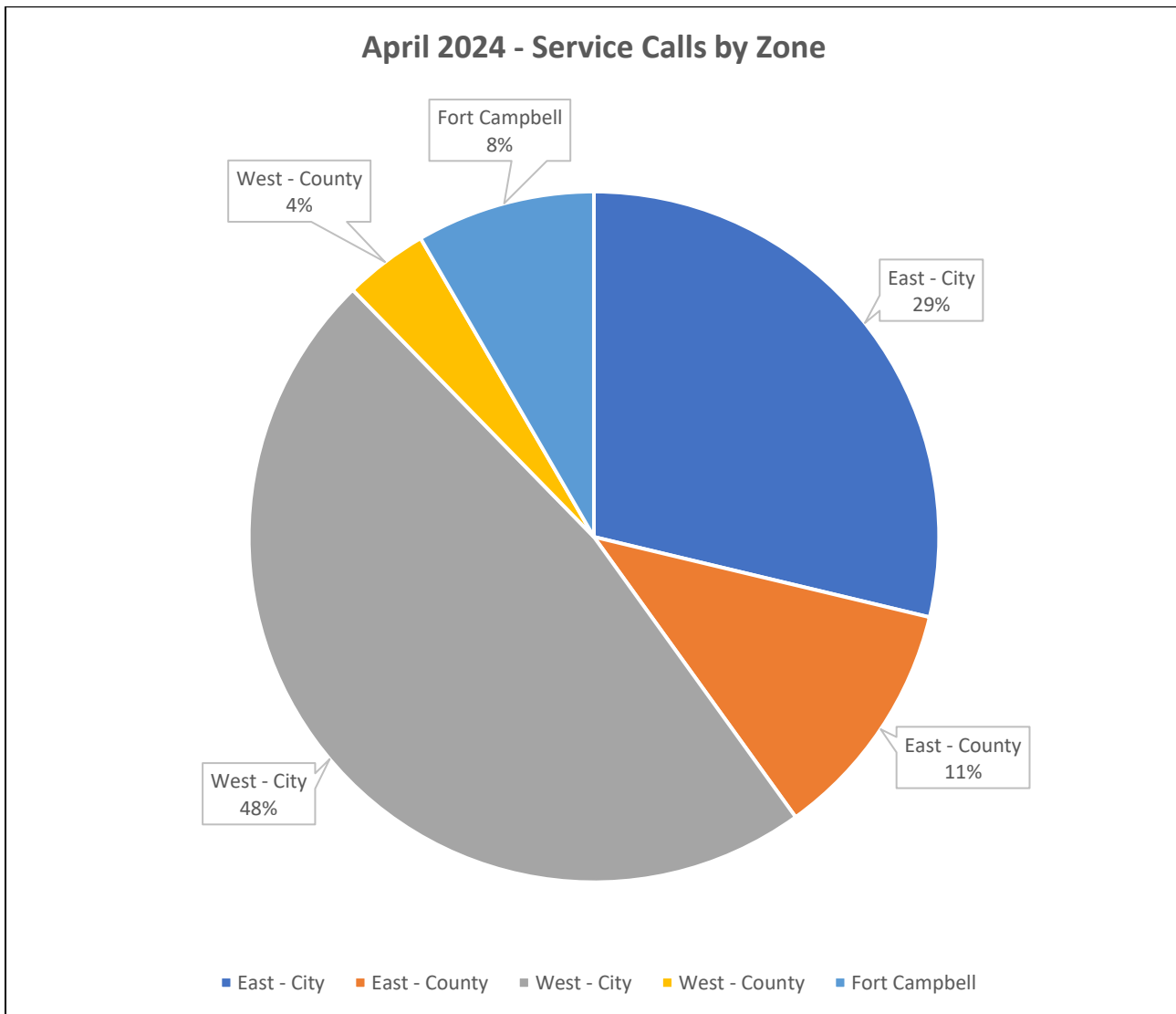
April 2024 - Service Calls



# April 2024 Shelter Report

## Activity Calls by Zones

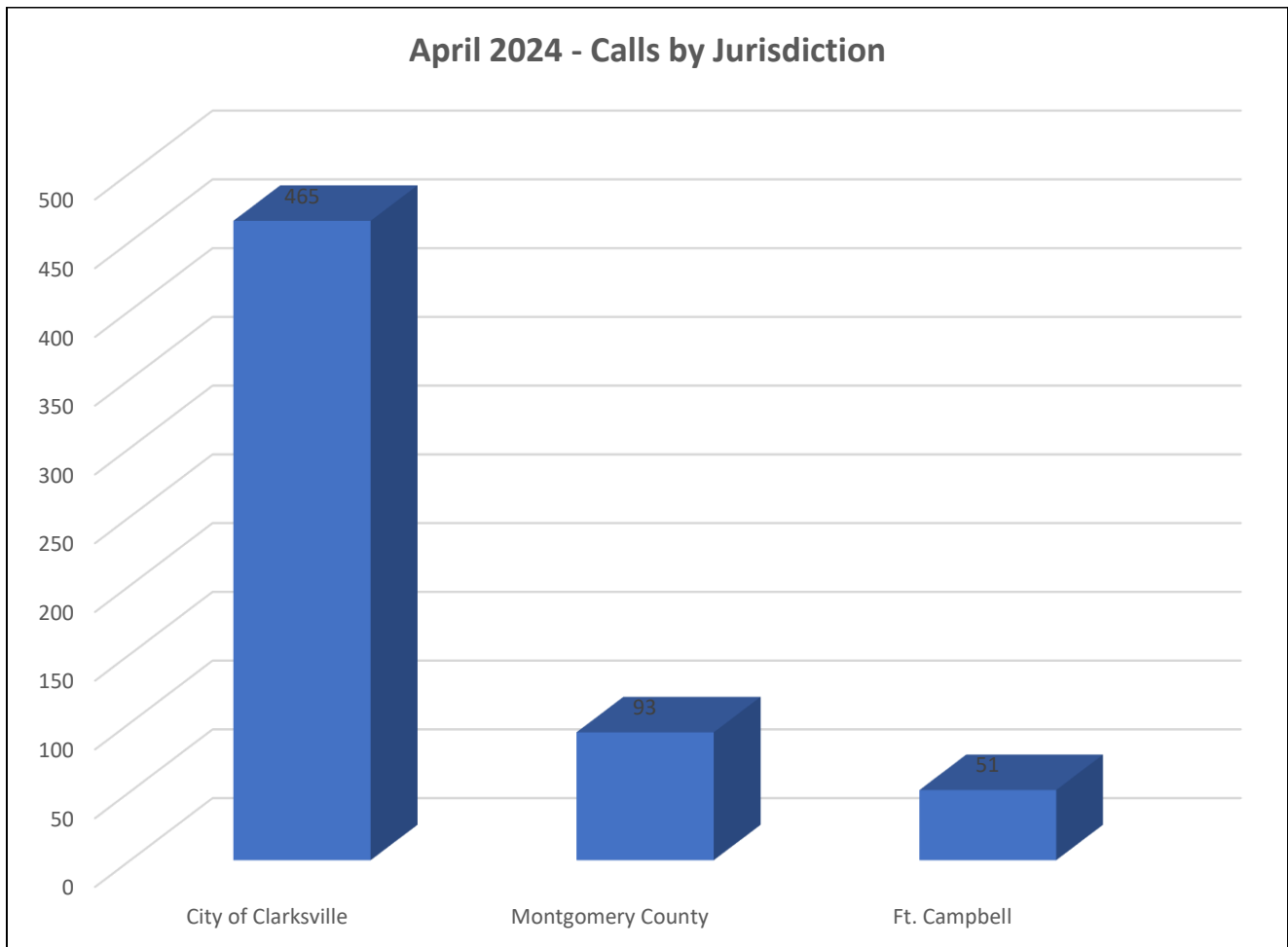
Service Calls by Zone	609
East City	175
East County	69
West City	290
West County	24
Ft. Campbell	51
Other	0



# April 2024 Shelter Report

## Activity Calls by Jurisdiction

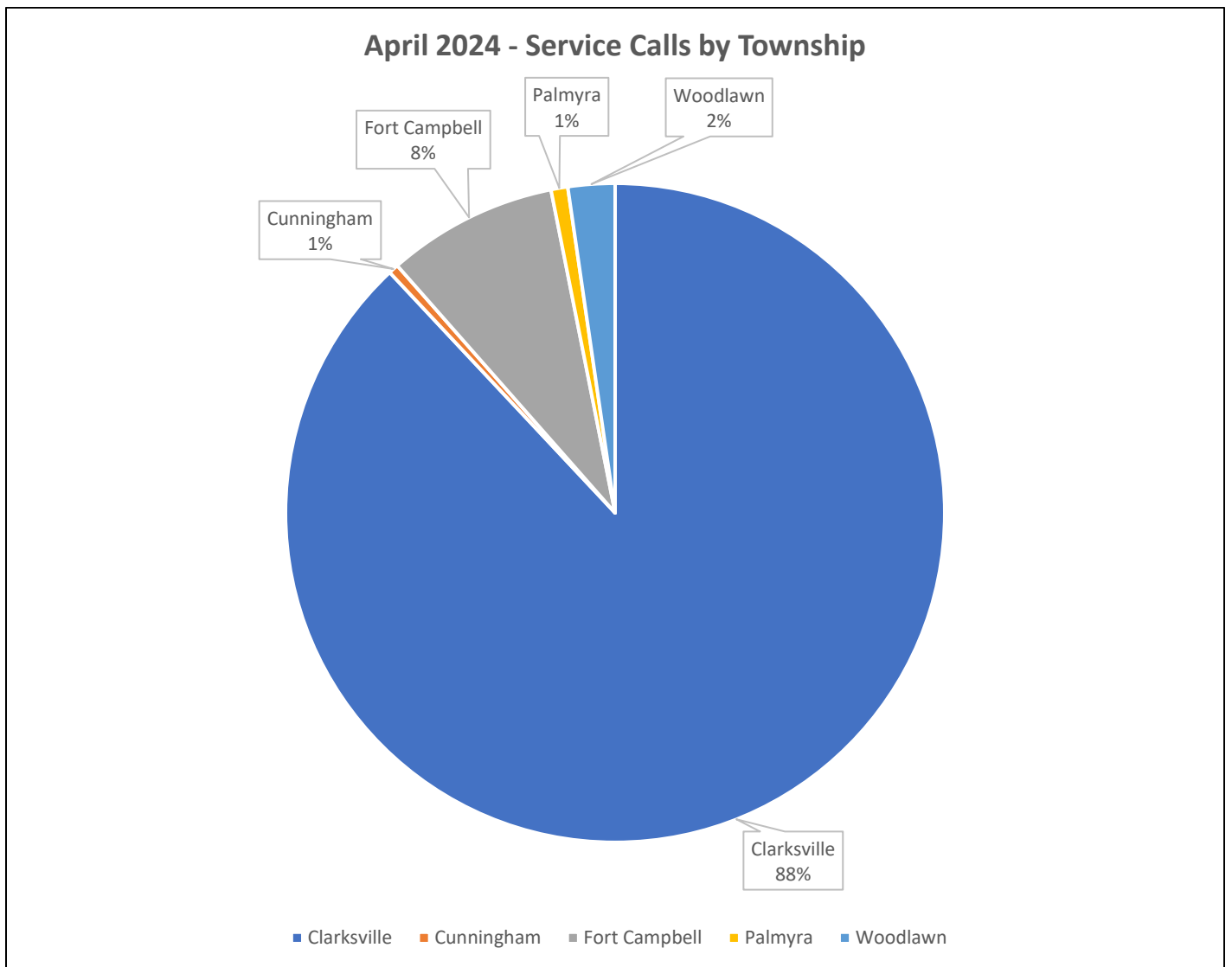
Service Calls by Jurisdiction	609
City of Clarksville	465
Montgomery County	93
Ft. Campbell	51
Out of County	0



# April 2024 Shelter Report

## Activity Calls by Townships

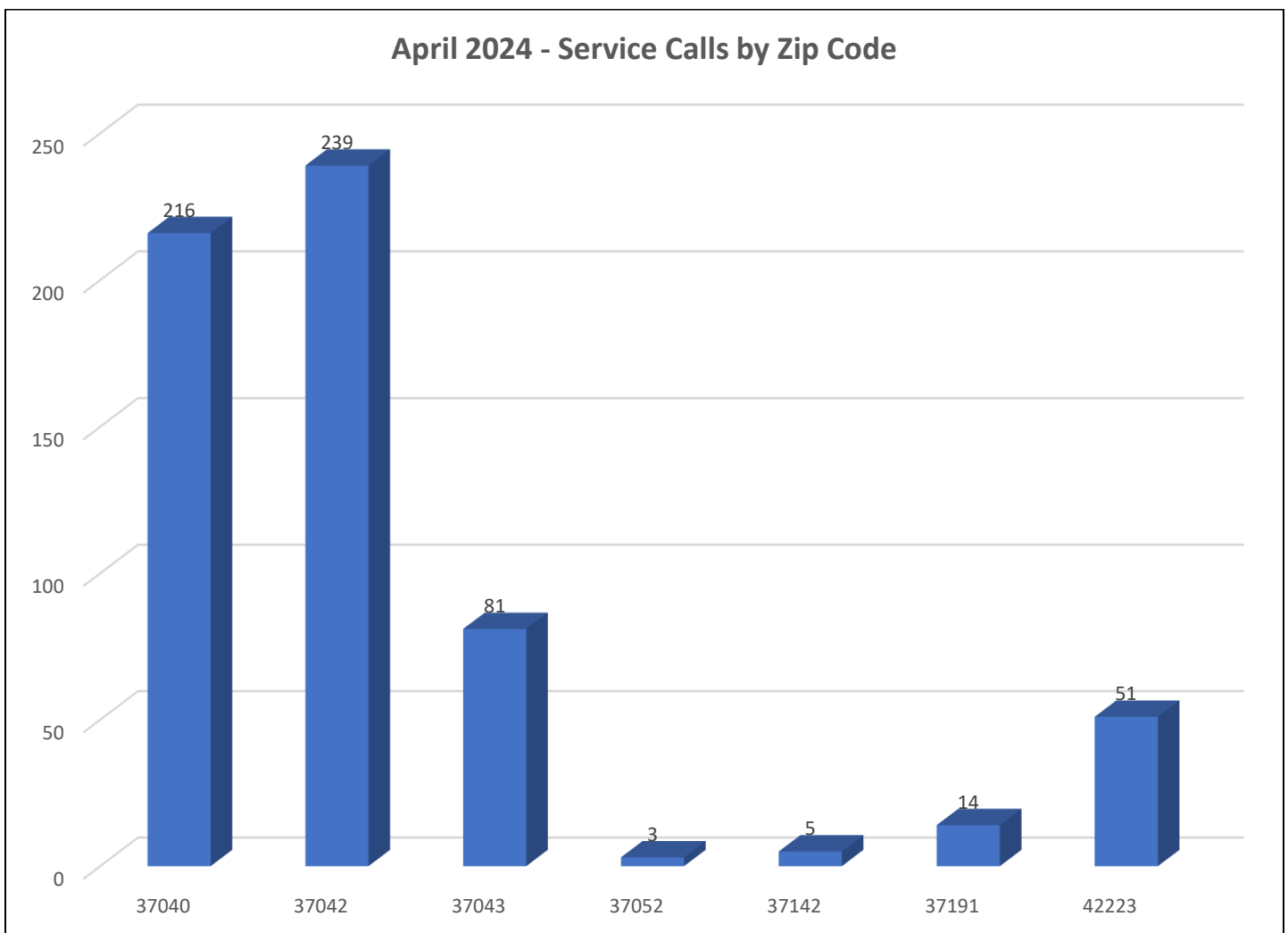
Service Calls by Township	609
Adams	0
Clarksville	536
Cumberland Furnace	0
Cumberland City	0
Cunningham	3
Fort Campbell	51
Indian Mound	0
Palmyra	5
Southside	0
Woodlawn	14
Other	0



# April 2024 Shelter Report

## Service Calls by Zip Code

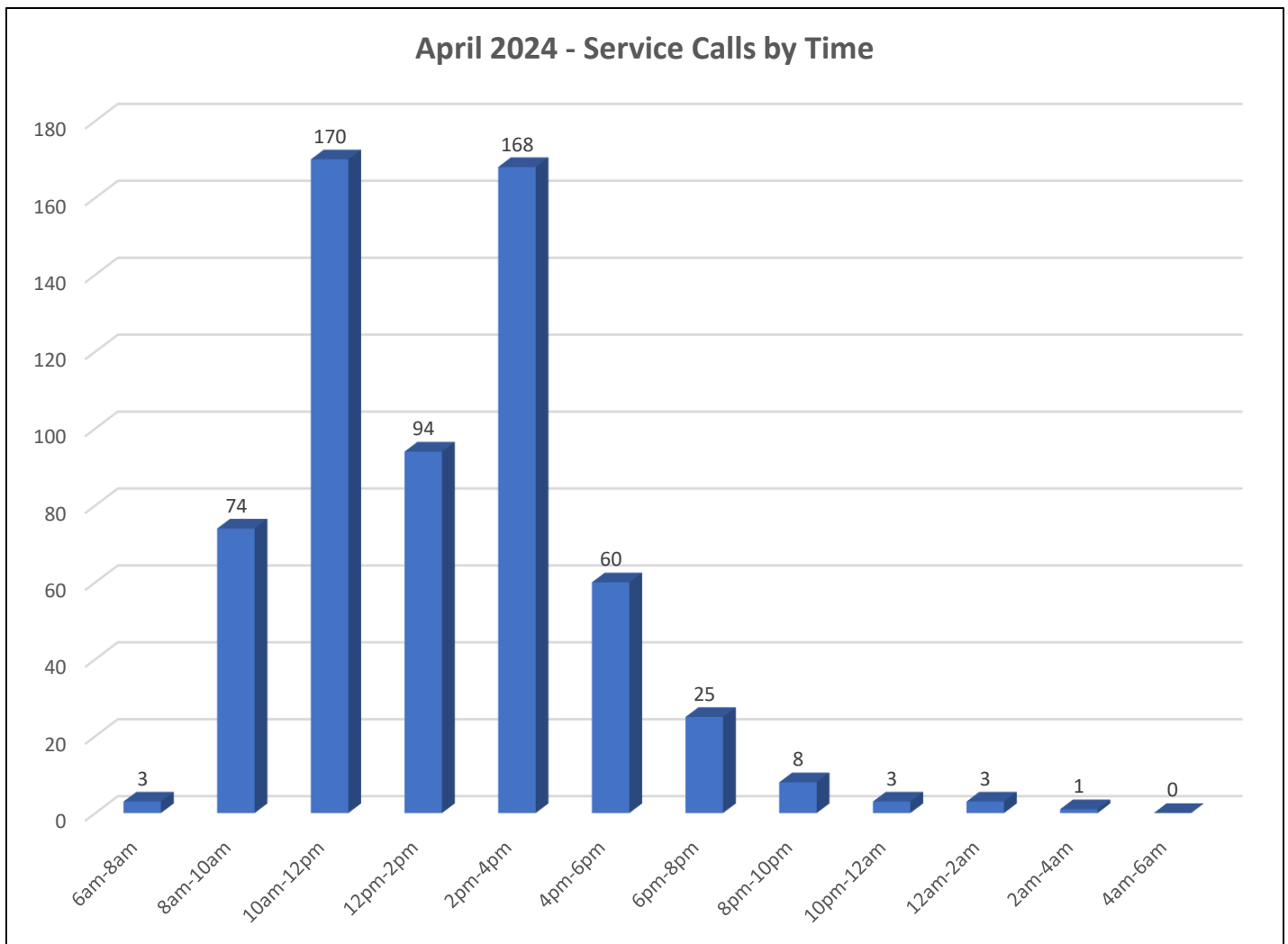
Service Calls Outcomes	609
37010	0
37040	216
37042	239
37043	81
37051	0
37052	3
37079	0
37091	0
37142	5
37171	0
37191	14
42223	51
42240	0



# April 2024 Shelter Report

## Activity by Time of Day

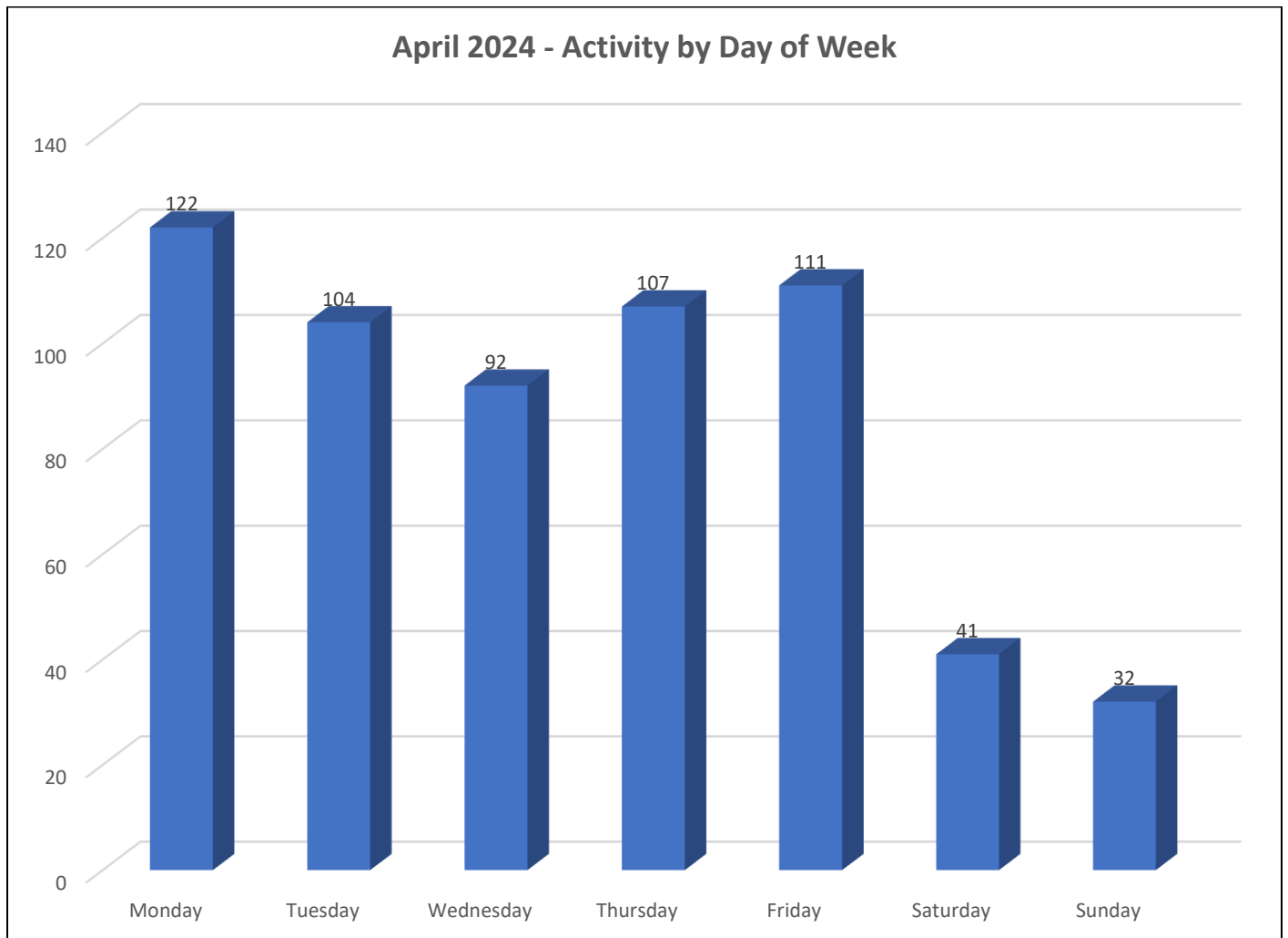
Service Calls by Time of Day	609
6am to 8am	3
8am to 10am	74
10am to 12pm	170
12pm to 2pm	94
2pm to 4pm	168
4pm to 6pm	60
6pm to 8pm	25
8pm to 10pm	8
10pm to 12am	3
12am to 2am	3
2am to 4am	1
4am to 6am	0



# April 2024 Shelter Report

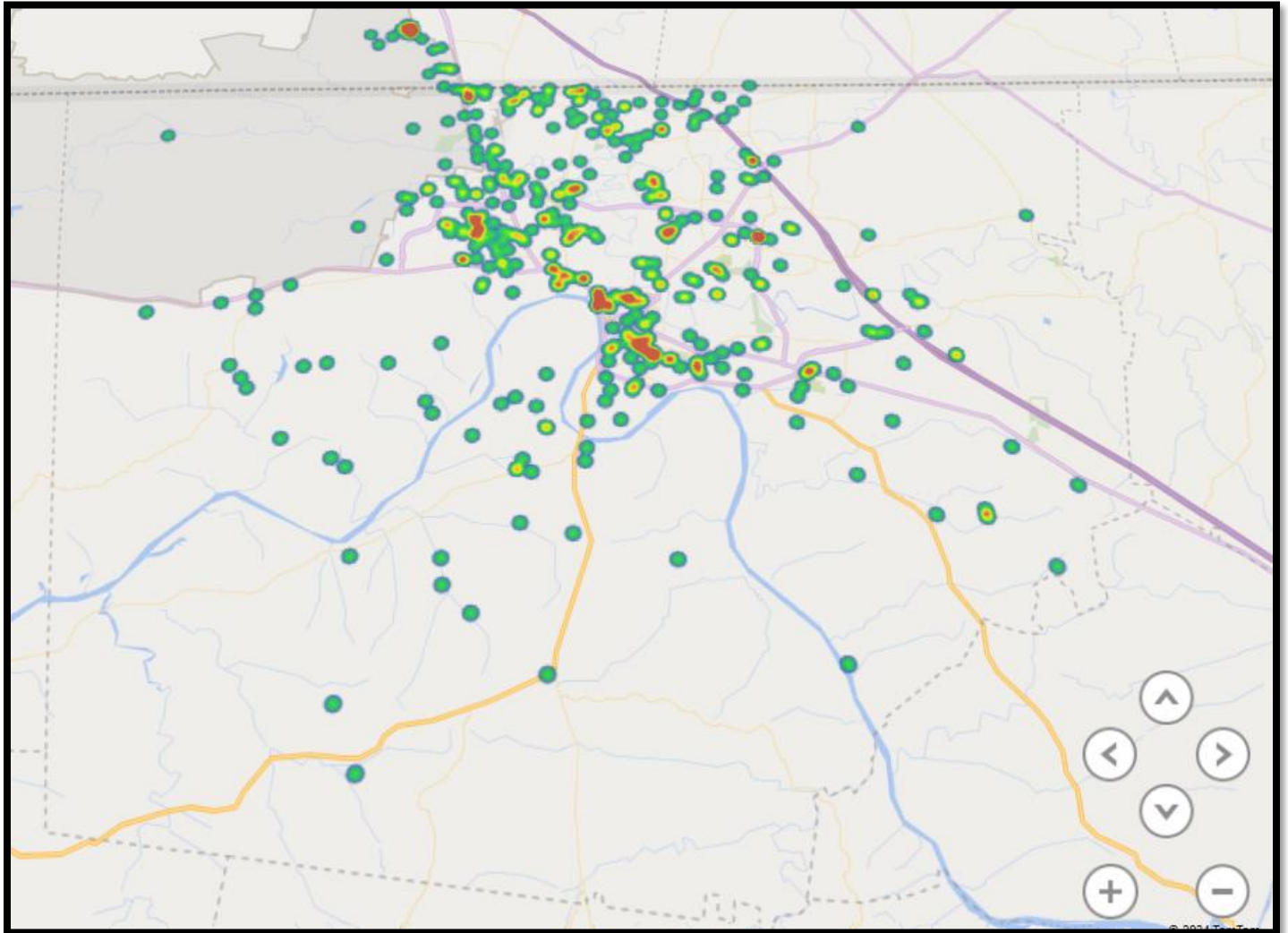
## Activity by Day of Week

Service Calls by Day	609
Monday	122
Tuesday	104
Wednesday	92
Thursday	107
Friday	111
Saturday	41
Sunday	32



# April 2024 Shelter Report

## Activity Heat Map



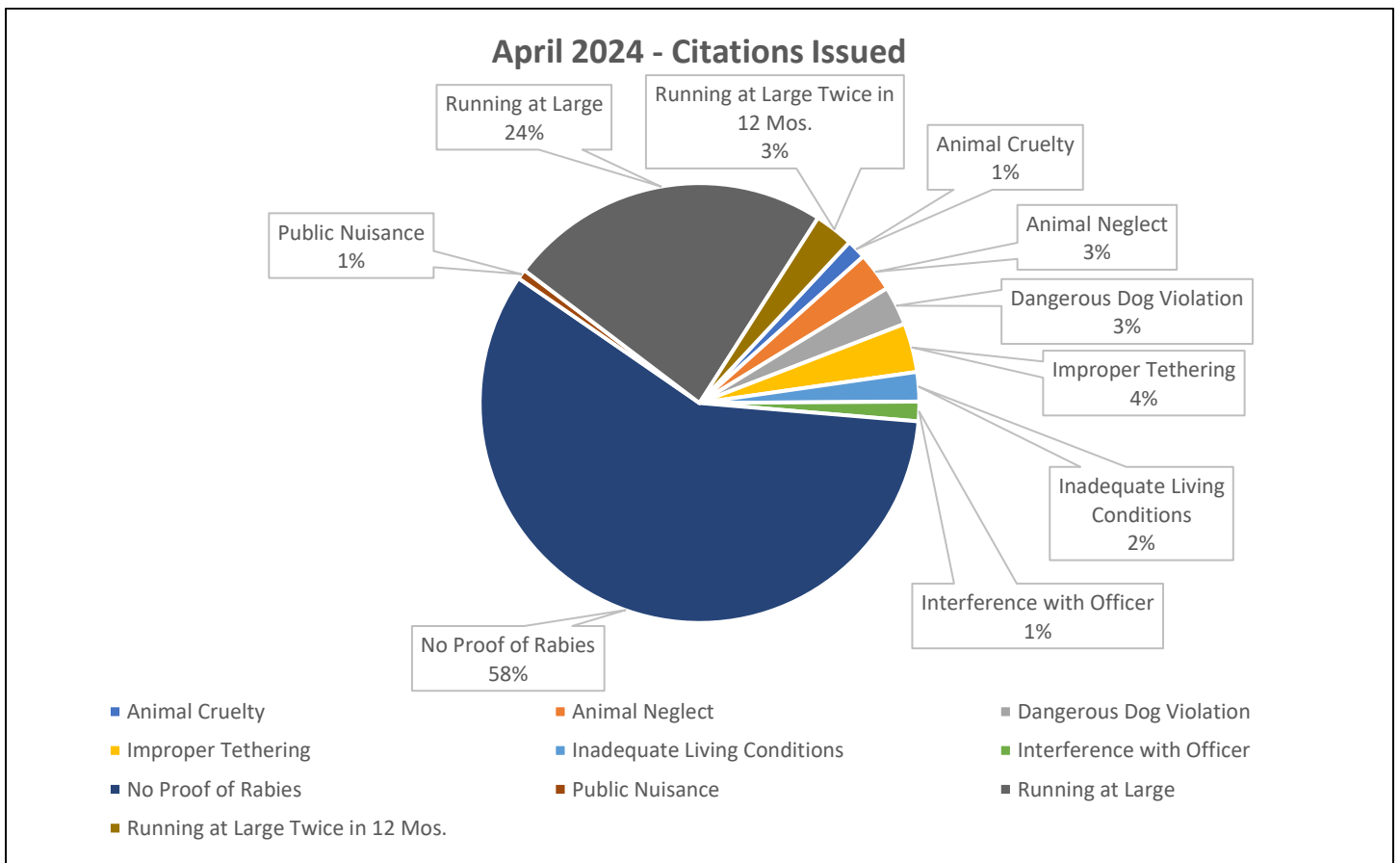


# April 2024 Shelter Report

## Citations Issued

Citations Issued	139
Animal Abandonment	0
Animal Cruelty	2
Animal Neglect	4
Dangerous Dog Violation	4
Improper Tethering	5
Inadequate Living Conditions	3
Interference with Officer	2
No Proof of Current Rabies	81
Public Nuisance	1
Running at Large	33
Running at Large Twice in 12 Months	4

Citation Outcomes	139
Sent to General Sessions	83
Rectified Prior to Court	40
Pending	12
Warning Citation	5



## 2024 Totals

Activity	Jan.	Feb.	Mar.	Apr.	May	Jun.	Jul.	Aug.	Sep.	Oct.	Nov.	Dec.	Total	2023	% Change
<b>Owner Surrenders</b>	52	44	29	56									181	661	
<b>Intakes</b>	340	329	336	411									1416	4,438	
<b>Stray Dog</b>	166	178	167	156									667	1,792	
<b>Stray Cat</b>	63	64	74	107									308	1,411	
<b>Calls for Service</b>	540	554	623	609									2326	7,130	
<b>Euthanasia dog</b>	37	54	15	28									134	419	
<b>Euthanasia Cat</b>	10	16	9	26									61	383	
<b>Microchips Issued</b>	152	102	149	150									553	1,438	
<b>Adoptions</b>	141	122	155	129									547	1,607	
<b>Rescue/Transfer</b>	53	54	57	79									243	972	
<b>Incoming Phone Calls</b>	1,926	2,200	2,421	2,507									9054	26,816	
<b>Visitors</b>	1,081	1,364	1,411	941									4797		

Live Release Rate%	Jan.	Feb.	Mar.	Apr.	May	Jun.	Jul.	Aug.	Sep.	Oct.	Nov.	Dec.	Total	2023	% Change
<b>Dogs</b>	76%	76%	93%	88%									83.25%		
<b>Cats</b>	89%	80%	91%	81%									87%		
<b>Total Live Release</b>	80%	77%	92%	85%									83.5%		

## 2023 Totals

Activity	Jan.	Feb.	Mar.	Apr.	May	Jun.	Jul.	Aug.	Sep.	Oct.	Nov.	Dec.	Total	2022	% Change
<b>Owner Surrenders</b>	49	50	56	63	70	41	52	44	41	30	32	36	564	661	-14.6%
<b>Intakes</b>	348	334	354	386	478	427	426	412	419	450	379	319	4,732	4,438	6.2%
<b>Stray Dog</b>	148	139	179	172	198	166	185	170	161	162	163	134	1,977	1,792	9.3%
<b>Stray Cat</b>	85	74	57	101	134	141	114	131	164	152	116	85	1,654	1,411	14.6%
<b>Calls for Service</b>	641	609	745	703	742	667	555	601	561	556	519	522	7,421	7,130	4%
<b>Euthanasia dog</b>	42	34	47	46	48	66	60	53	59	53	47	28	553	419	30%
<b>Euthanasia Cat</b>	15	15	21	17	16	34	61	52	48	57	29	15	380	383	.7%
<b>Microchips Issued</b>	109	123	123	124	160	131	140	110	132	182	154	143	1,631	1,438	11.8%
<b>Adoptions</b>	122	130	121	106	147	131	144	113	138	171	152	133	1,608	1,607	.2%
<b>Rescue/Transfer</b>	68	44	54	70	39	52	23	38	51	51	36	47	573	972	-41%
<b>Incoming Phone Calls</b>	2,347	1,913	2,345	2,225	2,540	2,246	2,266	2,454	2,131	2,257	1,967	2,125	26,816	--	--

Live Release Rate%	Jan.	Feb.	Mar.	Apr.	May	Jun.	Jul.	Aug.	Sep.	Oct.	Nov.	Dec.	Total	2022	% Change
<b>Dogs</b>	89%	83%	81%	80%	82%	71%	75%	74%	67%	75%	80%	76%	78%	84%	-9%
<b>Cats</b>	91%	84%	78%	83%	85%	72%	57%	54%	71%	69%	80%	88%	76%	72%	5.2%
<b>Total Live Release</b>	90%	83%	80%	81%	82%	71%	68%	67%	69%	72%	80%	82%	77%	80%	-3.7%

## 2022 Totals

Activity	Jan.	Feb.	Mar.	Apr.	May	Jun.	Jul.	Aug.	Sep.	Oct.	Nov.	Dec.	Total	2021	% Change
<b>Owner Surrenders</b>	31	110	75	41	31	56	36	47	54	48	49	52	661	633	4%
<b>Intakes</b>	234	320	329	313	384	396	313	508	456	434	369	382	4,438	3,761	15%
<b>Stray Dog</b>	114	109	150	108	119	129	158	202	171	153	166	192	1,792	1,435	20%
<b>Stray Cat</b>	67	47	80	129	195	175	91	177	164	146	78	62	1,411	1,065	25%
<b>Calls for Service</b>	397	409	614	615	592	628	637	649	630	642	636	681	7,130	5,328	25%
<b>Euthanasia dog</b>	19	32	27	21	24	35	36	64	55	27	50	64	419	232	45%
<b>Euthanasia Cat</b>	11	27	30	18	29	84	42	52	73	66	46	18	383	350	8%
<b>Microchips Issued</b>	128	99	150	123	140	144	193	172	128	170	135		1,438	1,636	-12%
<b>Adoptions</b>	137	99	142	122	110	142	184	187	141	186	122	177	1,607	1,523	5%
<b>Rescue/Transfer</b>	60	68	75	131	77	68	35	85	83	63	46	67	790	972	-18%
<b>Incoming Phone Calls</b>	**	**	**	**	**	**	**	**	**	2,400	2,192	2,155	6,747	---	---

Live Release Rate%	Jan.	Feb.	Mar.	Apr.	May	Jun.	Jul.	Aug.	Sep.	Oct.	Nov.	Dec.	Total	2021	% Change
<b>Dogs</b>	89.4%	83%	87%	91%	88%	85%	86%	76%	76%	89%	76%	77%	84%	86%	-2%
<b>Cats</b>	90%	73%	75%	88%	78%	54%	71%	71%	56%	65%	60%	87%	72%	72%	0%
<b>Total Live Release</b>	89.4%	80%	83%	90%	84%	72%	80%	74%	67%	78%	71%	81%	80%	85%	-5%