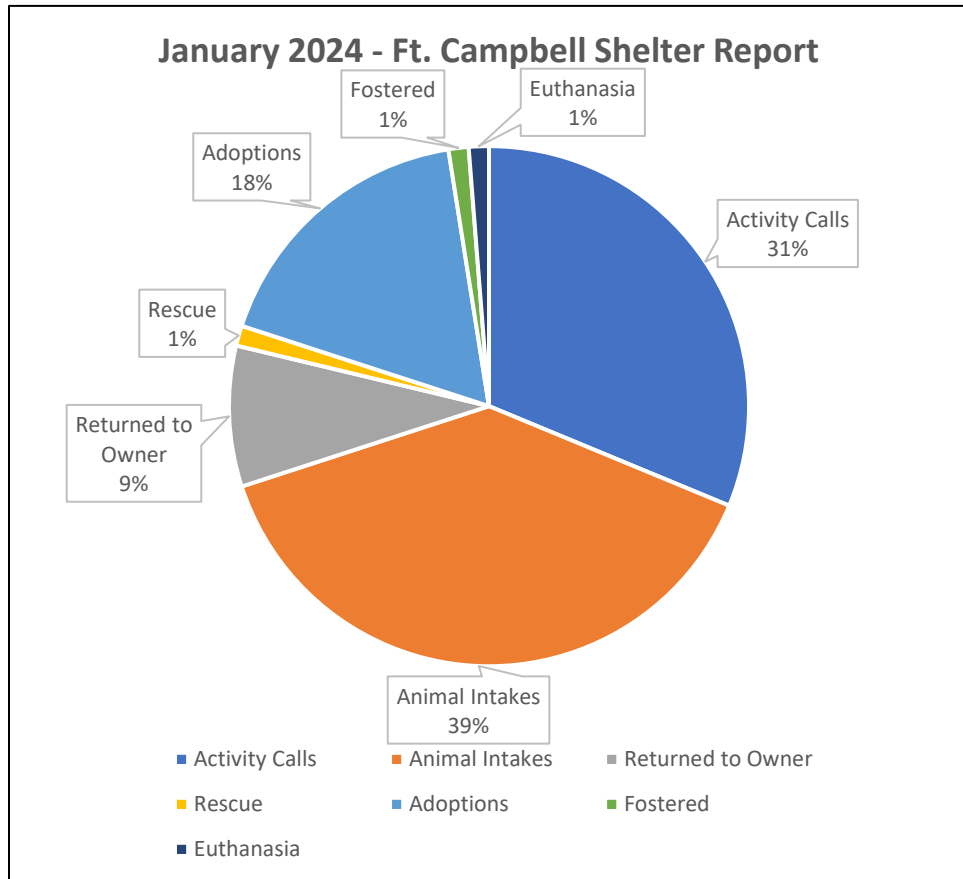




January 2024 Ft. Campbell Shelter Report

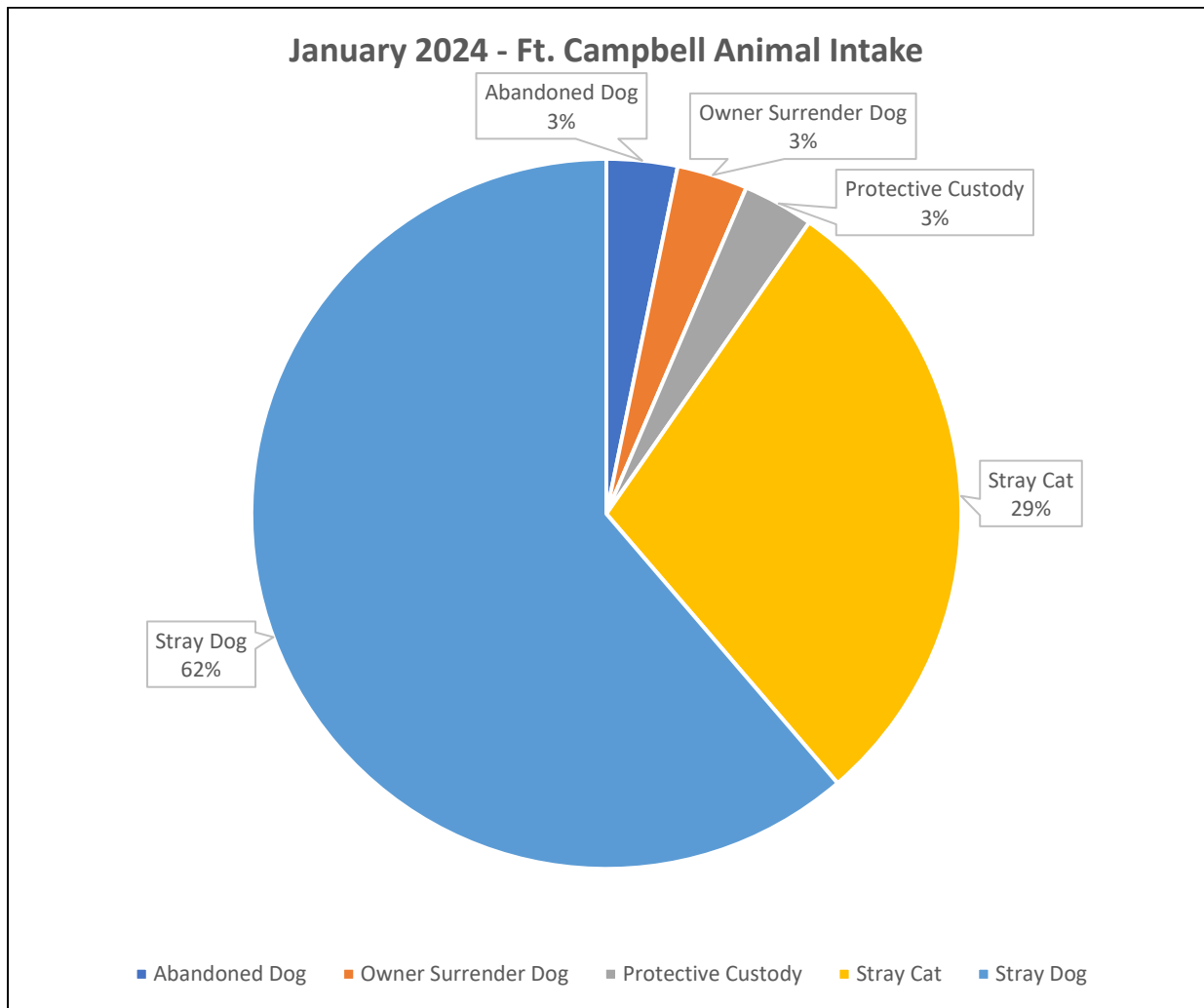
January 2024	
Activity Calls	25
Animal Intakes	31
Dogs	21
Cats	10
Other	0
Incoming Per Day	2.16
Returned to Owner	7
Dogs – In Field	0
Cats – In Field	0
Dogs – From Shelter	5
Cats – From Shelter	2
Rescue Transfers	1
Dogs Transferred	0
Cats Transferred	1
Animals Adopted	14
Dogs Altered	1
Dogs Unaltered	5
Cats Altered	5
Cats Unaltered	3
Rabbit	0
Fostered	1
Dogs Fostered	1
Cats Fostered	0
Euthanasia	1
Dogs Euthanized	0
Cats Euthanized	1
TNR/Returned to Field	0
Visitors to Shelter	101
Avg. Visitors per Day	7



January 2024 Ft. Campbell Shelter Report

Animal Intake Reasons

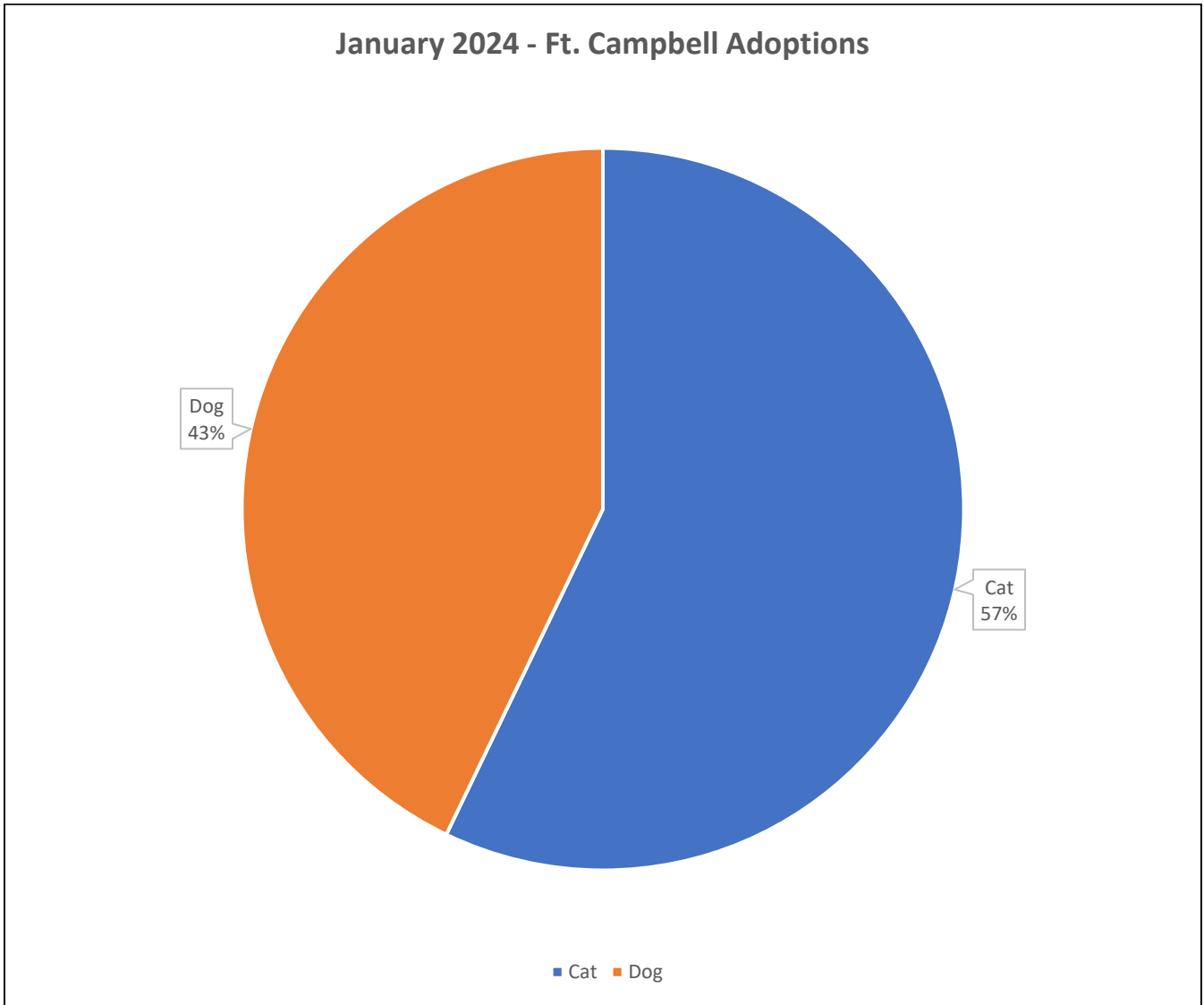
Intake Reasons	31
Stray Dog	19
Stray Cat	9
MP Hold	0
Returned Adoption	0
Abandoned	1
Protective Custody	1
Owner Surrender	1



January 2024 Ft. Campbell Shelter Report

Animal Adoptions

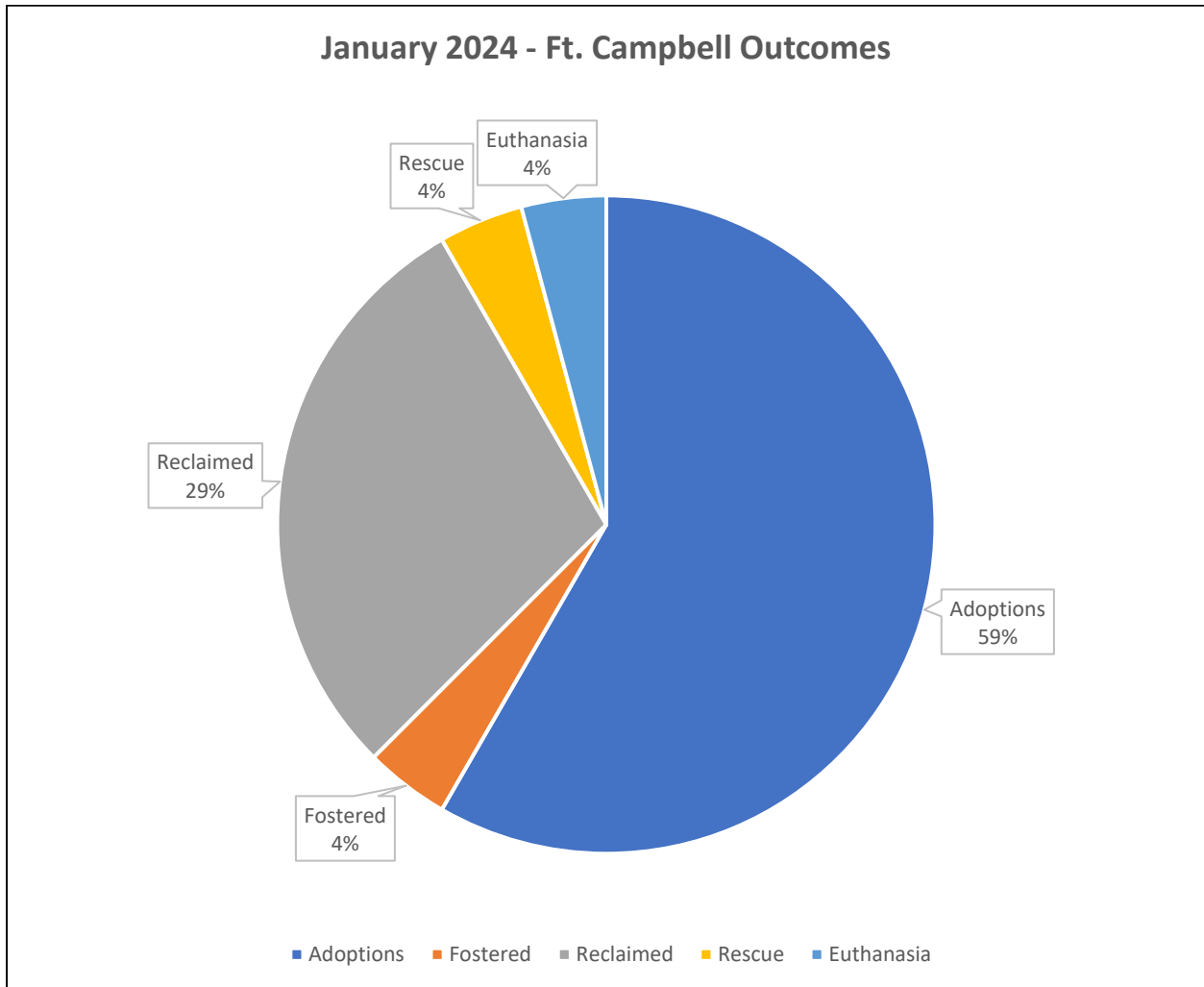
Adoptions	14
Dogs/Puppies	6
Cats/Kittens	8
Other Animals	0



January 2024 Ft. Campbell Shelter Report

Outcomes

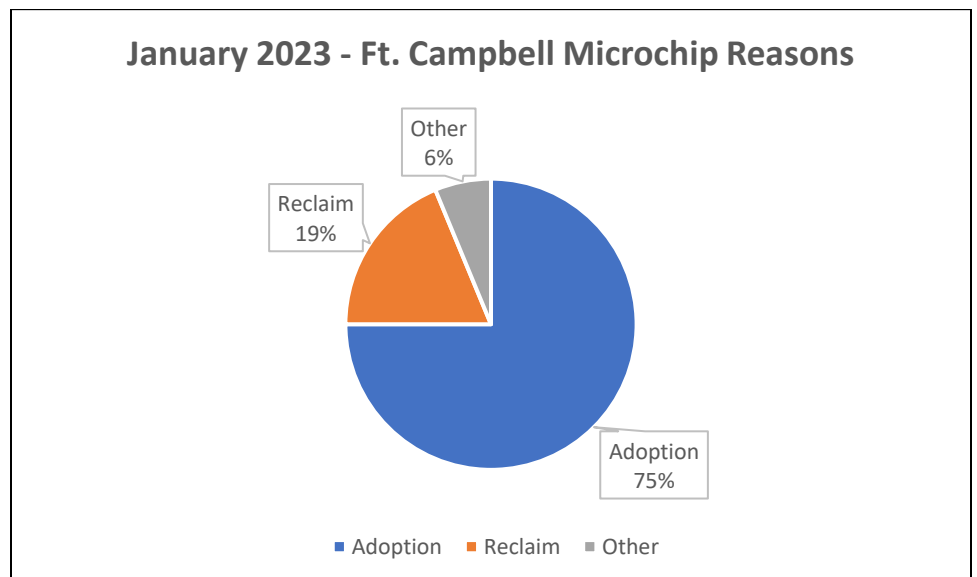
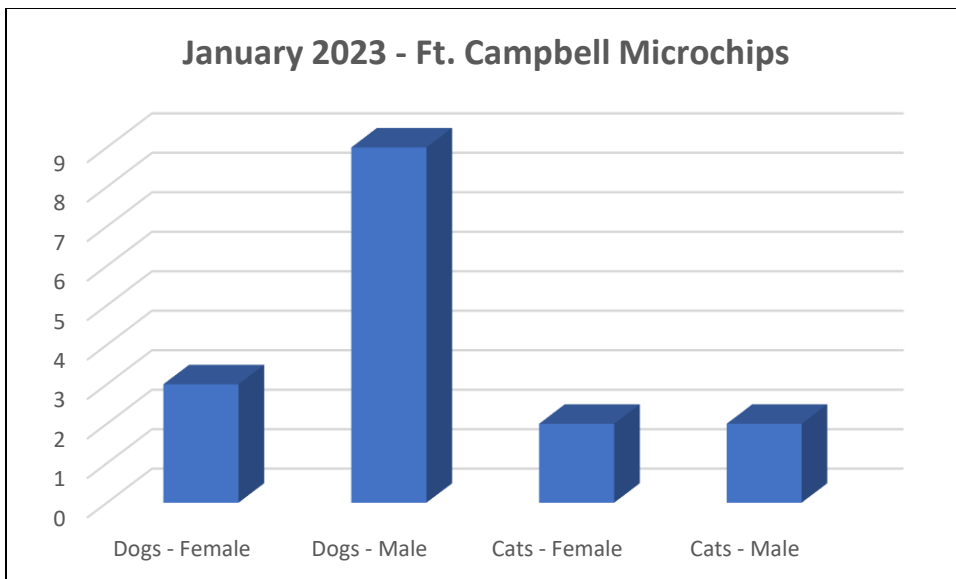
Animal Outcomes	24
Adoptions	14
Fostered	1
Reclaimed	7
Transferred to Rescue	1
Euthanasia	1
Dead on Arrival	0



January 2024 Ft. Campbell Shelter Report

Microchips Issued

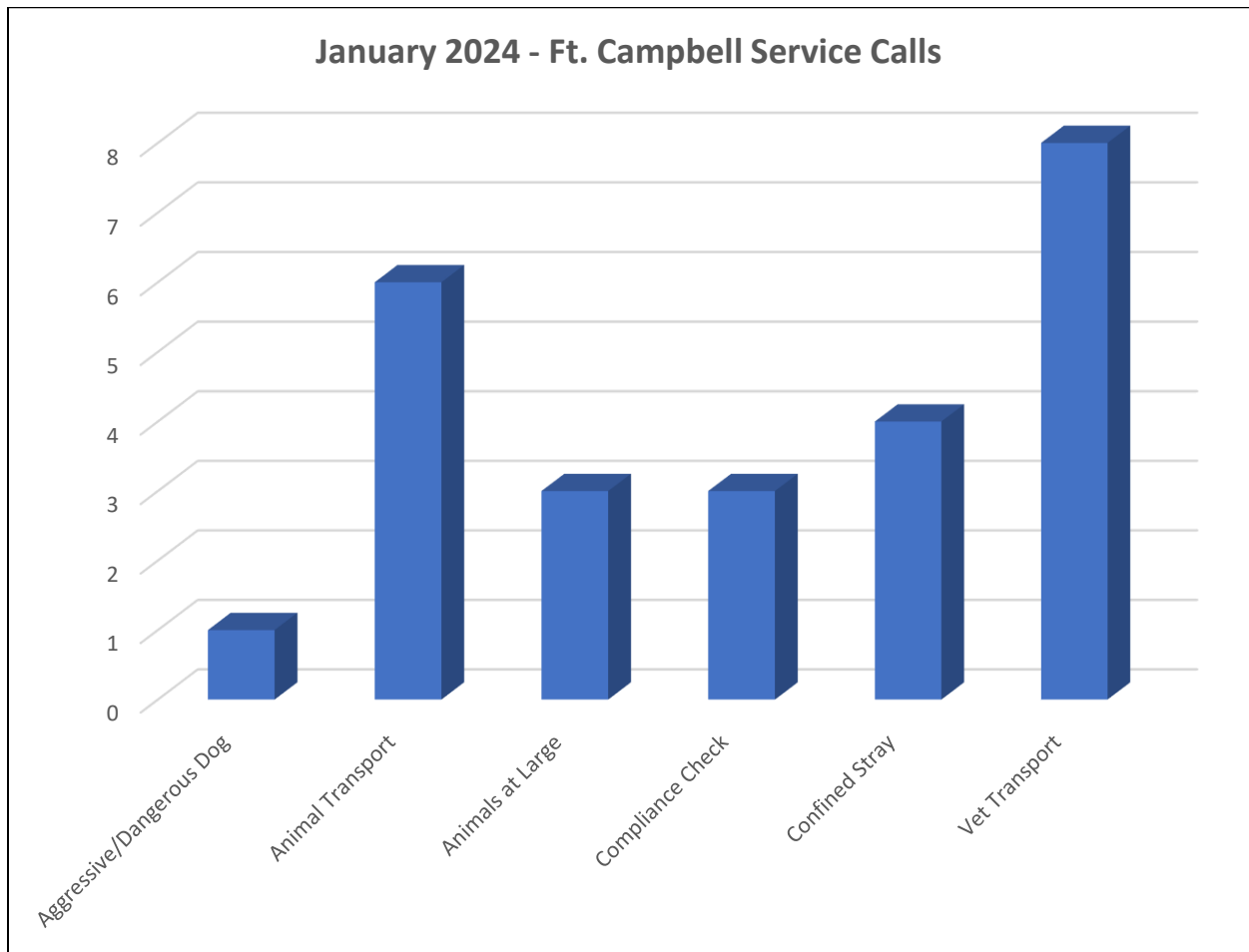
Microchips Implanted	16
Dogs – Female	3
Dogs – Male	9
Cats – Female	2
Cats – Male	2
Adoptions	12
Reclaimed	3
Other	1



January 2024 Ft. Campbell Shelter Report

Activity Calls

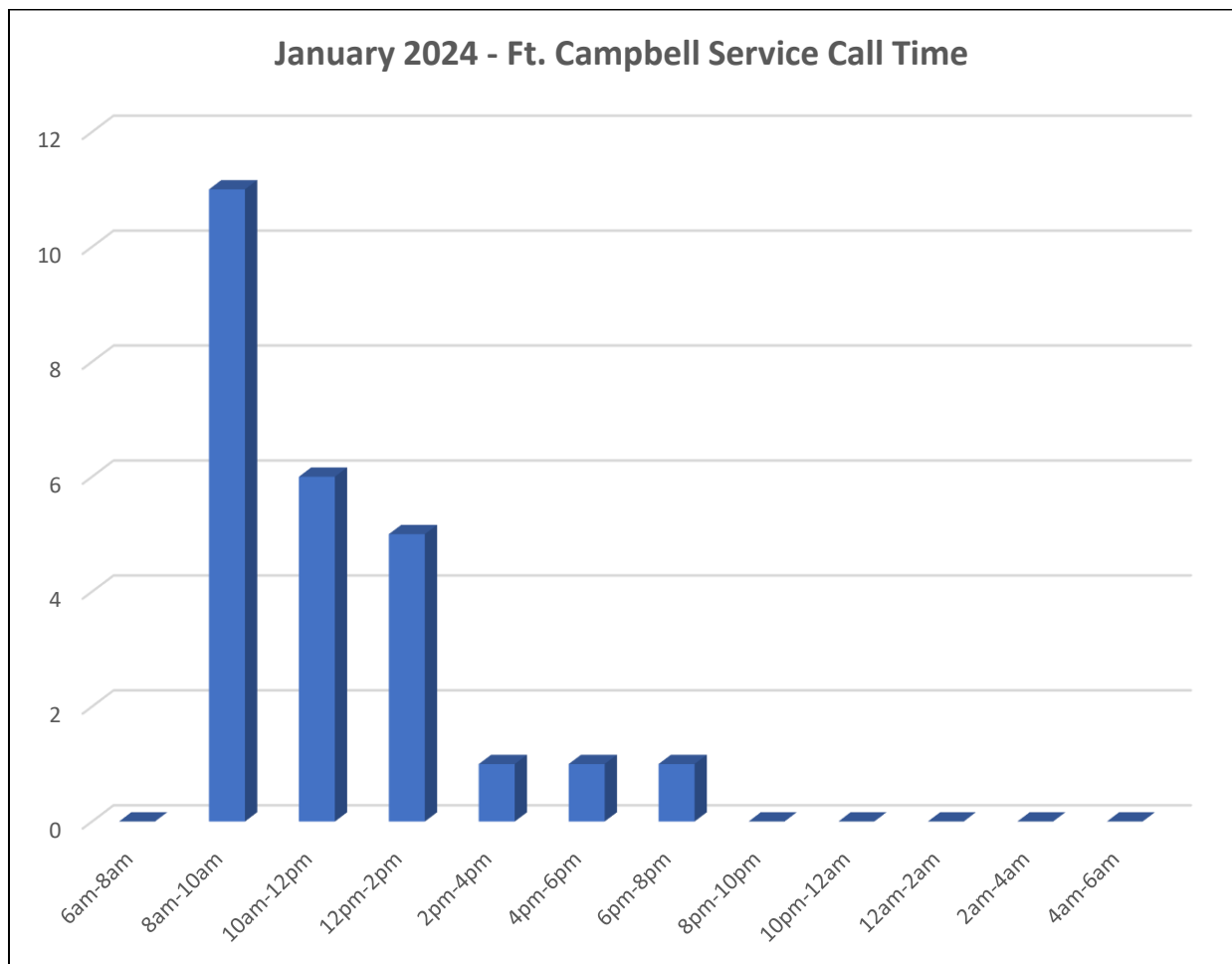
Service Calls	25
Animal Transport	6
Aggressive/Dangerous Dog	1
Animals at Large	3
Bite Investigation	0
Community Assist	0
Compliance Check	3
Confined Stray	4
Dog in School	0
Owner Notification	0
Police Assist	0
Vet Transport	8
Sick/Injured Animal	0
Welfare/Neglect	0



January 2024 Ft. Campbell Shelter Report

Activity by Time of Day

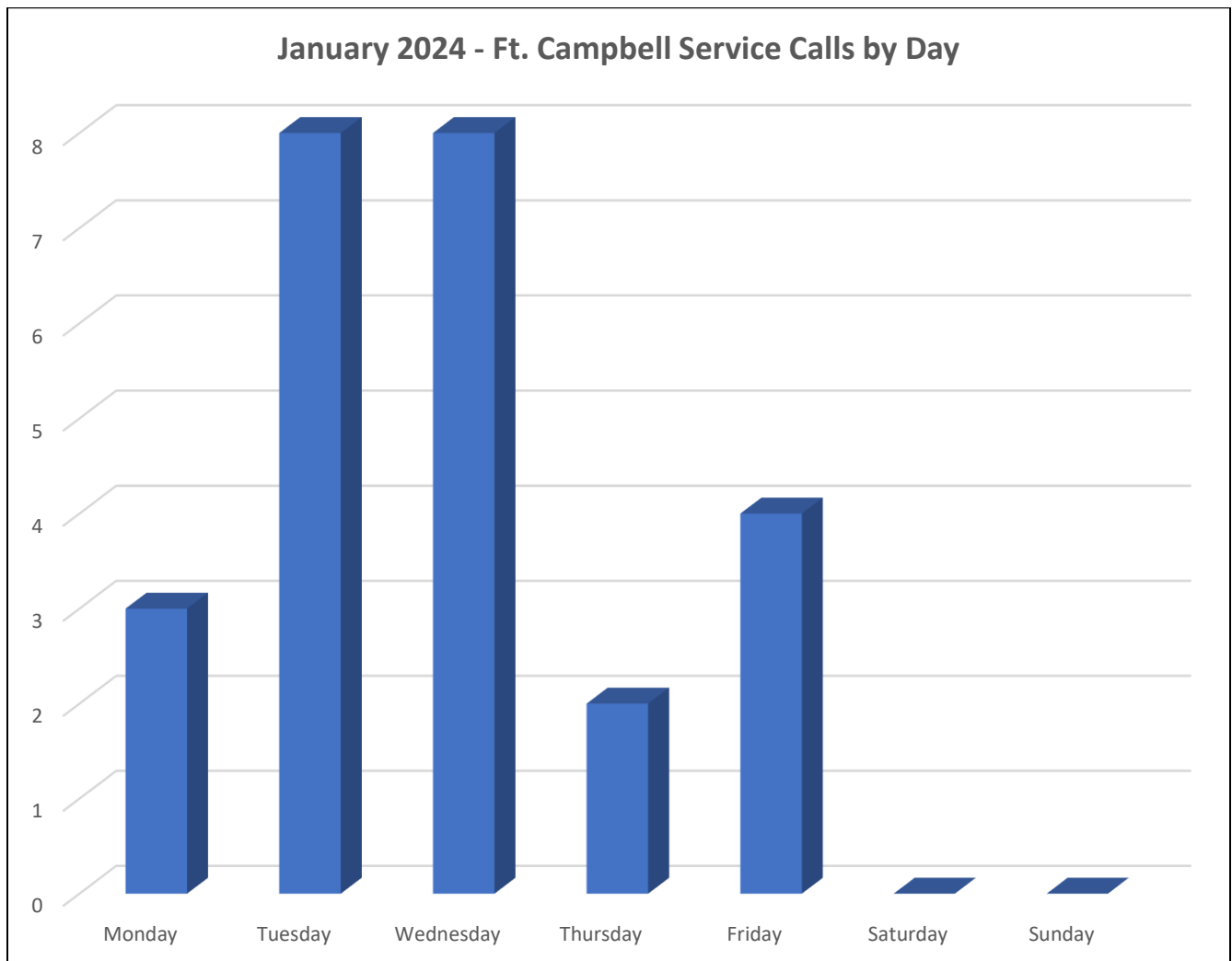
Service Calls by Time of Day	25
6am to 8am	0
8am to 10am	11
10am to 12pm	6
12pm to 2pm	5
2pm to 4pm	1
4pm to 6pm	1
6pm to 8pm	1
8pm to 10pm	0
10pm to 12am	0
12am to 2am	0
2am to 4am	0
4am to 6am	0



January 2024 Ft. Campbell Shelter Report

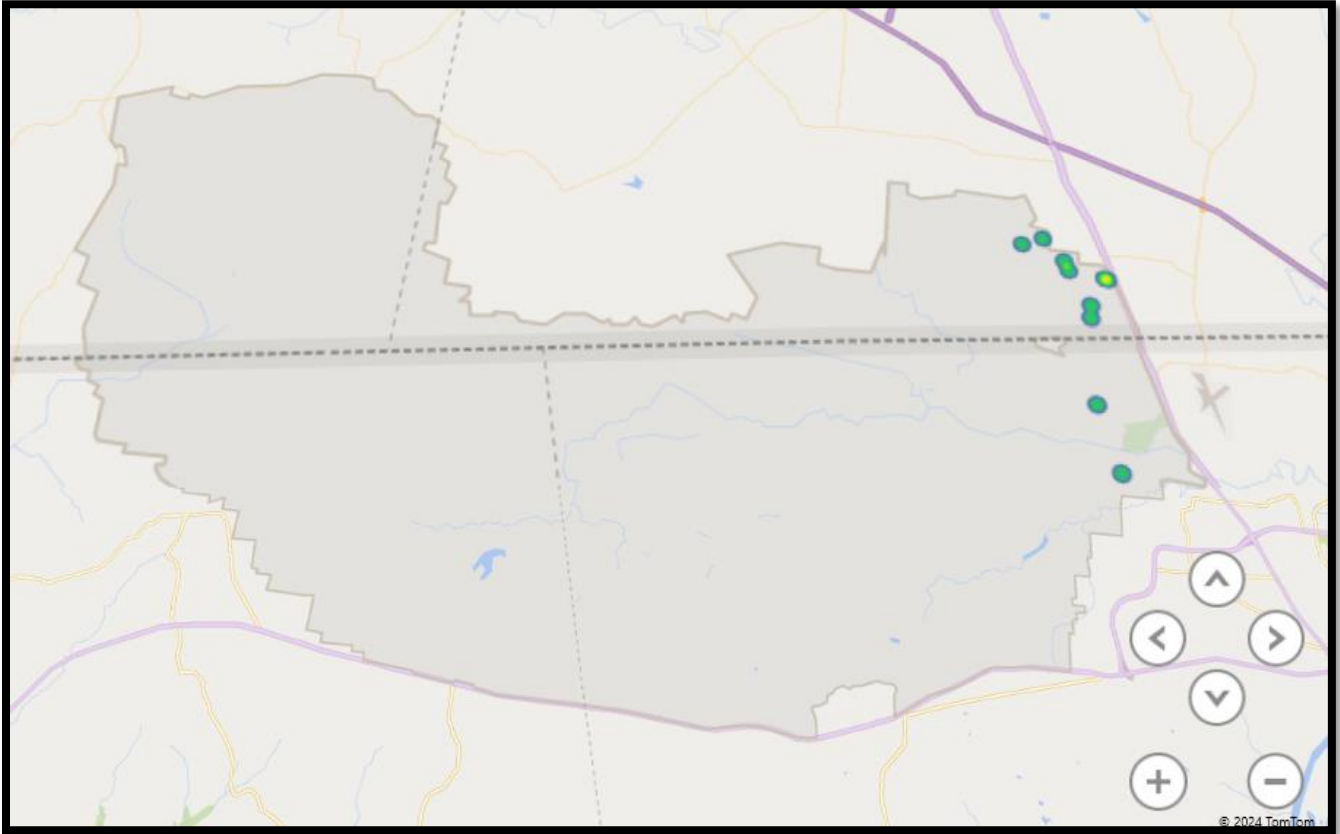
Activity by Day of Week

Service Calls by Day	25
Monday	3
Tuesday	8
Wednesday	8
Thursday	2
Friday	4
Saturday	0
Sunday	0



January 2024 Ft. Campbell Shelter Report

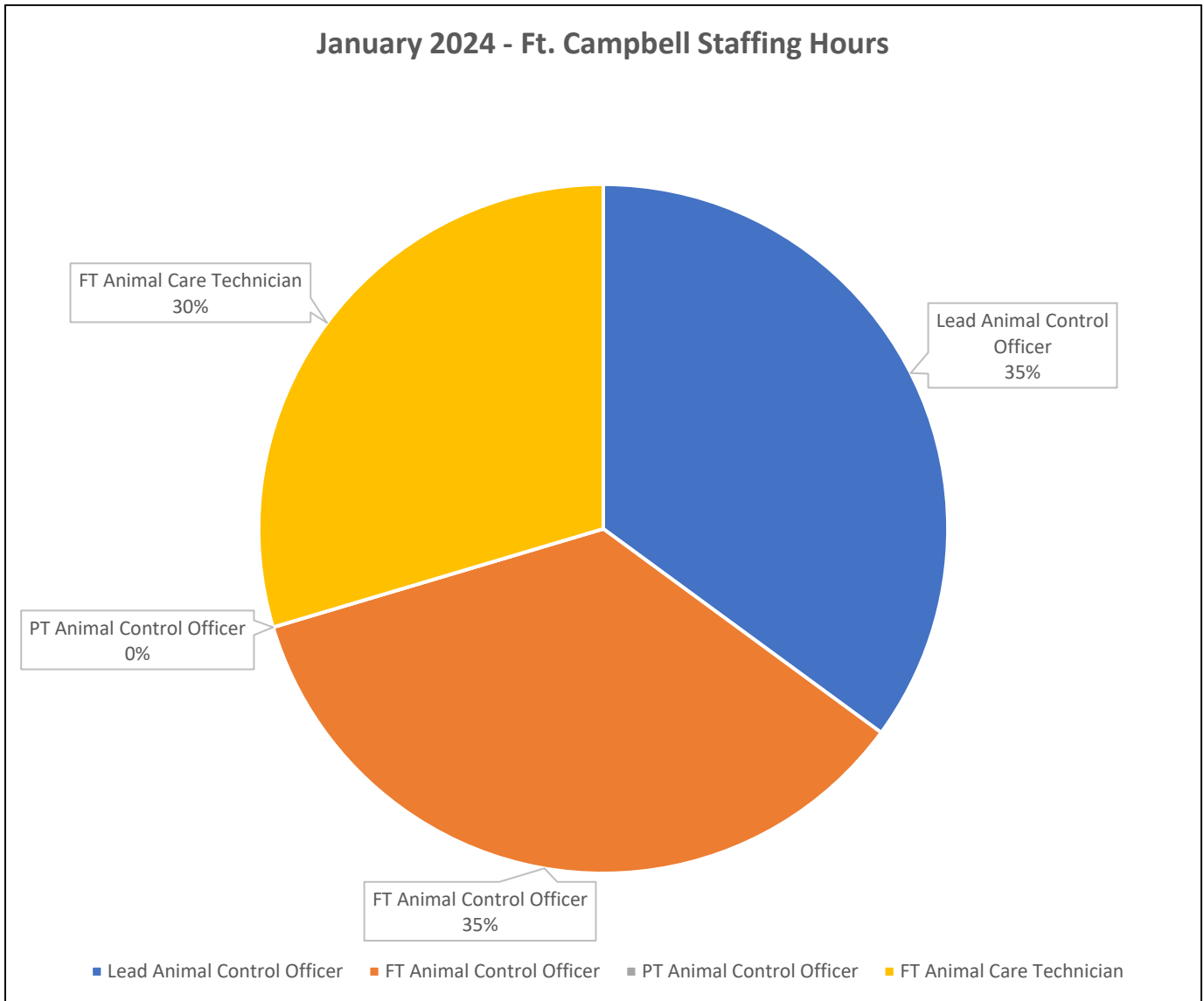
Activity Heat Map



January 2024 Ft. Campbell Shelter Report

Personnel Staffing Hours

Personnel Hours	608.75
FT Lead Animal Control Officer	213.5
FT Animal Control Officer	215
PT Animal Control Officer	0
FT Animal Care Tech	180.25



2024 Totals

Activity	Jan.	Feb.	Mar.	Apr.	May	Jun.	Jul.	Aug.	Sep.	Oct.	Nov.	Dec.	Total	2022	% Change
Owner Surrenders	1														
Intakes	31														
Stray Dog	19														
Stray Cat	9														
Calls for Service	25														
Euthanasia dog	0														
Euthanasia Cat	1														
Microchips Issued	16														
Adoptions	14														
Rescue/Transfer	1														
Incoming Phone Calls	--														

Live Release Rate%	Jan.	Feb.	Mar.	Apr.	May	Jun.	Jul.	Aug.	Sep.	Oct.	Nov.	Dec.	Total	2022	% Change
Dogs	100%														
Cats	92%														
Total Live Release	95%														

2023 Totals

Activity	Jan.	Feb.	Mar.	Apr.	May	Jun.	Jul.	Aug.	Sep.	Oct.	Nov.	Dec.	Total	2022	% Change
Owner Surrenders	0	0	0	0	0	0	0	0	0	0	0	0	0	0	0
Intakes	43	27	26	34	48	36	42	47	57	29	39	31	405	375	7.4%
Stray Dog	13	11	16	14	31	16	22	19	23	10	12	12	168	142	15.4%
Stray Cat	12	6	6	12	13	14	9	16	27	18	22	14	156	107	31.4%
Calls for Service	29	41	48	51	69	51	45	37	40	37	36	38	453	307	32%
Euthanasia dog	2	1	1	1	1	1	1	1	1	1	1	0	11	8	27%
Euthanasia Cat	1	0	1	2	0	1	0	2	4	4	4	0	19	4	78%
Microchips Issued	9	12	17	6	26	15	17	16	19	14	14	14	153	152	.6%
Adoptions	8	9	8	9	18	11	16	15	15	27	13	15	146	101	31%
Rescue/Transfer	2	4	4	2	3	2	0	3	0	6	10	0	33	--	--
Incoming Phone Calls	n/a	n/a	n/a	n/a	n/a	n/a	n/a	n/a	n/a	n/a	n/a	n/a	n/a	--	--

Live Release Rate%	Jan.	Feb.	Mar.	Apr.	May	Jun.	Jul.	Aug.	Sep.	Oct.	Nov.	Dec.	Total	2022	% Change
Dogs	89%	96%	93%	95%	95%	95%	96%	96%	93%	94%	96%	100%	95%	95%	0%
Cats	92%	100%	91%	60%	100%	88%	100%	80%	80%	83%	75%	100%	87.4%	94%	-7.5%
Total Live Release	90%	98%	92%	90%	96%	93%	97%	91%	86%	87.5%	88%	100%	92.4%	94%	-1.7%