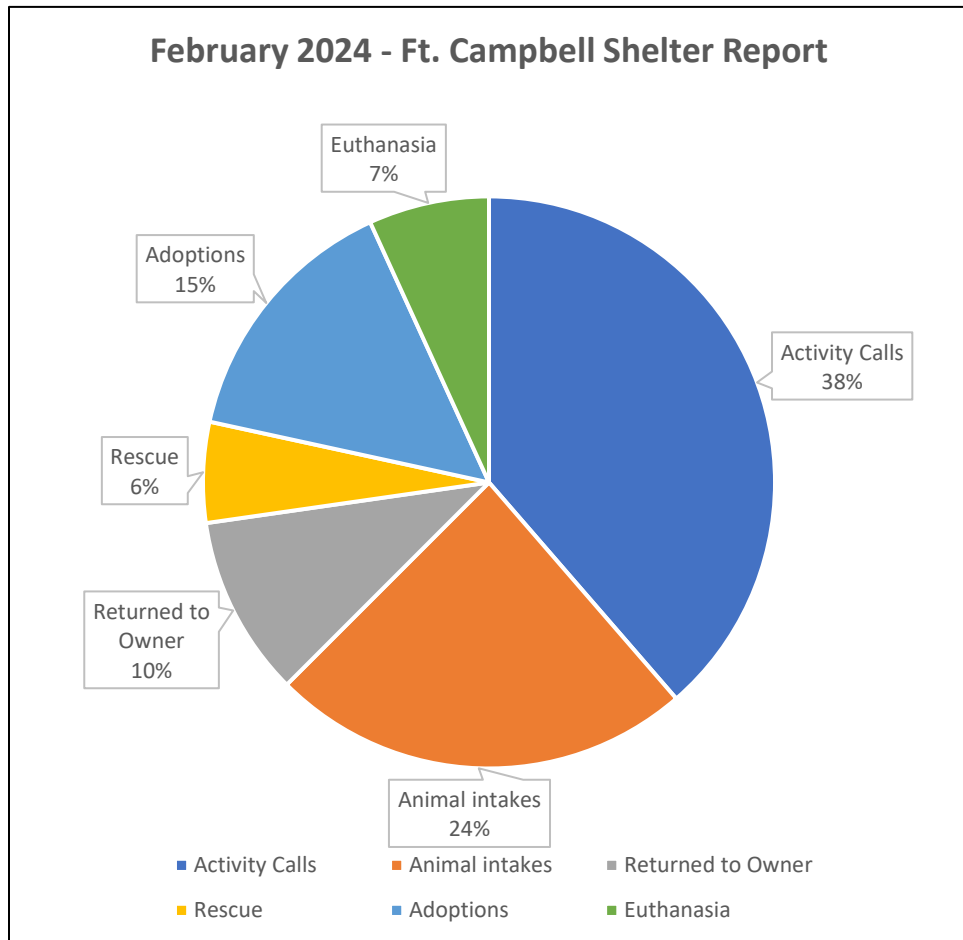




February 2024 Ft. Campbell Shelter Report

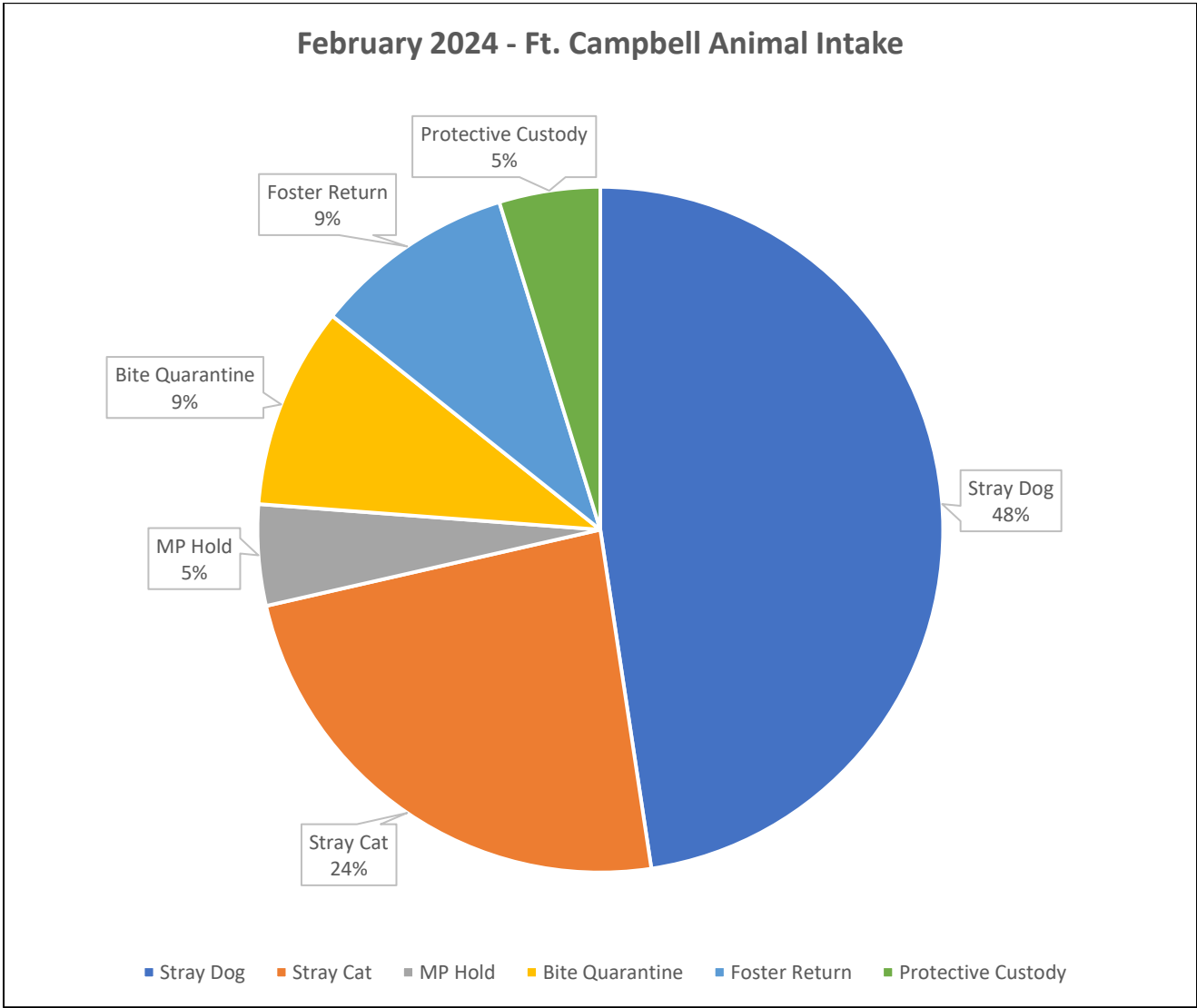
February 2024	
Activity Calls	35
Animal Intakes	21
Dogs	15
Cats	6
Other	0
Incoming Per Day	1
Returned to Owner	9
Dogs – In Field	2
Cats – In Field	0
Dogs – From Shelter	6
Cats – From Shelter	1
Rescue Transfers	5
Dogs Transferred	4
Cats Transferred	1
Animals Adopted	13
Dogs Altered	4
Dogs Unaltered	5
Cats Altered	3
Cats Unaltered	1
Rabbit	0
Fostered	0
Dogs Fostered	0
Cats Fostered	0
Euthanasia	6
Dogs Euthanized	4
Cats Euthanized	2
TNR/Returned to Field	0
Visitors to Shelter	105
Avg. Visitors per Day	8



February 2024 Ft. Campbell Shelter Report

Animal Intake Reasons

Intake Reasons	21
Stray Dog	10
Stray Cat	5
MP Hold	1
Returned Adoption	0
Abandoned	0
Protective Custody	1
Owner Surrender	0
MP Hold	1
Bite Quarantine	2
Foster Return	2

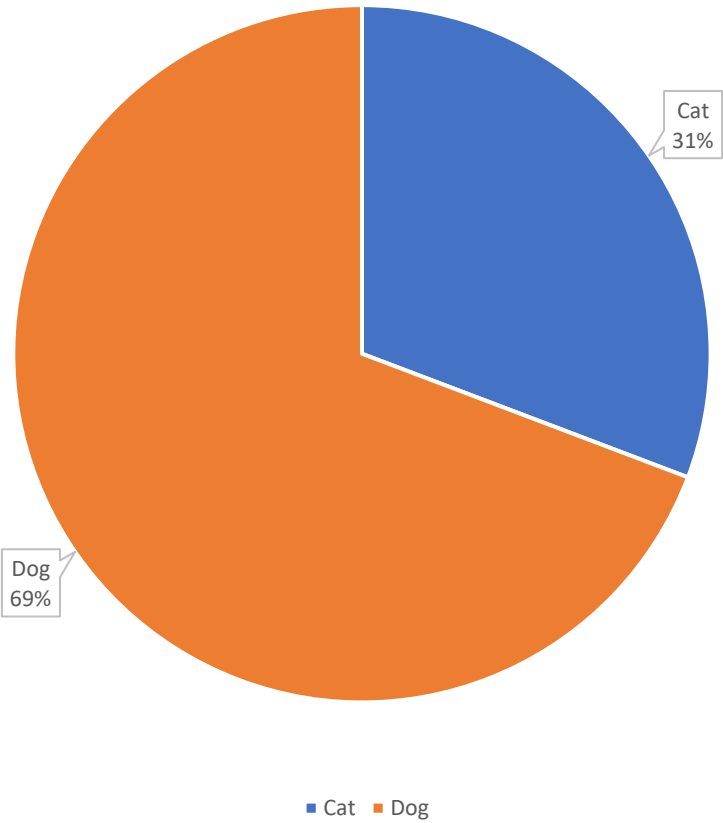


February 2024 Ft. Campbell Shelter Report

Animal Adoptions

Adoptions	13
Dogs/Puppies	9
Cats/Kittens	4
Other Animals	0

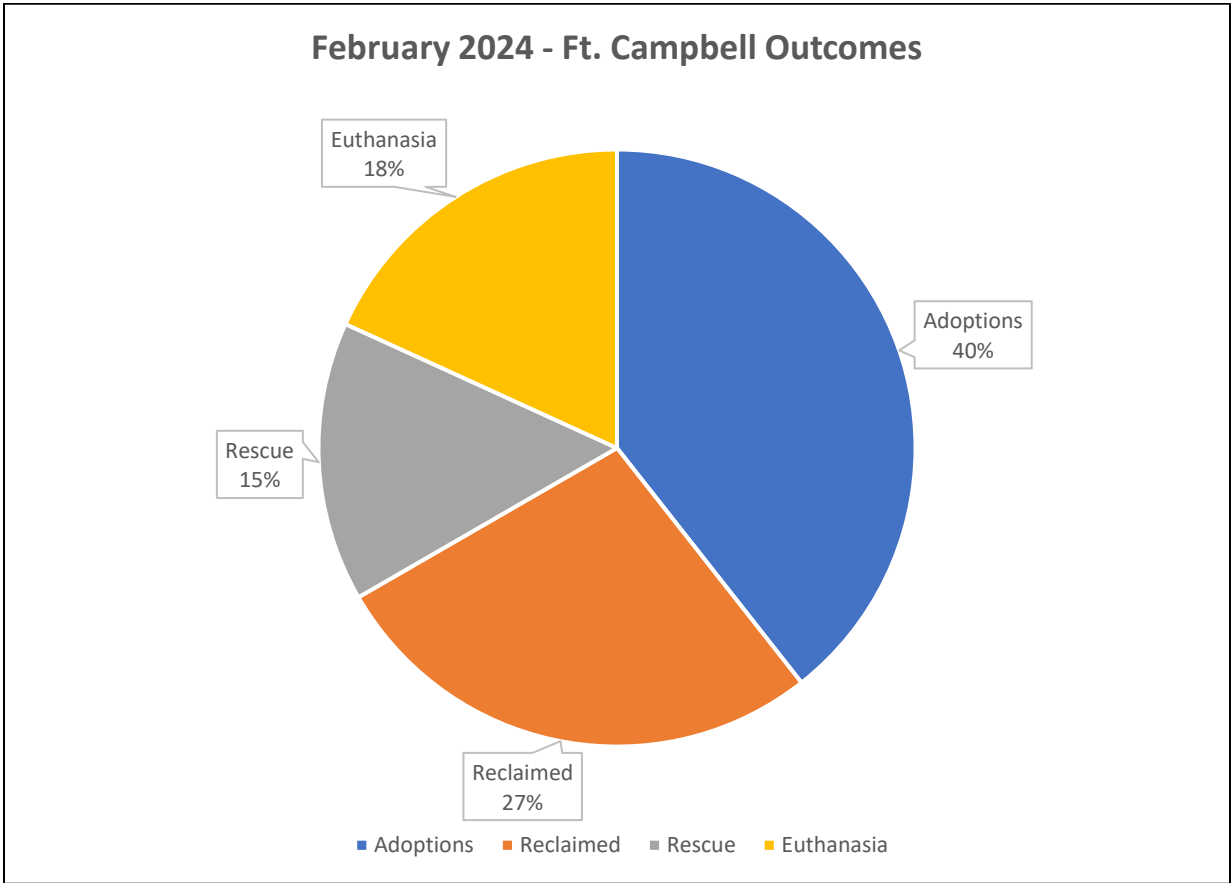
February 2024 - Ft. Campbell Adoptions



February 2024 Ft. Campbell Shelter Report

Outcomes

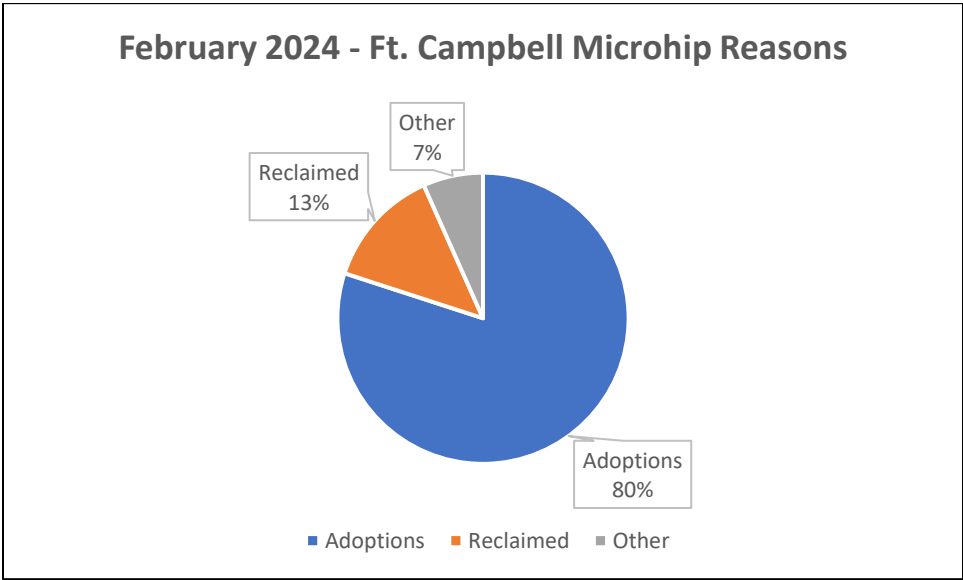
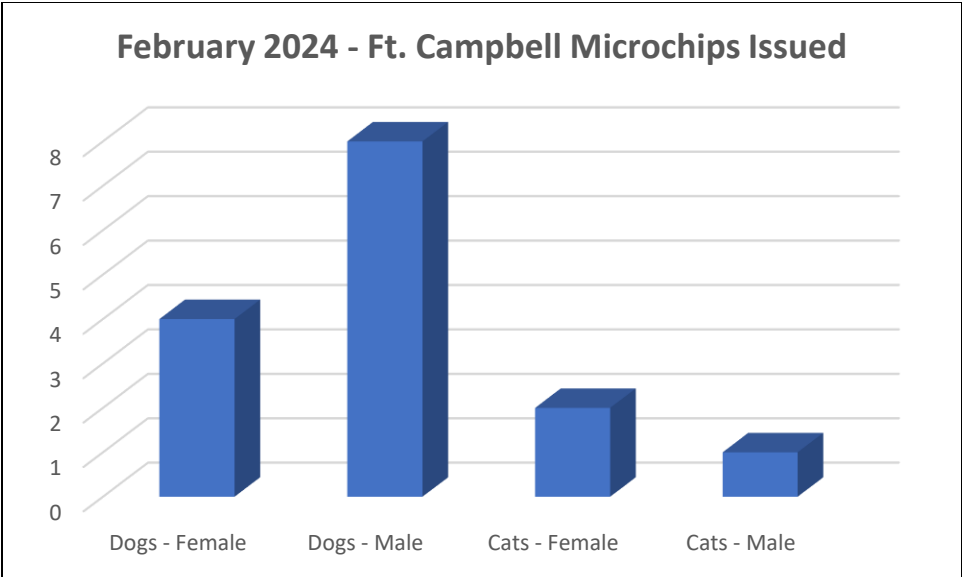
Animal Outcomes	33
Adoptions	13
Fostered	0
Reclaimed	9
Transferred to Rescue	5
Euthanasia	6
Dead on Arrival	0



February 2024 Ft. Campbell Shelter Report

Microchips Issued

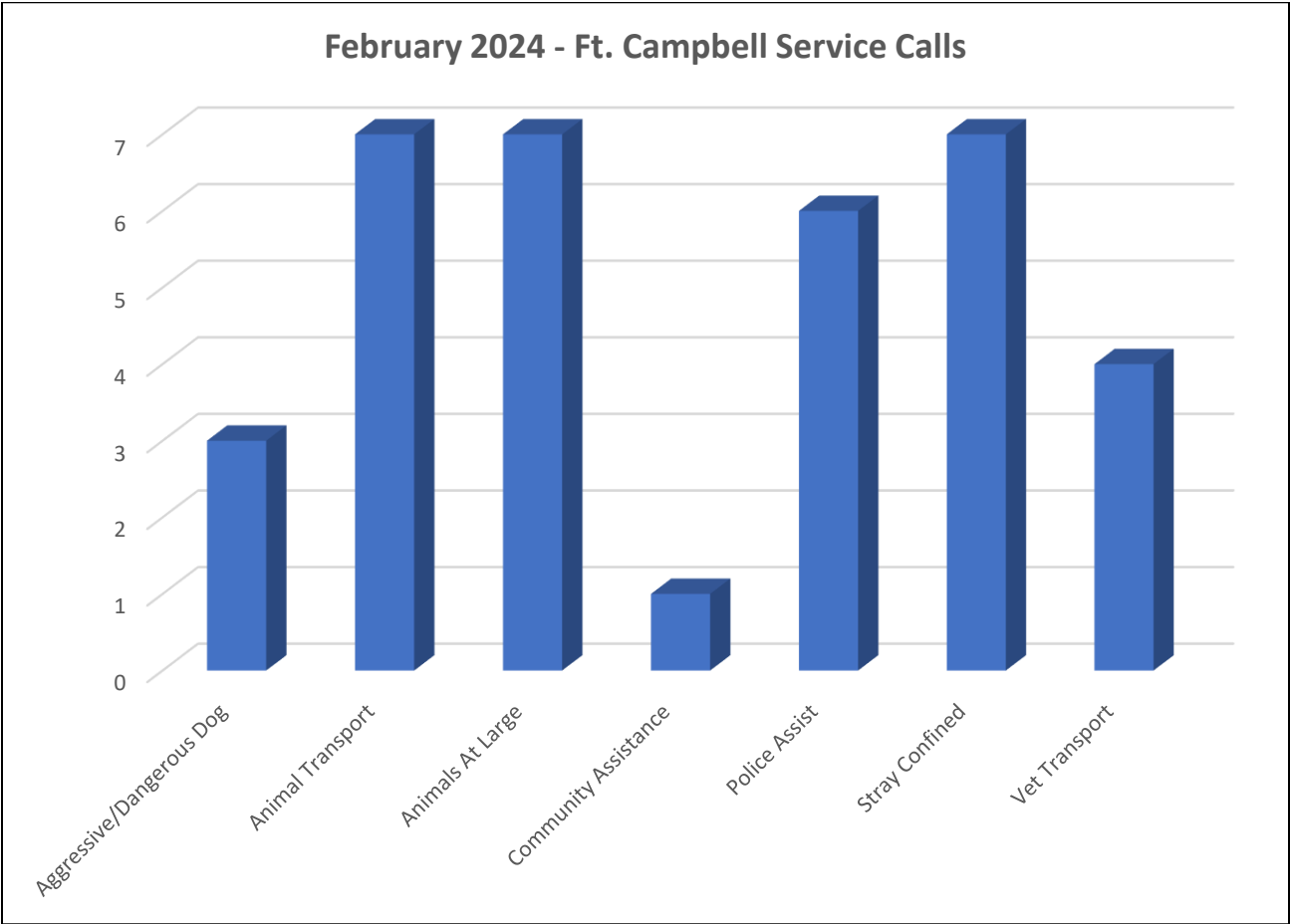
Microchips Implanted	15
Dogs – Female	4
Dogs – Male	8
Cats – Female	2
Cats – Male	1
Adoptions	12
Reclaimed	2
Other	1



February 2024 Ft. Campbell Shelter Report

Activity Calls

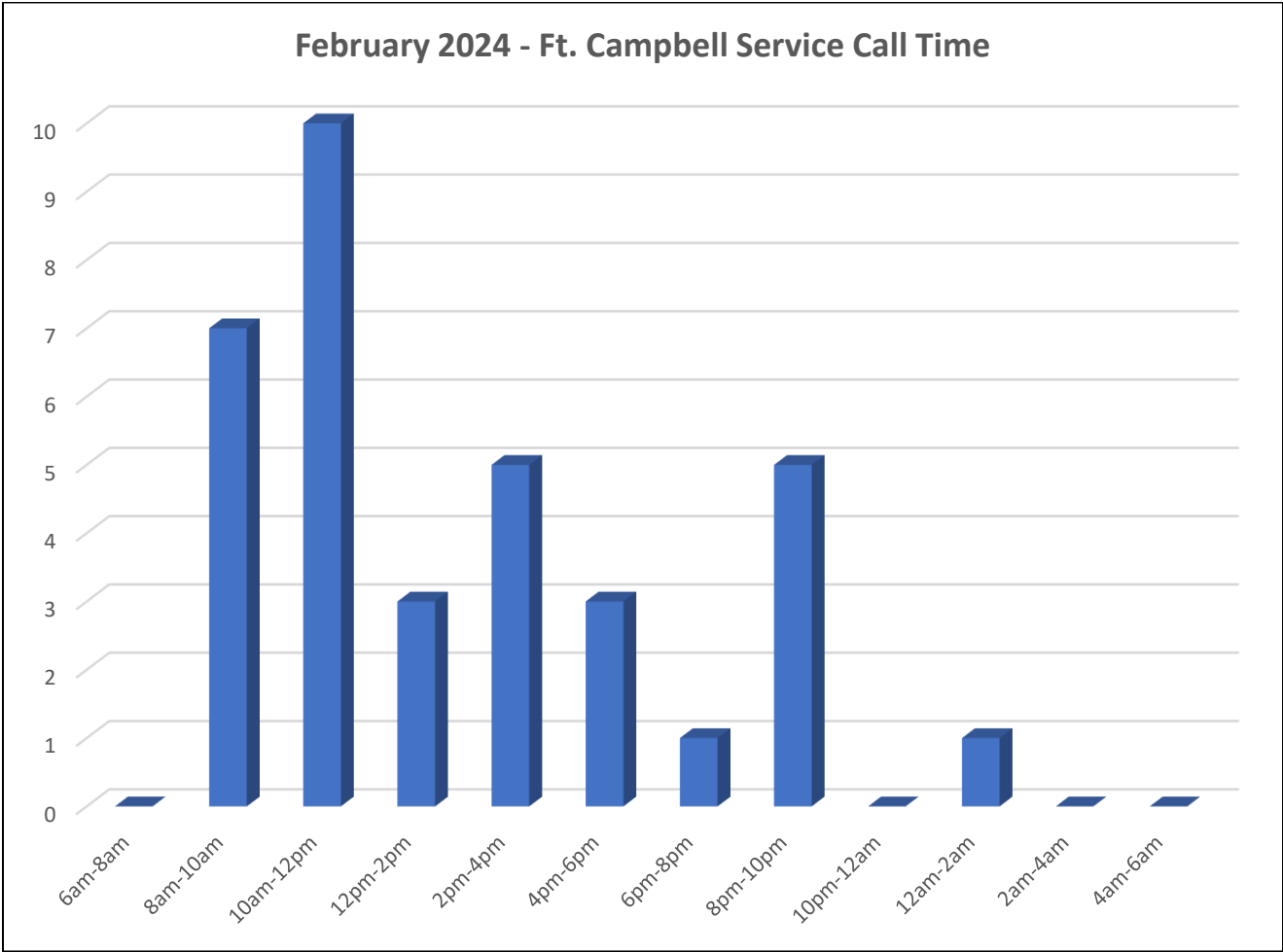
Service Calls	35
Animal Transport	7
Aggressive/Dangerous Dog	3
Animals at Large	7
Bite Investigation	0
Community Assist	1
Compliance Check	0
Confined Stray	7
Dog in School	0
Owner Notification	0
Police Assist	6
Vet Transport	4
Sick/Injured Animal	0
Welfare/Neglect	0



February 2024 Ft. Campbell Shelter Report

Activity by Time of Day

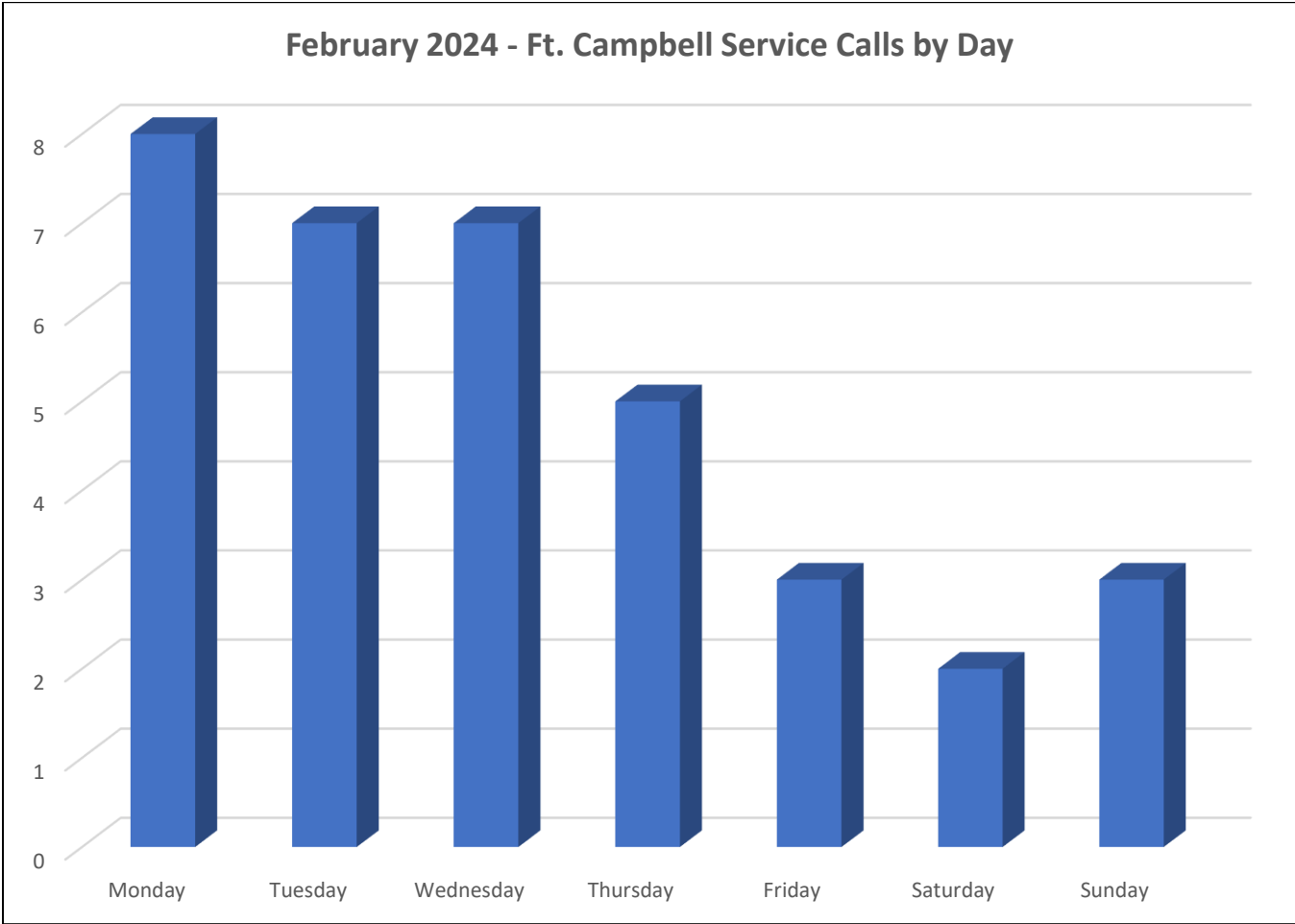
Service Calls by Time of Day	35
6am to 8am	0
8am to 10am	7
10am to 12pm	10
12pm to 2pm	3
2pm to 4pm	5
4pm to 6pm	3
6pm to 8pm	1
8pm to 10pm	5
10pm to 12am	0
12am to 2am	1
2am to 4am	0
4am to 6am	0



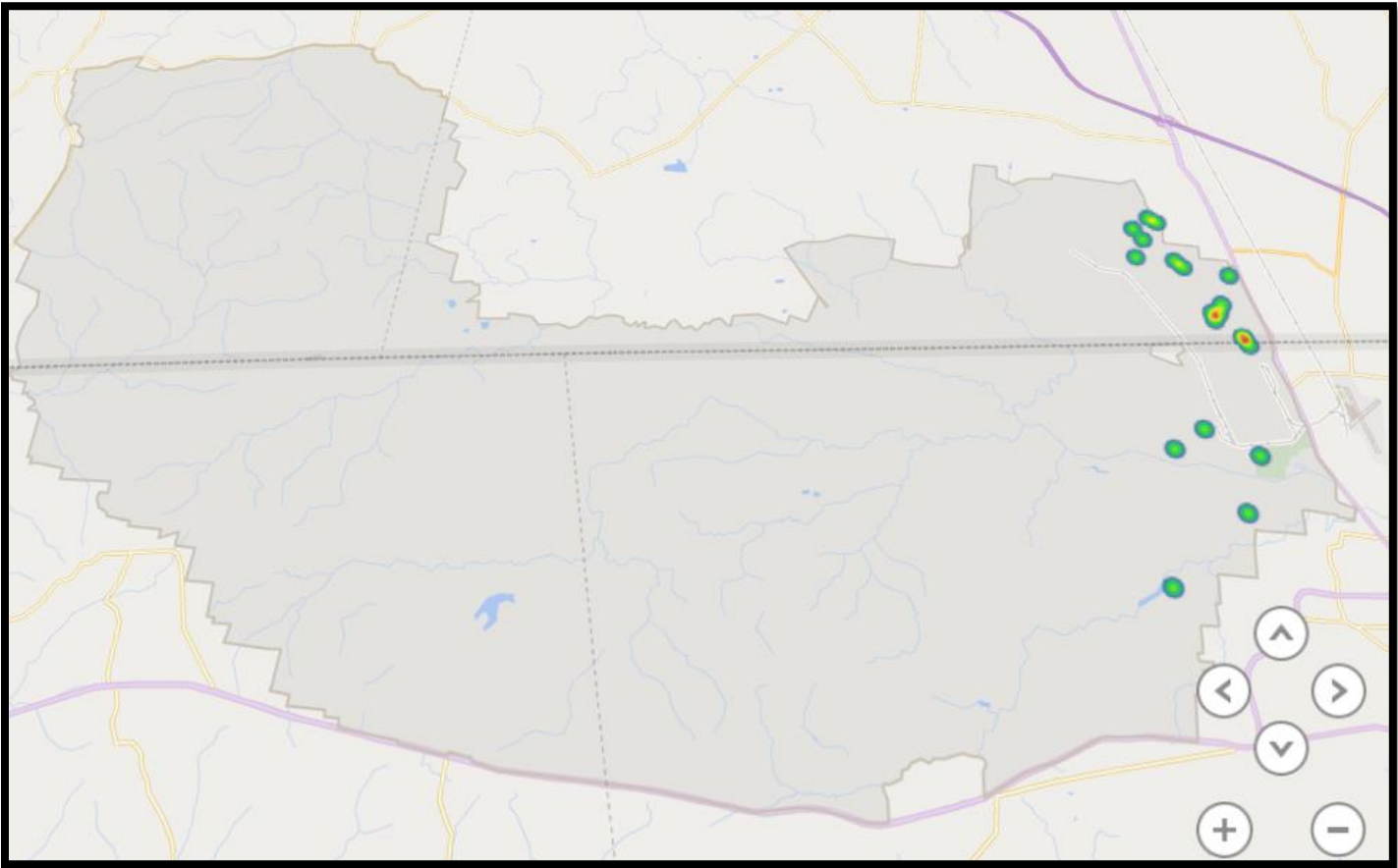
February 2024 Ft. Campbell Shelter Report

Activity by Day of Week

Service Calls by Day	35
Monday	8
Tuesday	7
Wednesday	7
Thursday	5
Friday	3
Saturday	2
Sunday	3



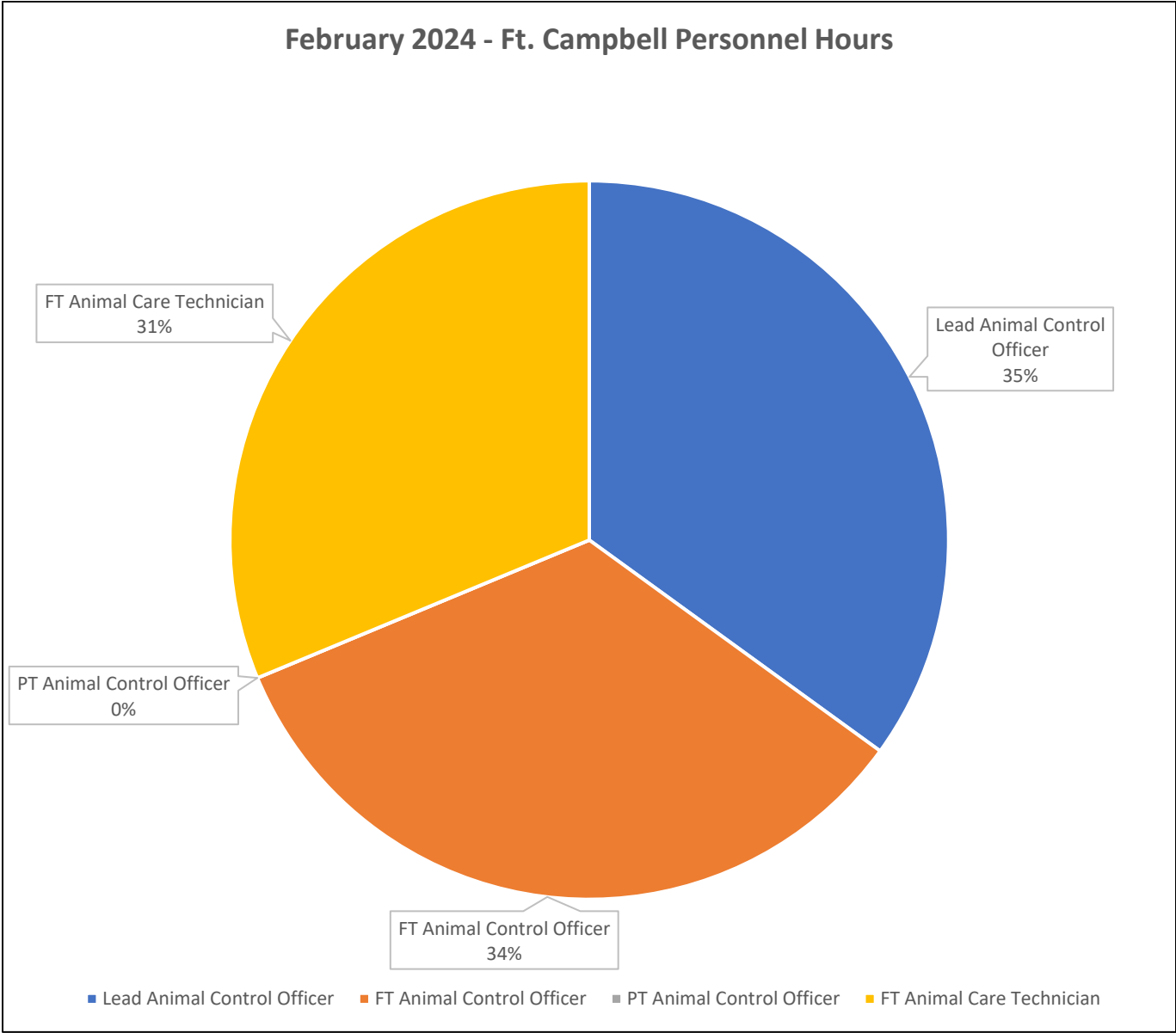
February 2024 Ft. Campbell Shelter Report
Activity Heat Map



February 2024 Ft. Campbell Shelter Report

Personnel Staffing Hours

Personnel Hours	554.5
FT Lead Animal Control Officer	197.5
FT Animal Control Officer	190.5
PT Animal Control Officer	0
FT Animal Care Tech	176.5



2024 Totals

Activity	Jan.	Feb.	Mar.	Apr.	May	Jun.	Jul.	Aug.	Sep.	Oct.	Nov.	Dec.	Total	2022	% Change
Owner Surrenders	1	0											1		
Intakes	31	21											52		
Stray Dog	19	10											29		
Stray Cat	9	5											14		
Calls for Service	25	35											60		
Euthanasia dog	0	4											4		
Euthanasia Cat	1	2											3		
Microchips Issued	16	15											31		
Adoptions	14	13											27		
Rescue/Transfer	1	5											6		
Incoming Phone Calls	--	--											--		

Live Release Rate%	Jan.	Feb.	Mar.	Apr.	May	Jun.	Jul.	Aug.	Sep.	Oct.	Nov.	Dec.	Total	2022	% Change
Dogs	100%	83%													
Cats	92%	75%													
Total Live Release	95%	81%													

2023 Totals

Activity	Jan.	Feb.	Mar.	Apr.	May	Jun.	Jul.	Aug.	Sep.	Oct.	Nov.	Dec.	Total	2022	% Change
Owner Surrenders	0	0	0	0	0	0	0	0	0	0	0	0	0	0	0
Intakes	43	27	26	34	48	36	42	47	57	29	39	31	405	375	7.4%
Stray Dog	13	11	16	14	31	16	22	19	23	10	12	12	168	142	15.4%
Stray Cat	12	6	6	12	13	14	9	16	27	18	22	14	156	107	31.4%
Calls for Service	29	41	48	51	69	51	45	37	40	37	36	38	453	307	32%
Euthanasia dog	2	1	1	1	1	1	1	1	1	1	1	0	11	8	27%
Euthanasia Cat	1	0	1	2	0	1	0	2	4	4	4	0	19	4	78%
Microchips Issued	9	12	17	6	26	15	17	16	19	14	14	14	153	152	.6%
Adoptions	8	9	8	9	18	11	16	15	15	27	13	15	146	101	31%
Rescue/Transfer	2	4	4	2	3	2	0	3	0	6	10	0	33	--	--
Incoming Phone Calls	n/a	n/a	n/a	n/a	n/a	n/a	n/a	n/a	n/a	n/a	n/a	n/a	n/a	--	--

Live Release Rate%	Jan.	Feb.	Mar.	Apr.	May	Jun.	Jul.	Aug.	Sep.	Oct.	Nov.	Dec.	Total	2022	% Change
Dogs	89%	96%	93%	95%	95%	95%	96%	96%	93%	94%	96%	100%	95%	95%	0%
Cats	92%	100%	91%	60%	100%	88%	100%	80%	80%	83%	75%	100%	87.4%	94%	-7.5%
Total Live Release	90%	98%	92%	90%	96%	93%	97%	91%	86%	87.5%	88%	100%	92.4%	94%	-1.7%