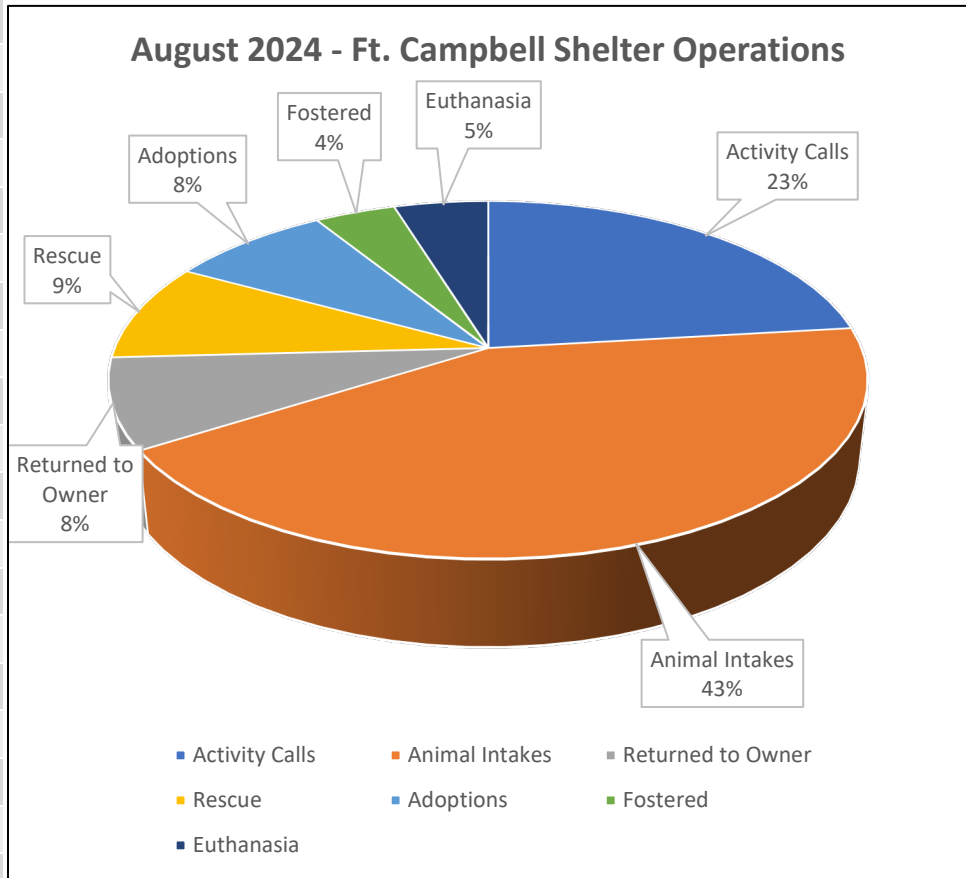




## August 2024 Ft. Campbell Shelter Report

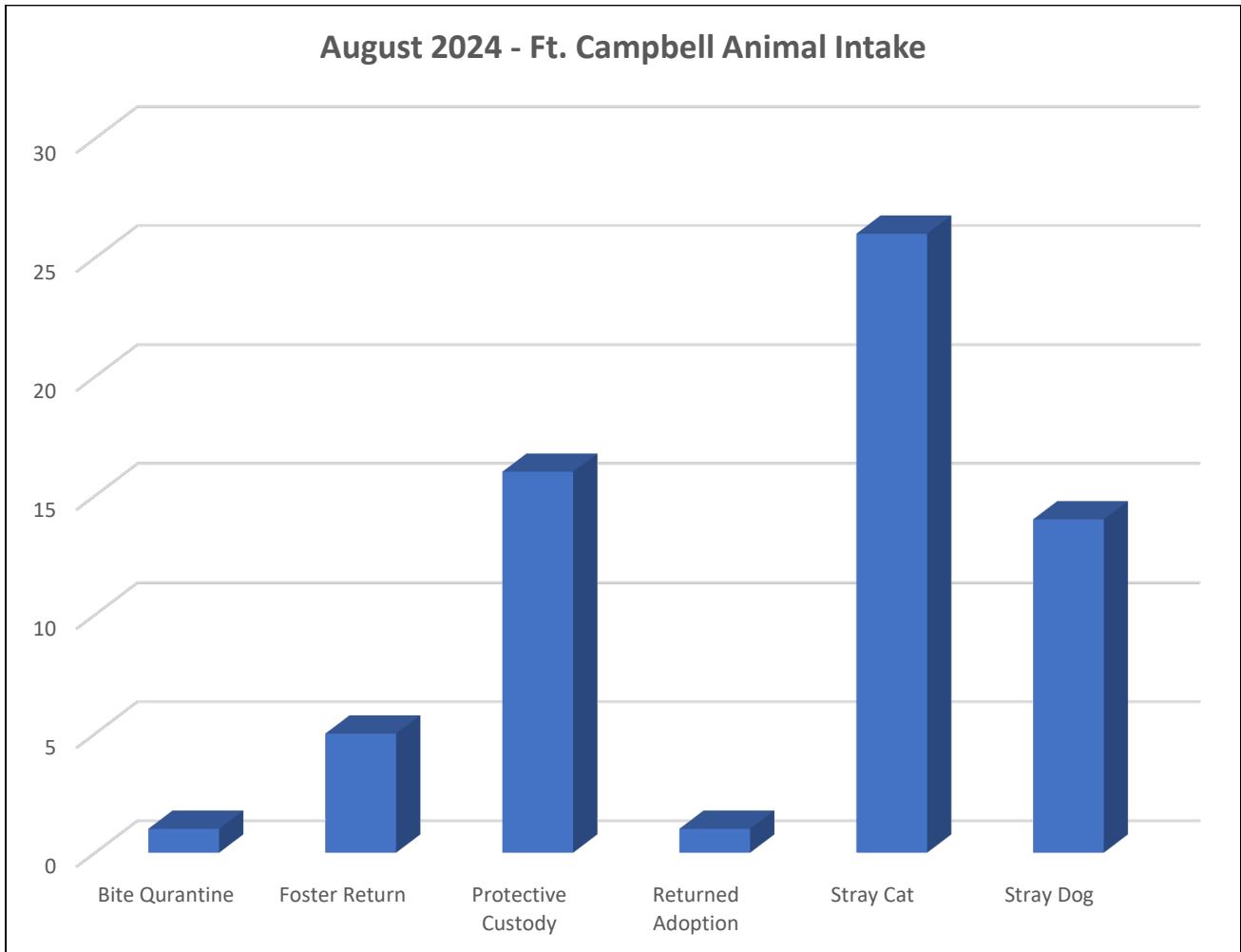
August 2024	
Activity Calls	<b>34</b>
Animal Intakes	<b>63</b>
Dogs	34
Cats	29
Other	0
<b>Incoming Per Day</b>	<b>2.3</b>
Returned to Owner	<b>12</b>
Dogs – In Field	2
Cats – In Field	0
Dogs – From Shelter	9
Cats – From Shelter	1
Rescue Transfers	<b>13</b>
Dogs Transferred	13
Cats Transferred	0
Animals Adopted	<b>12</b>
Dogs Altered	2
Dogs Unaltered	4
Cats Altered	0
Cats Unaltered	6
Rabbit	0
Fostered	<b>6</b>
Dogs Fostered	1
Cats Fostered	5
Euthanasia	<b>7</b>
Dogs Euthanized	2
Cats Euthanized	5
TNR/Returned to Field	<b>0</b>
Visitors to Shelter	<b>147</b>
Avg. Visitors per Day	5.4



# August 2024 Ft. Campbell Shelter Report

## Animal Intake Reasons

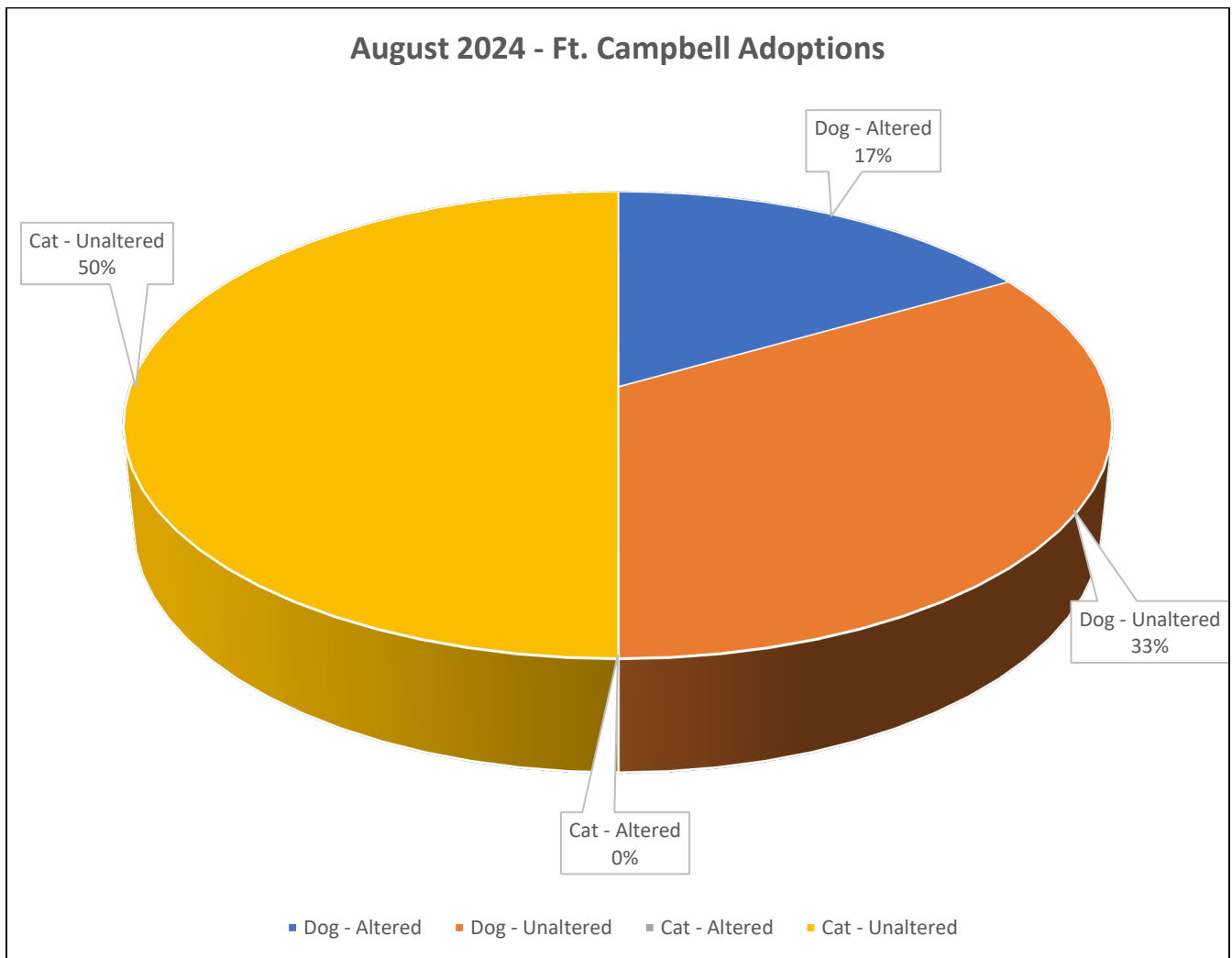
Intake Reasons	63
Stray Dog	14
Stray Cat	26
MP Hold	0
Returned Adoption	1
Abandoned	0
Protective Custody	16
Owner Surrender	0
Bite Quarantine	1
Foster Return	5



# August 2024 Ft. Campbell Shelter Report

## Animal Adoptions

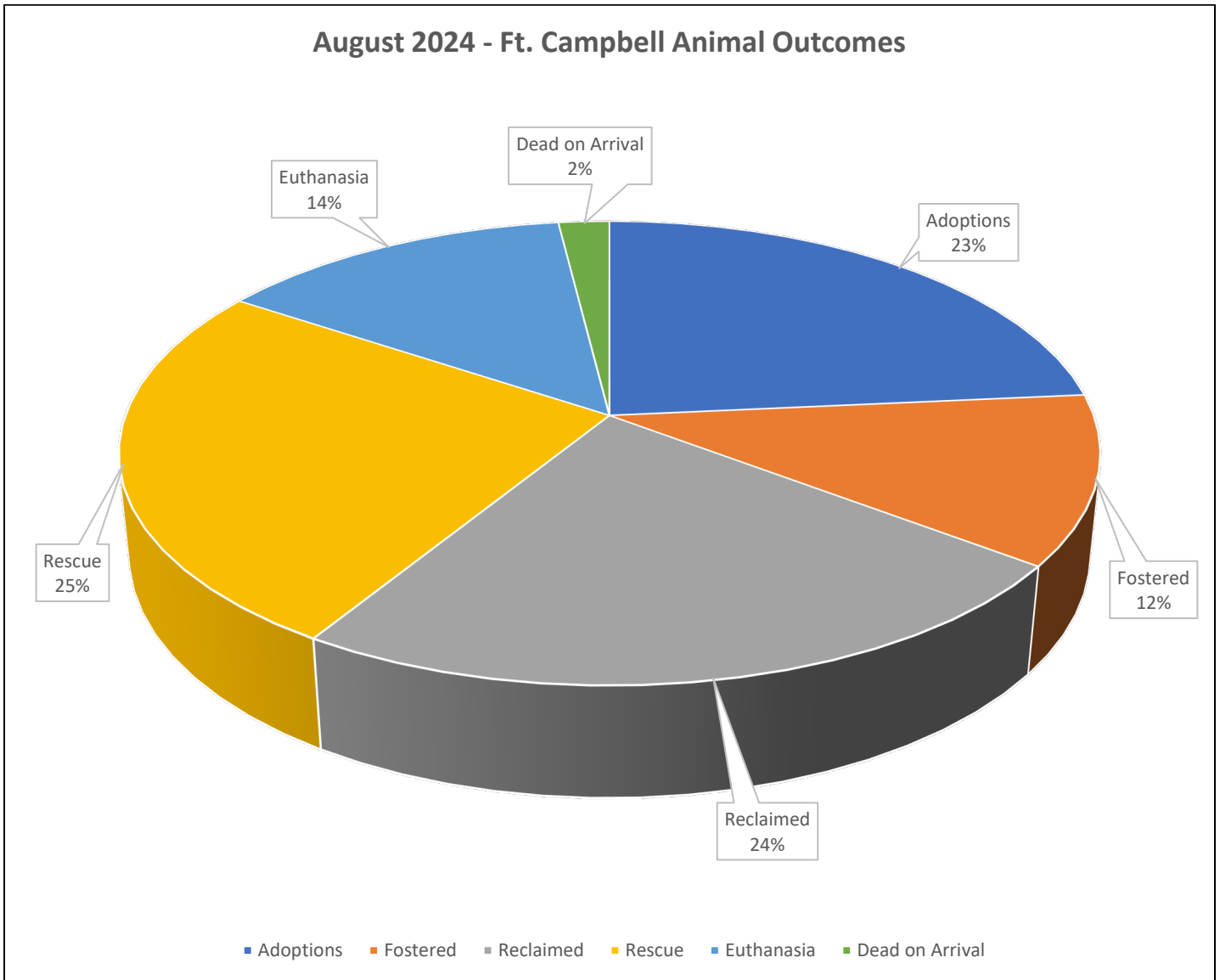
Adoptions	12
Dogs/Puppies – Altered	2
Dogs/Puppies – Unaltered	4
Cats/Kittens – Altered	0
Cats/Kittens – Unaltered	6



# August 2024 Ft. Campbell Shelter Report

## Outcomes

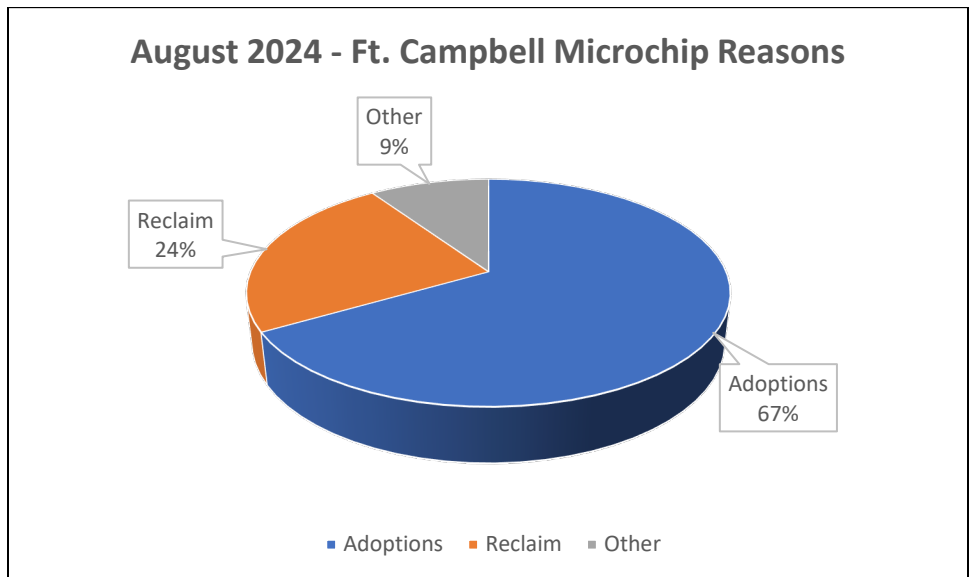
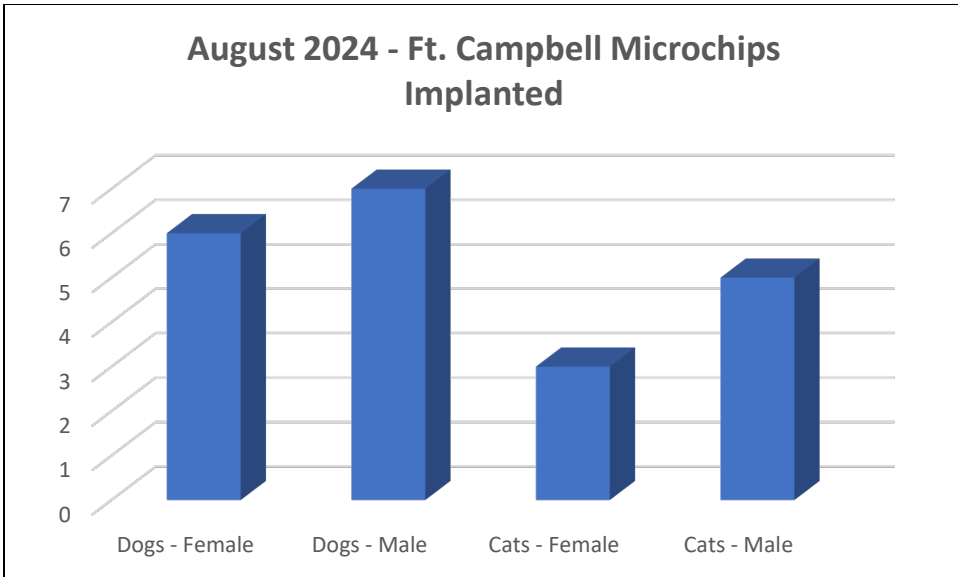
Animal Outcomes	41
Adoptions	12
Fostered	6
Reclaimed	12
Transferred to Rescue	13
Euthanasia	7
Dead on Arrival	1



# August 2024 Ft. Campbell Shelter Report

## Microchips Issued

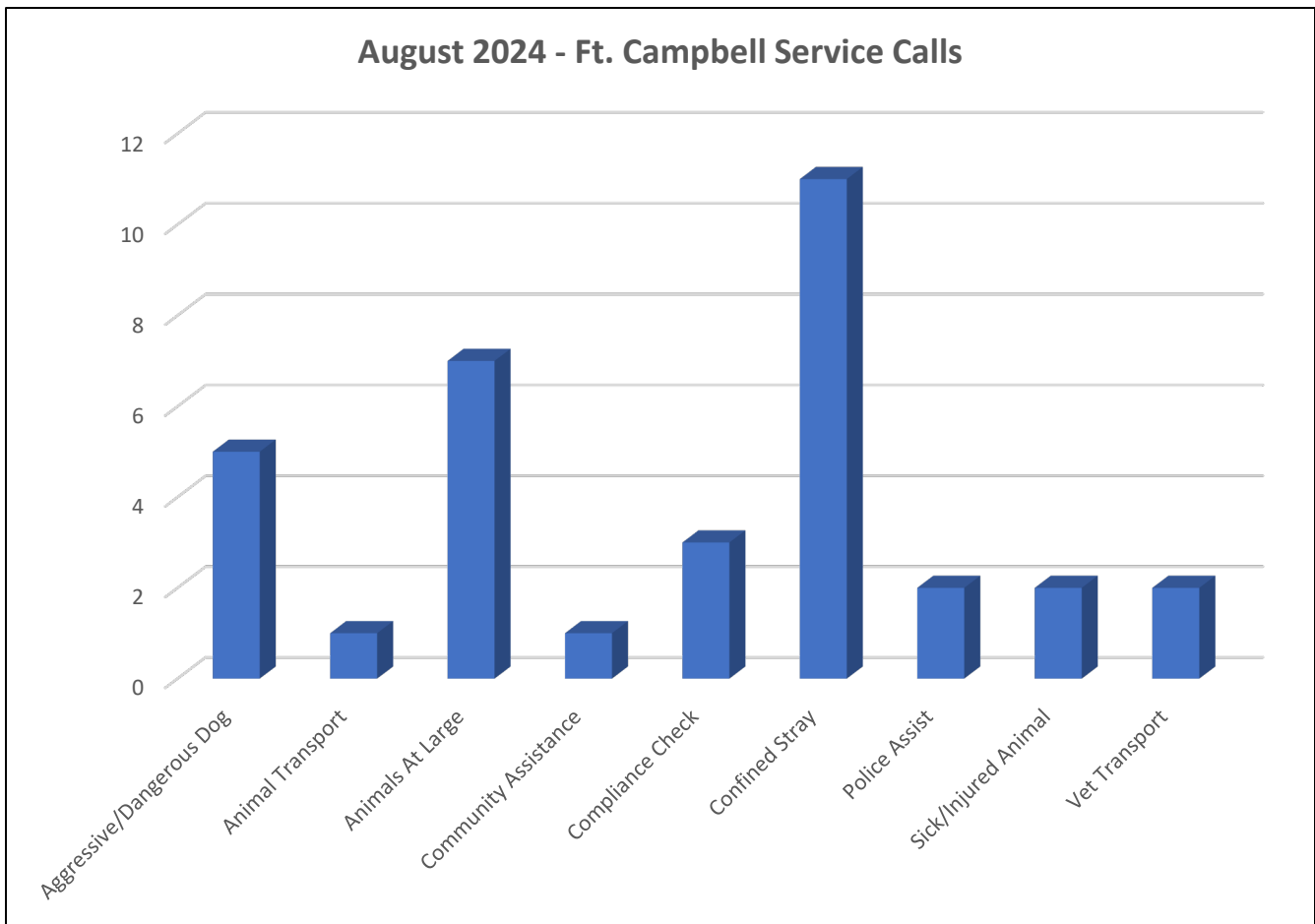
Microchips Implanted	21
Dogs – Female	6
Dogs – Male	7
Cats – Female	3
Cats – Male	5
Adoptions	14
Reclaimed	5
Other	2



# August 2024 Ft. Campbell Shelter Report

## Activity Calls

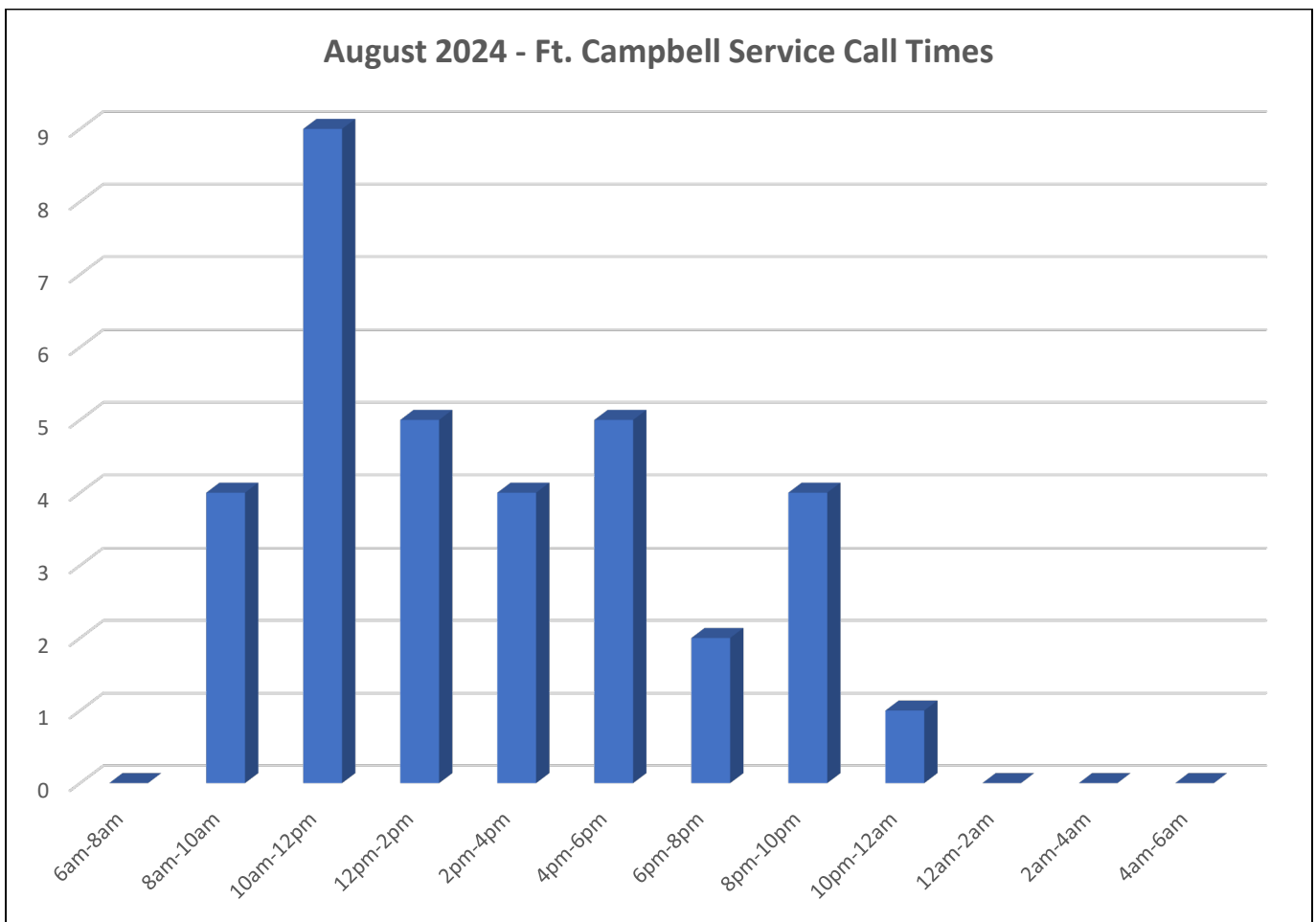
Service Calls	34
Animal Transport	1
Aggressive/Dangerous Dog	5
Animals at Large	7
Bite Investigation	0
Community Assist	1
Compliance Check	3
Confined Stray	11
Dog in School	0
Owner Notification	0
Police Assist	2
Vet Transport	2
Sick/Injured Animal	2
Welfare/Neglect	0
Deceased Animal Pickup	0



# August 2024 Ft. Campbell Shelter Report

## Activity by Time of Day

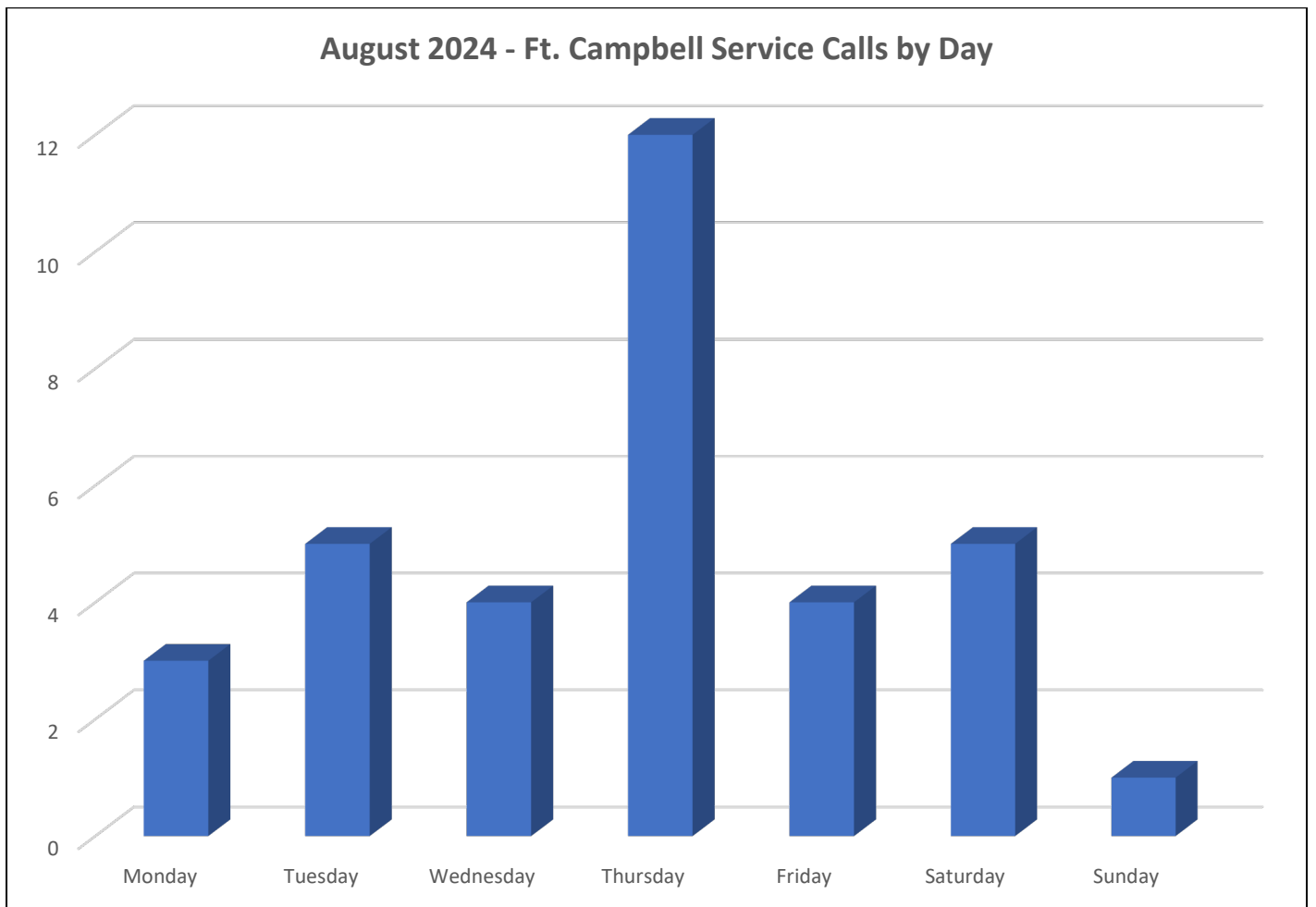
Service Calls by Time of Day	34
6am to 8am	0
8am to 10am	4
10am to 12pm	9
12pm to 2pm	5
2pm to 4pm	4
4pm to 6pm	5
6pm to 8pm	2
8pm to 10pm	4
10pm to 12am	1
12am to 2am	0
2am to 4am	0
4am to 6am	0



# August 2024 Ft. Campbell Shelter Report

## Activity by Day of Week

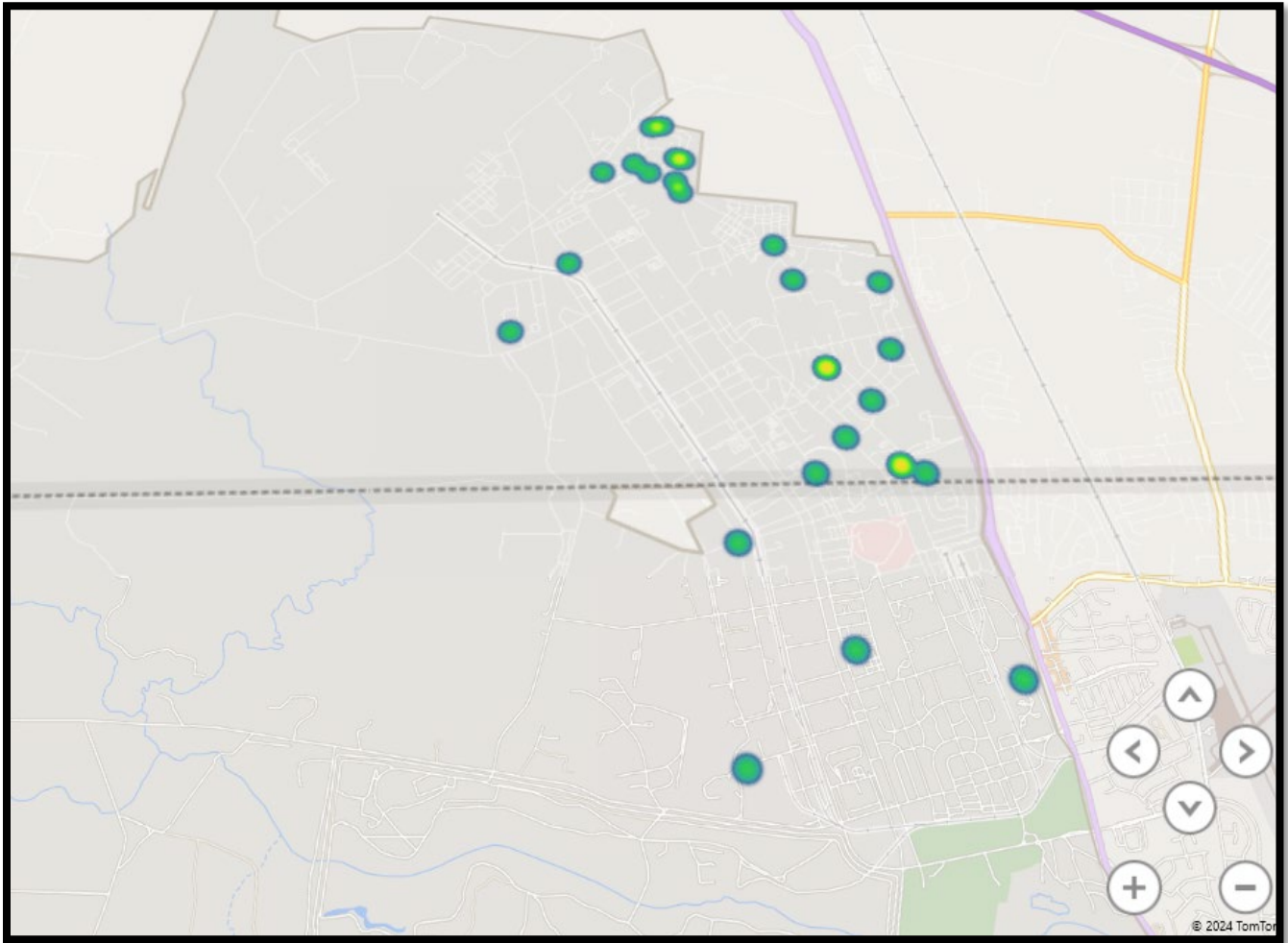
Service Calls by Day	34
Monday	3
Tuesday	5
Wednesday	4
Thursday	12
Friday	4
Saturday	5
Sunday	1





# August 2024 Ft. Campbell Shelter Report

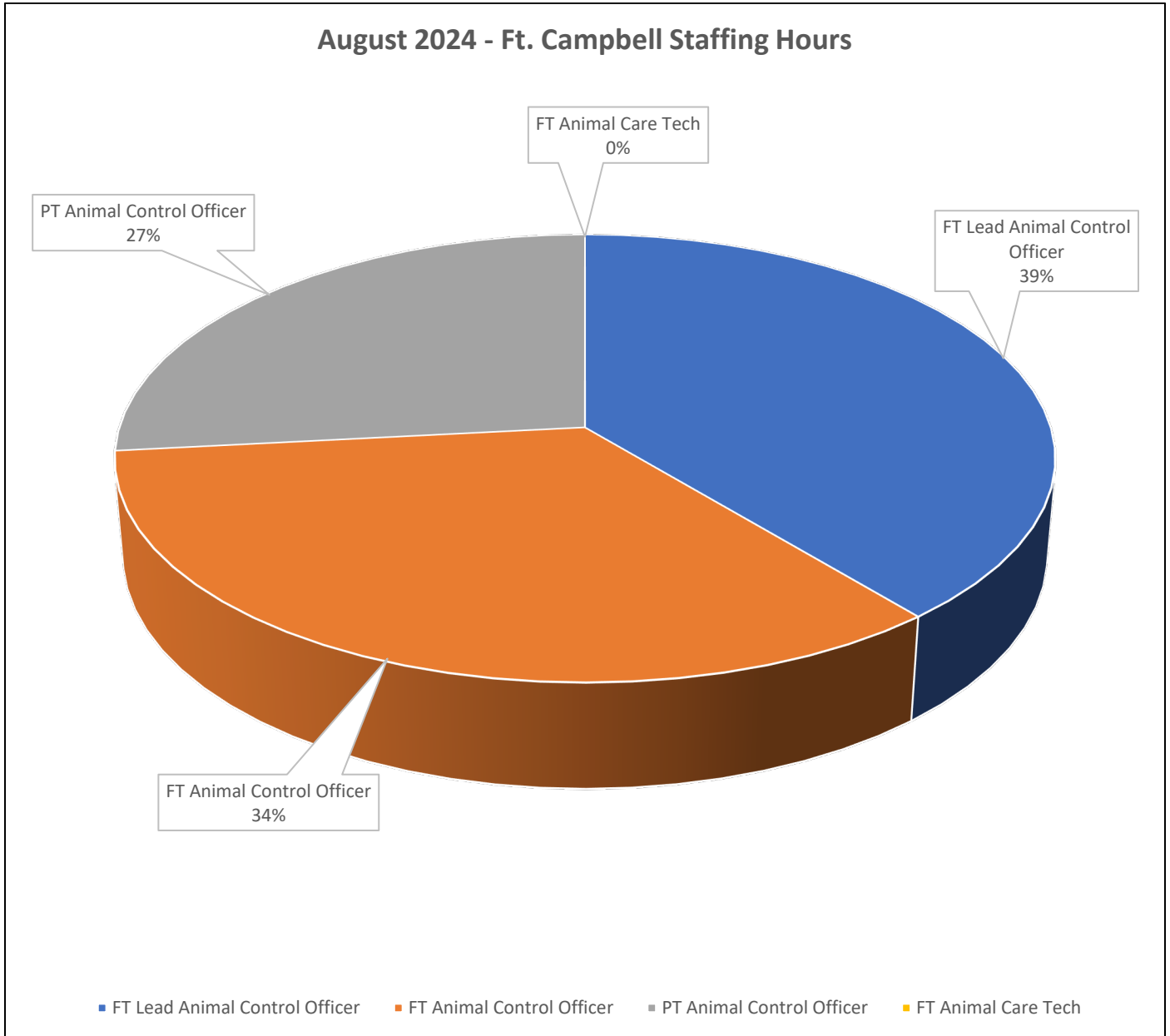
## Activity Heat Map



# August 2024 Ft. Campbell Shelter Report

## Personnel Staffing Hours

Personnel Hours	497.75
FT Lead Animal Control Officer	194
FT Animal Control Officer	171
PT Animal Control Officer	132.75
FT Animal Care Tech	0



## 2024 Totals

Activity	Jan.	Feb.	Mar.	Apr.	May	Jun.	Jul.	Aug.	Sep.	Oct.	Nov.	Dec.	Total	2023	% Change
<b>Owner Surrenders</b>	1	0	0	2	0	0	1	0					4	0	
<b>Intakes</b>	31	21	35	46	34	40	40	63					270	405	
<b>Stray Dog</b>	19	10	30	29	18	13	18	14					138	168	
<b>Stray Cat</b>	9	5	2	9	7	15	18	26					104	156	
<b>Calls for Service</b>	25	35	54	51	45	30	35	34					279	453	
<b>Euthanasia dog</b>	0	4	0	1	1	3	4	2					12	11	
<b>Euthanasia Cat</b>	1	2	0	1	0	1	1	5					10	19	
<b>Microchips Issued</b>	16	15	16	18	10	7	11	21					107	153	
<b>Adoptions</b>	14	13	9	11	8	6	10	12					77	146	
<b>Rescue/Transfer</b>	1	5	3	2	0	0	8	13					32	33	
<b>Incoming Phone Calls</b>	--	--	--	--	--	--	--	--					--	--	

Live Release Rate%	Jan.	Feb.	Mar.	Apr.	May	Jun.	Jul.	Aug.	Sep.	Oct.	Nov.	Dec.	Total	2022	% Change
<b>Dogs</b>	100%	83%	100%	97%	96%	79%	81%	93%					91%		
<b>Cats</b>	92%	75%	100%	75%	100%	75%	92%	58%					84%		
<b>Total Live Release</b>	95%	81%	100%	94%	96%	78%	85%	83%					89%		

## 2023 Totals

Activity	Jan.	Feb.	Mar.	Apr.	May	Jun.	Jul.	Aug.	Sep.	Oct.	Nov.	Dec.	Total	2022	% Change
<b>Owner Surrenders</b>	0	0	0	0	0	0	0	0	0	0	0	0	0	0	0
<b>Intakes</b>	43	27	26	34	48	36	42	47	57	29	39	31	405	375	7.4%
<b>Stray Dog</b>	13	11	16	14	31	16	22	19	23	10	12	12	168	142	15.4%
<b>Stray Cat</b>	12	6	6	12	13	14	9	16	27	18	22	14	156	107	31.4%
<b>Calls for Service</b>	29	41	48	51	69	51	45	37	40	37	36	38	453	307	32%
<b>Euthanasia dog</b>	2	1	1	1	1	1	1	1	1	1	1	0	11	8	27%
<b>Euthanasia Cat</b>	1	0	1	2	0	1	0	2	4	4	4	0	19	4	78%
<b>Microchips Issued</b>	9	12	17	6	26	15	17	16	19	14	14	14	153	152	.6%
<b>Adoptions</b>	8	9	8	9	18	11	16	15	15	27	13	15	146	101	31%
<b>Rescue/Transfer</b>	2	4	4	2	3	2	0	3	0	6	10	0	33	--	--
<b>Incoming Phone Calls</b>	n/a	n/a	n/a	n/a	n/a	n/a	n/a	n/a	n/a	n/a	n/a	n/a	n/a	--	--

Live Release Rate%	Jan.	Feb.	Mar.	Apr.	May	Jun.	Jul.	Aug.	Sep.	Oct.	Nov.	Dec.	Total	2022	% Change
<b>Dogs</b>	89%	96%	93%	95%	95%	95%	96%	96%	93%	94%	96%	100%	95%	95%	0%
<b>Cats</b>	92%	100%	91%	60%	100%	88%	100%	80%	80%	83%	75%	100%	87.4%	94%	-7.5%
<b>Total Live Release</b>	90%	98%	92%	90%	96%	93%	97%	91%	86%	87.5%	88%	100%	92.4%	94%	-1.7%