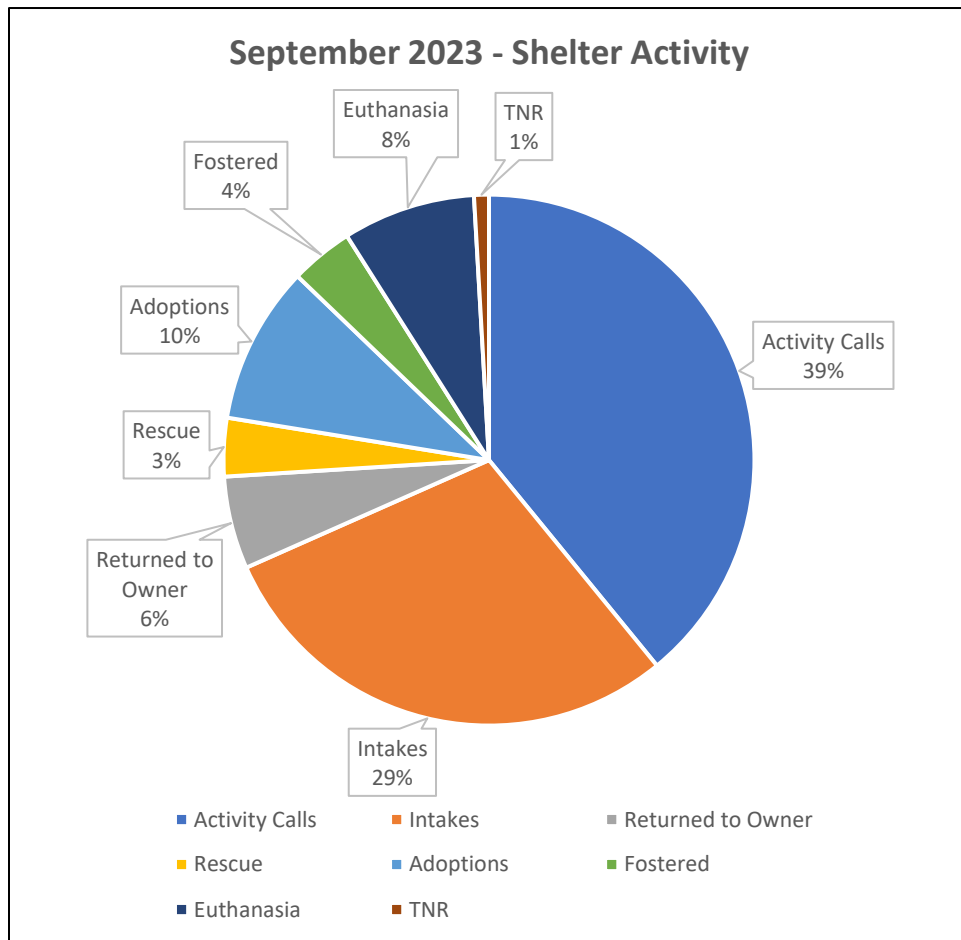




September 2023 Shelter Report

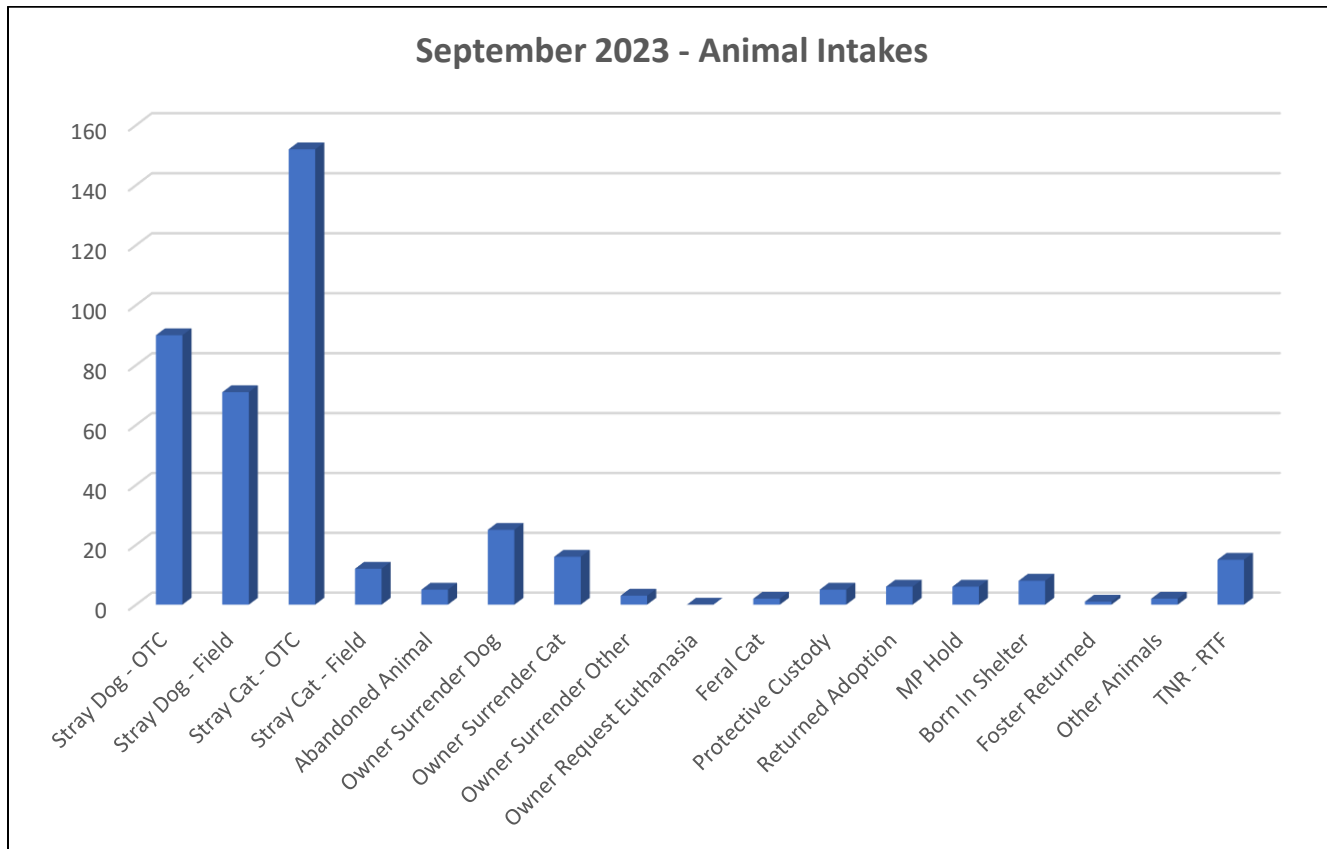
September 2023	
Activity Calls	561
Animal Intakes	419
Dogs	215
Cats	202
Other	4
Incoming Per Day	17
Returned to Owner	81
Dogs – In Field	16
Cats – In Field	0
Dogs – From Shelter	58
Cats – From Shelter	7
Rescue Transfers	51
Dogs Transferred	15
Cats Transferred	36
Animals Adopted	138
Dogs Adopted	60
Cats Adopted	77
Other Animals	1
Fostered	55
Dogs Fostered	16
Cats Fostered	39
Euthanasia	116
Dogs Euthanized	66
Cats Euthanized	49
TNR/Returned to Field	13
Visitors to Shelter	1,052
Avg. Visitors per Day	42
Incoming Phone Calls	2,131
Avg. Calls per Day	85



September 2023 Shelter Report

Animal Intake Reasons

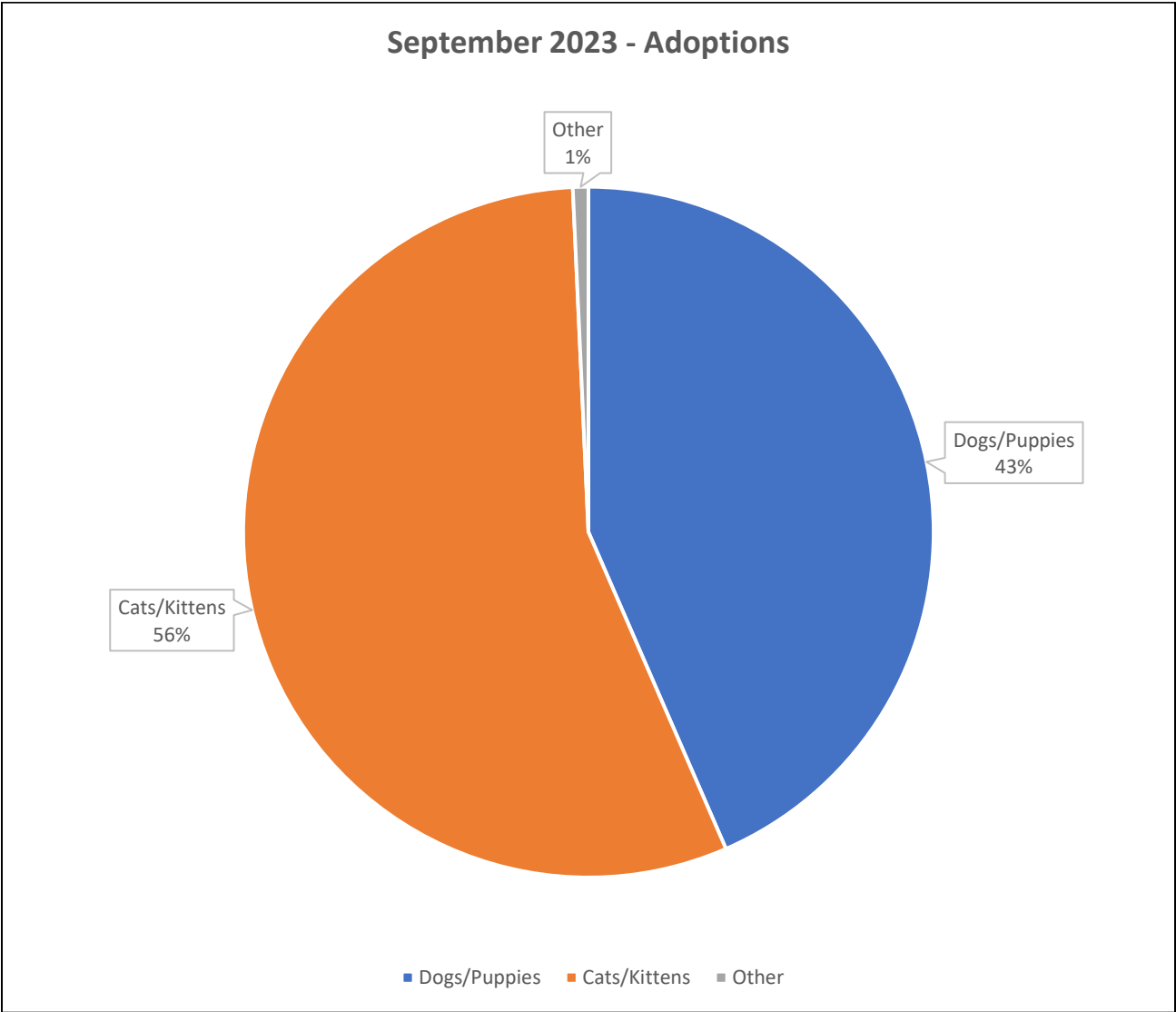
Intake Reasons	419
Stray Dog – OTC	90
Stray Dog – Field	71
Stray Cat – OTC	152
Stray Cat – Field	12
Abandoned Animal	5
Owner Surrender – Dog	25
Owner Surrender - Cat	16
Owner Surrender - Other	3
Owner Euth. Request	0
Feral Cat	2
Protective Custody	5
Returned Adoption	6
MP Hold – Ft. Campbell	6
Born in Shelter	8
Foster Returned	1
Other Animals	2
TNR/RTF Cats	15



September 2023 Shelter Report

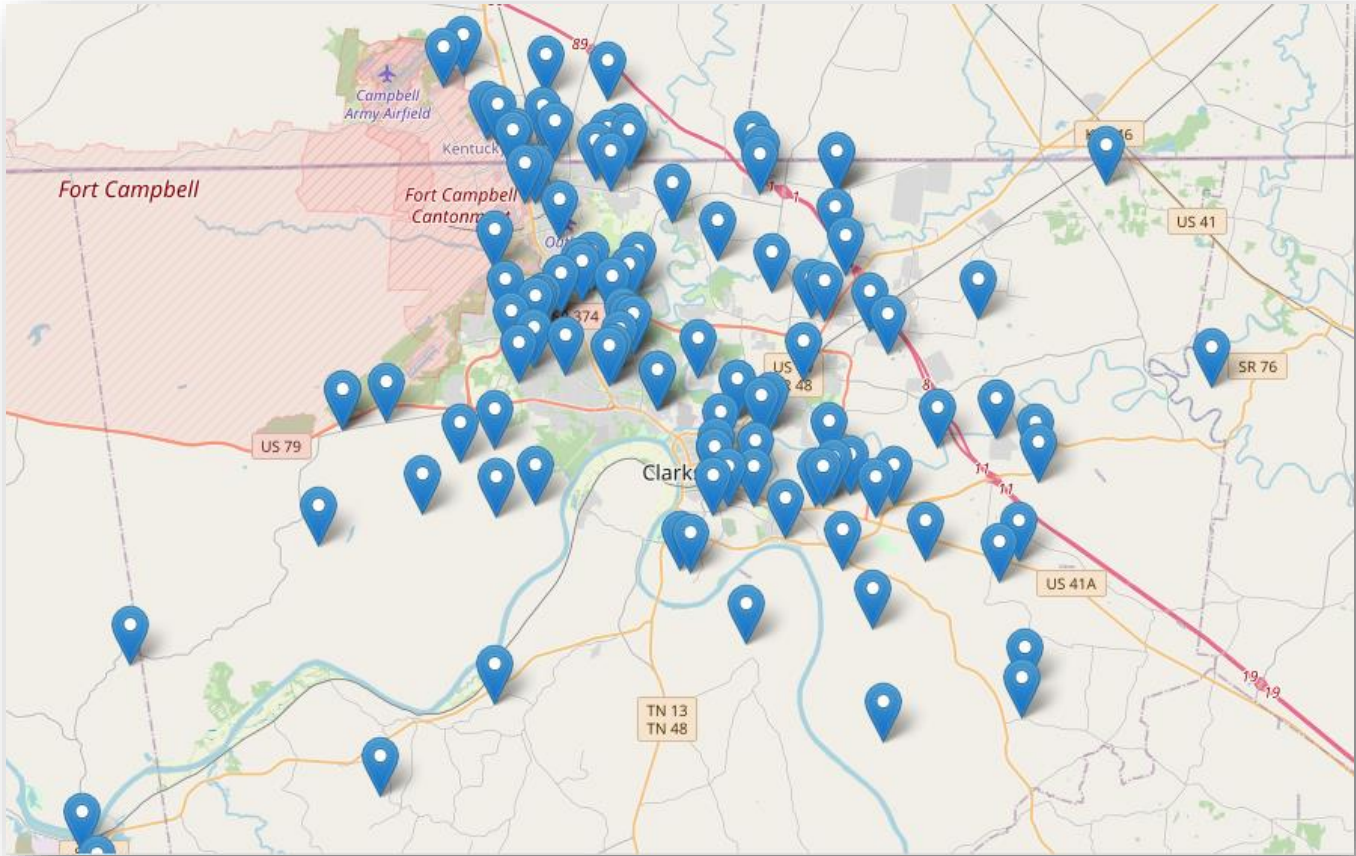
Animal Adoptions

Adoptions	138
Dogs/Puppies	60
Cats/Kittens	77
Other Animals	1



September 2023 Shelter Report

Adoptions Map



September 2023 Shelter Report

Owner Surrenders

Owner Surrenders	38
Dogs/Puppies	18
Cats/Kittens	17
Other Animals	3

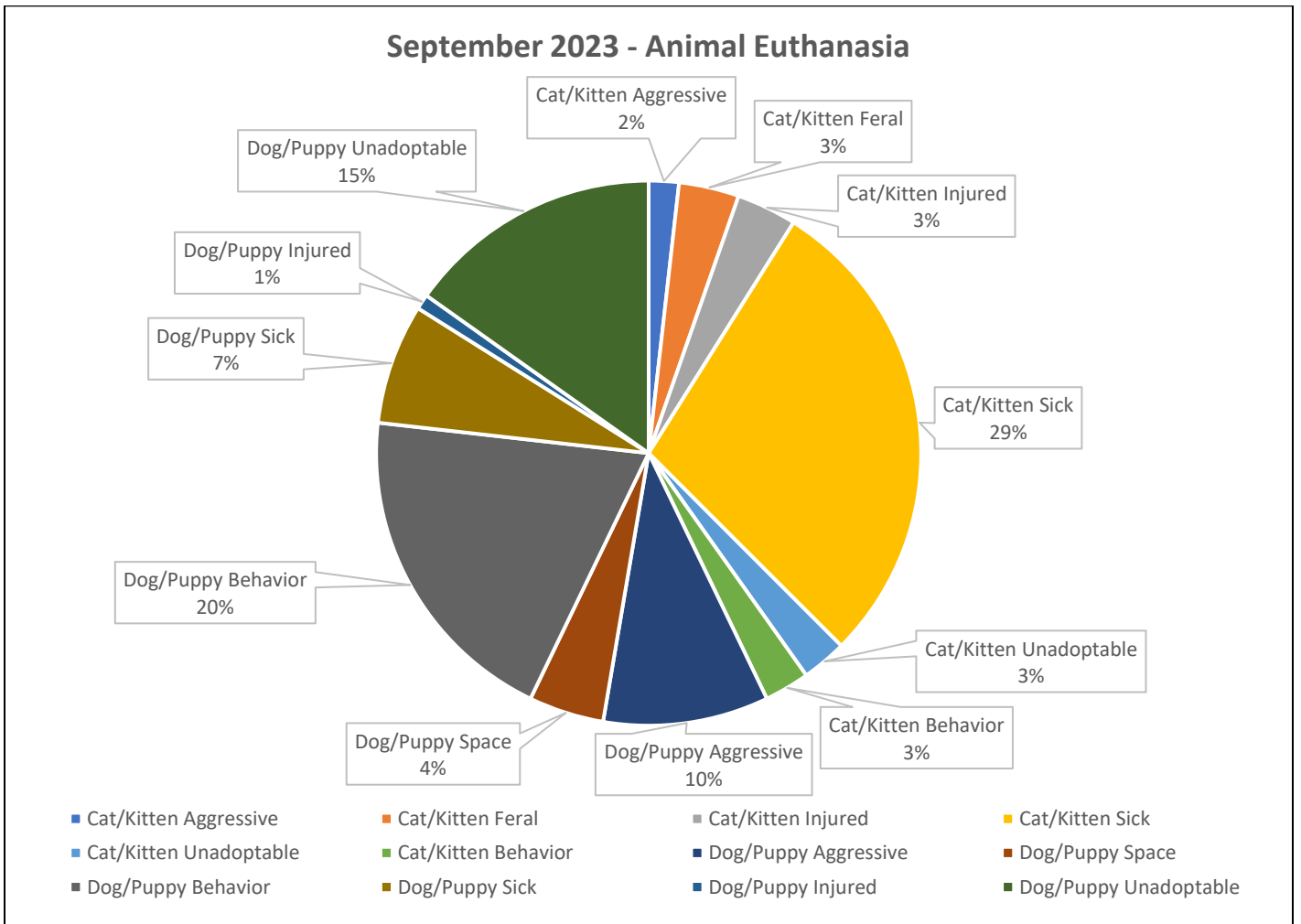
Owner Surrender Reason	38
Aggressive – People	0
Aggressive – Animals	0
Allergies	0
Behavior – Negative	0
Bites/Bitten	1
Cost	8
Family Illness	4
Housing Issue	14
Landlord	0
Military/Deployed	1
No Time	1
Personal	1
Too Many Animals	8



September 2023 Shelter Report

Euthanasia

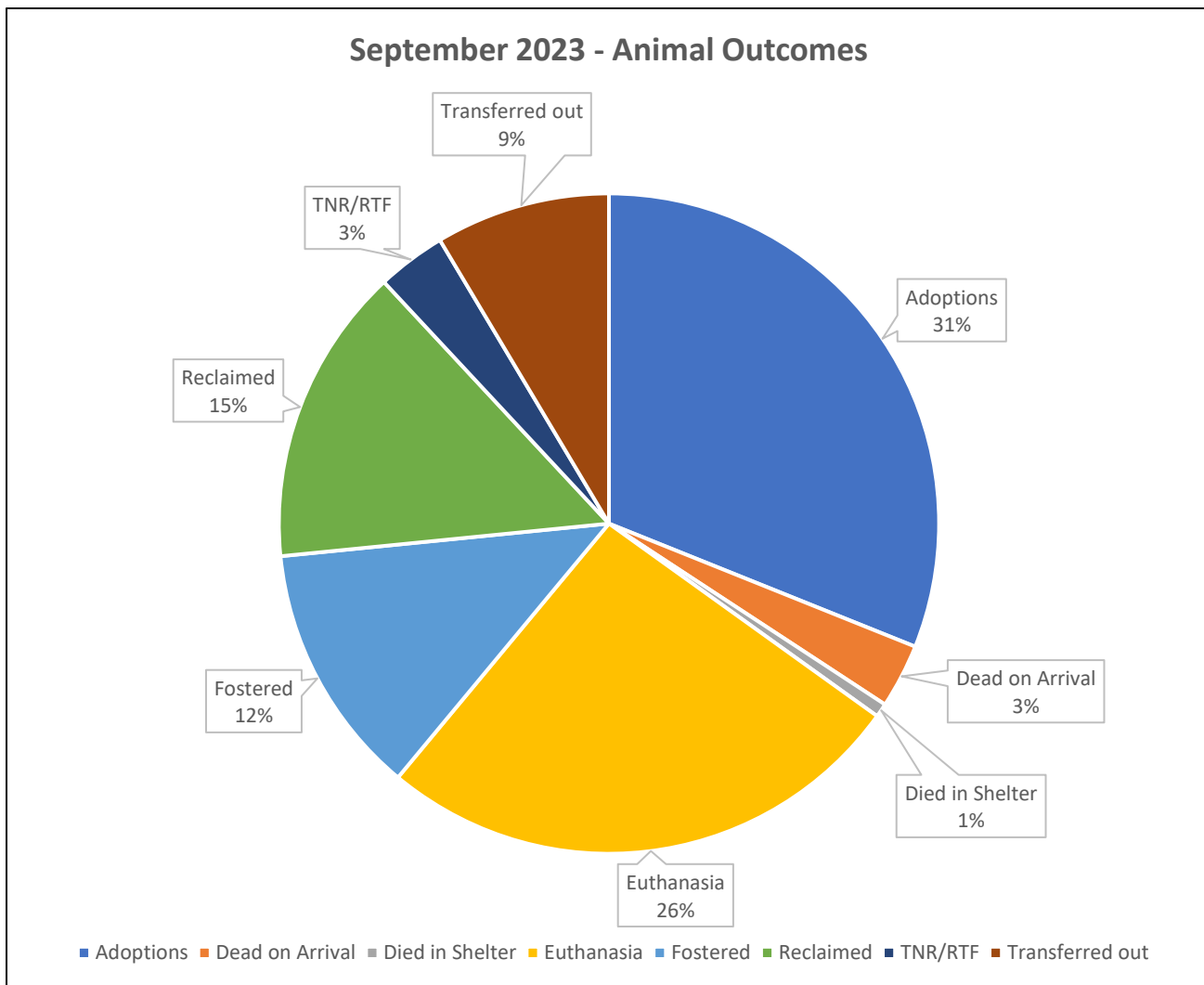
Animal Euthanasia	107
Dogs/Puppies	59
Aggressive	11
Behavior	22
Sick	8
Injured	1
Unadoptable	17
Cats/Kittens	48
Feral	4
Injured	4
Aggressive	2
Sick	32
Unadoptable	3
Behavior	3



September 2023 Shelter Report

Outcomes

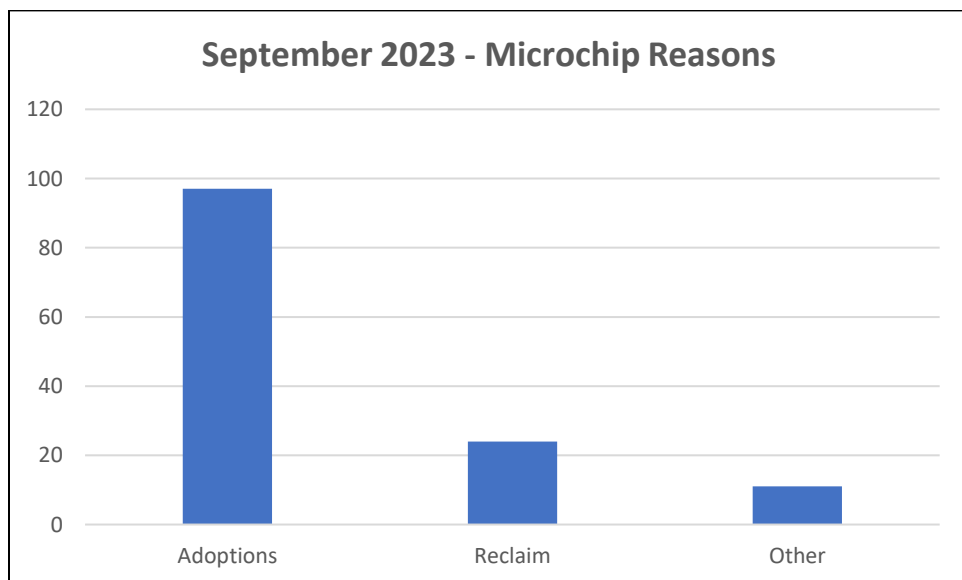
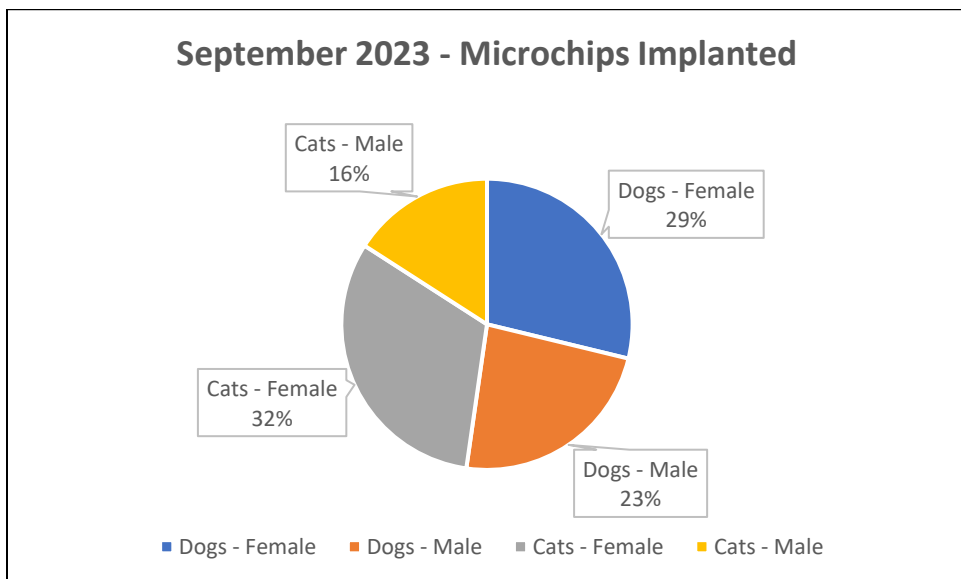
Animal Outcomes	455
Adoptions	138
Dead on Arrival	14
Died in Shelter	3
Escaped	0
Euthanasia	116
Offsite	1
Fostered	55
Reclaimed	65
RTF/TNR	15
Rescue	38



September 2023 Shelter Report

Microchips Issued

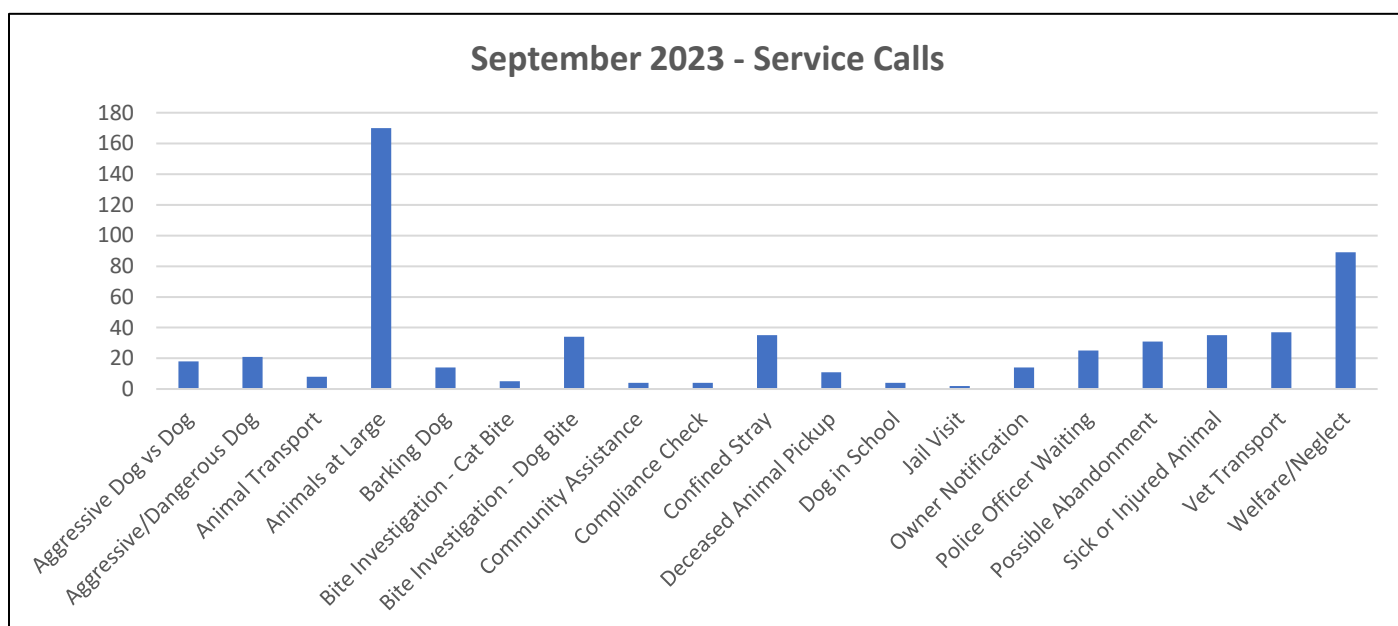
Microchips Implanted	132
Dogs – Female	38
Dogs – Male	31
Cats – Female	42
Cats – Male	21
Adoptions	97
Reclaimed	24
Other	11
Foster	0



September 2023 Shelter Report

Activity Calls

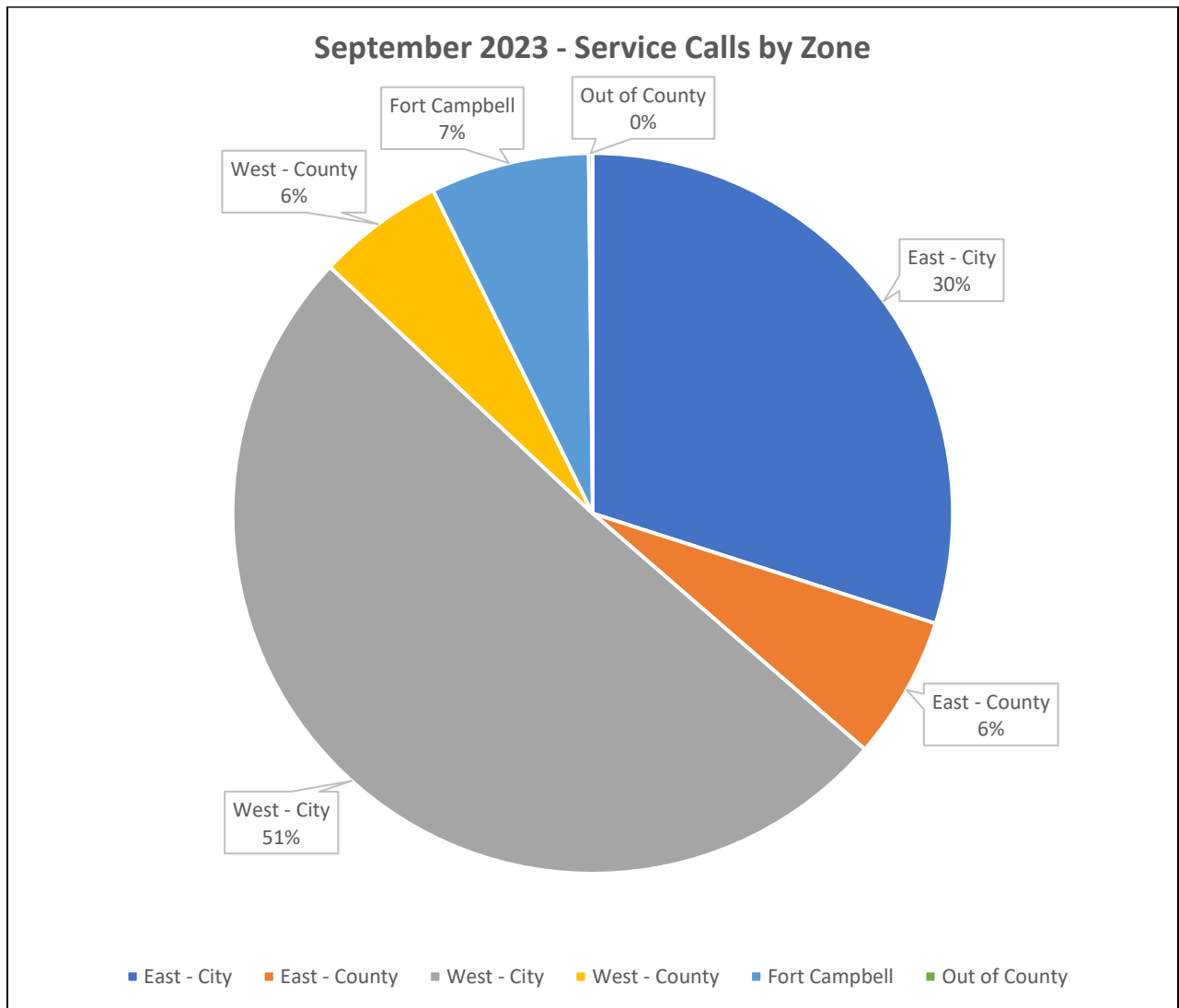
Service Calls	561
Aggressive Dog Vs Dog	18
Aggressive/Dangerous Dog	21
Animal Transport	8
Animal Left in Vehicle	0
Animals at Large	170
Barking Dog	14
Bites involving Cats	5
Bites involving Dogs	34
Bites Other Animals	0
Community Assistance	4
Compliance Check	4
Confined Stray	35
Dog in School	4
Deceased Animal Pick Up	11
Jail Visit	2
Owner Notification	14
Police Assist	25
Possible Abandonment	31
Possibly Rabid Animal	0
Set Trap	0
Sick or Injured Animal	35
Vet Transport	37
Welfare or Neglect Complaint	89



September 2023 Shelter Report

Activity Calls by Zones

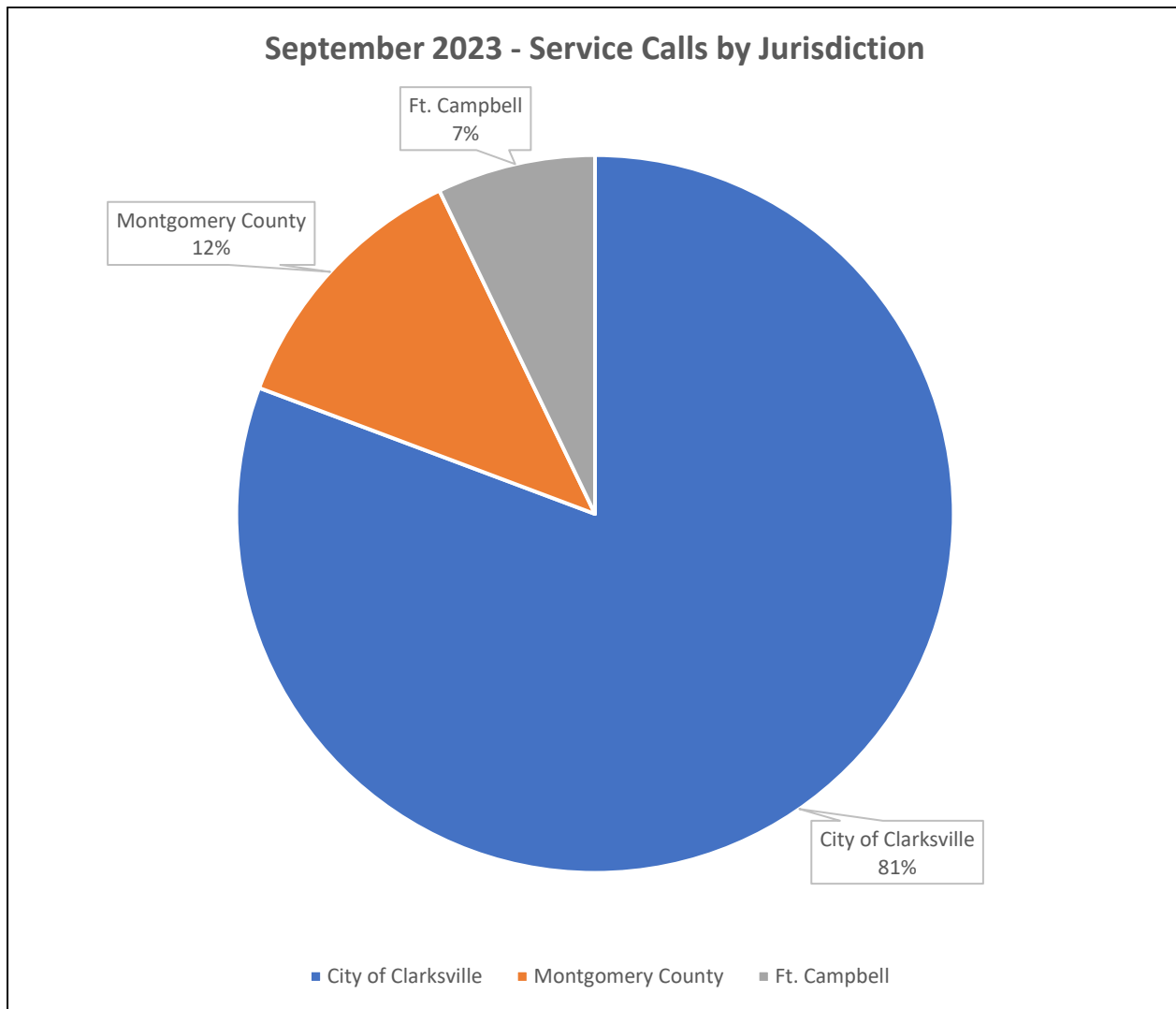
Service Calls by Zone	561
East City	168
East County	36
West City	284
West County	32
Ft. Campbell	40
Other	1



September 2023 Shelter Report

Activity Calls by Jurisdiction

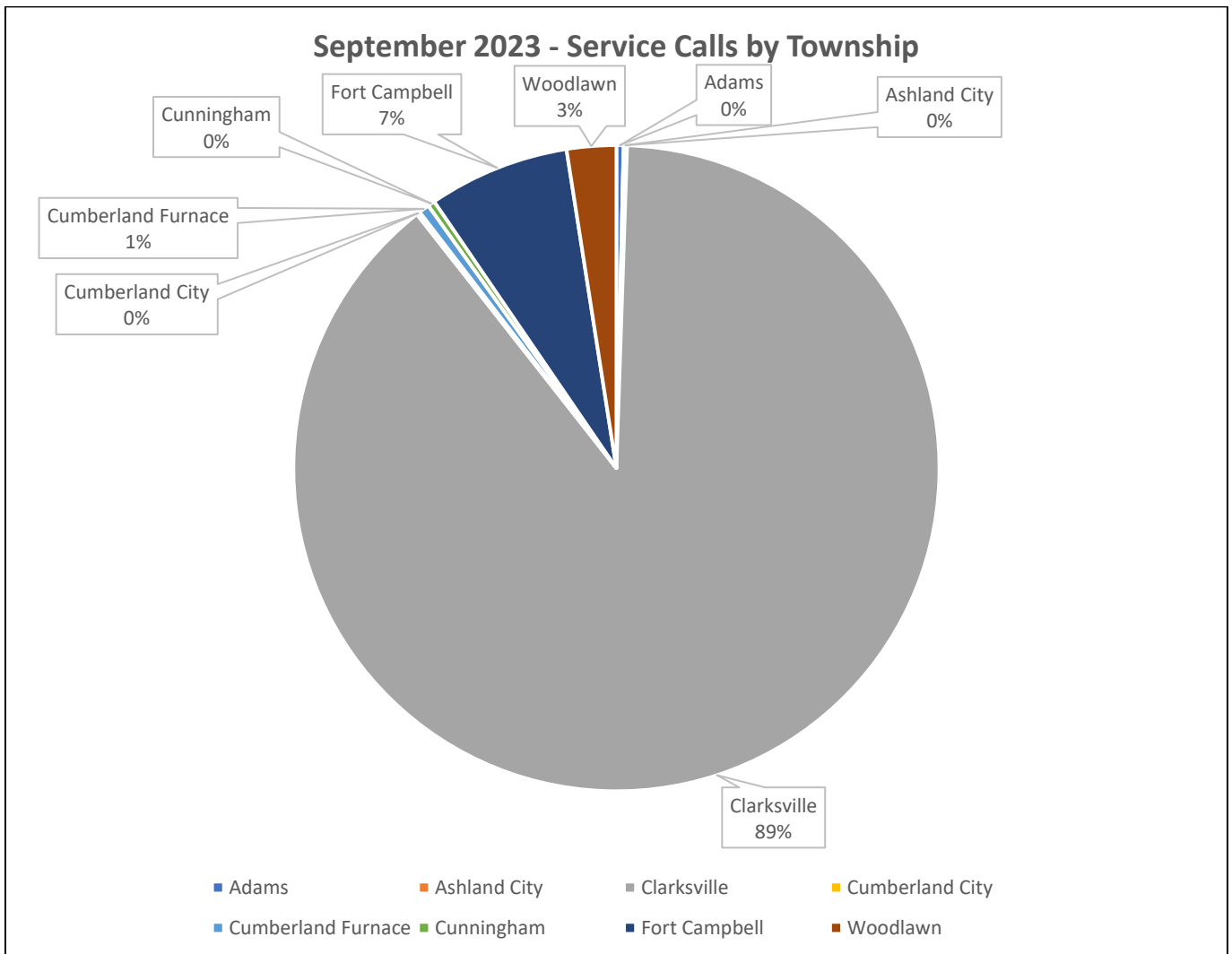
Service Calls by Jurisdiction	561
City of Clarksville	452
Montgomery County	68
Ft. Campbell	40
Out of County	1



September 2023 Shelter Report

Activity Calls by Townships

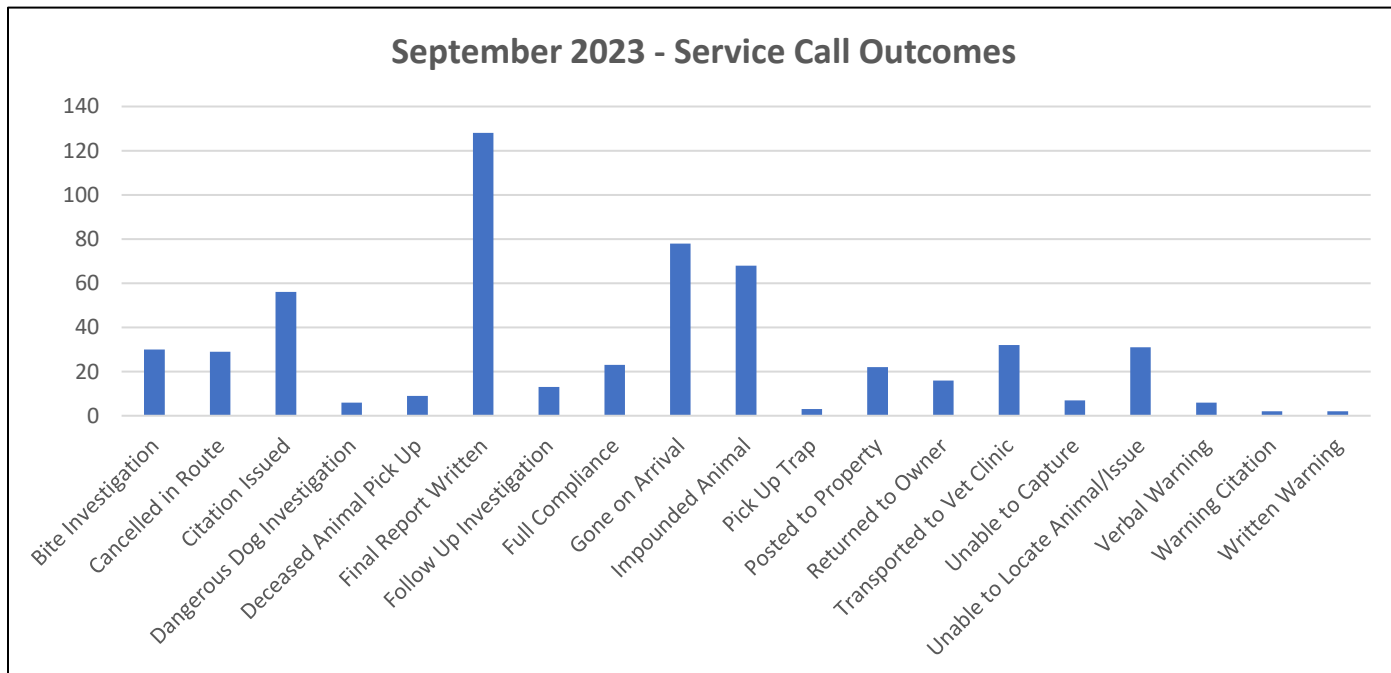
Service Calls by Township	601
Adams	2
Clarksville	529
Cumberland Furnace	1
Cumberland City	1
Cunningham	4
Fort Campbell	37
Indian Mound	1
Palmyra	3
Southside	1
Woodlawn	22
Other	0



September 2023 Shelter Report

Activity Call Outcomes

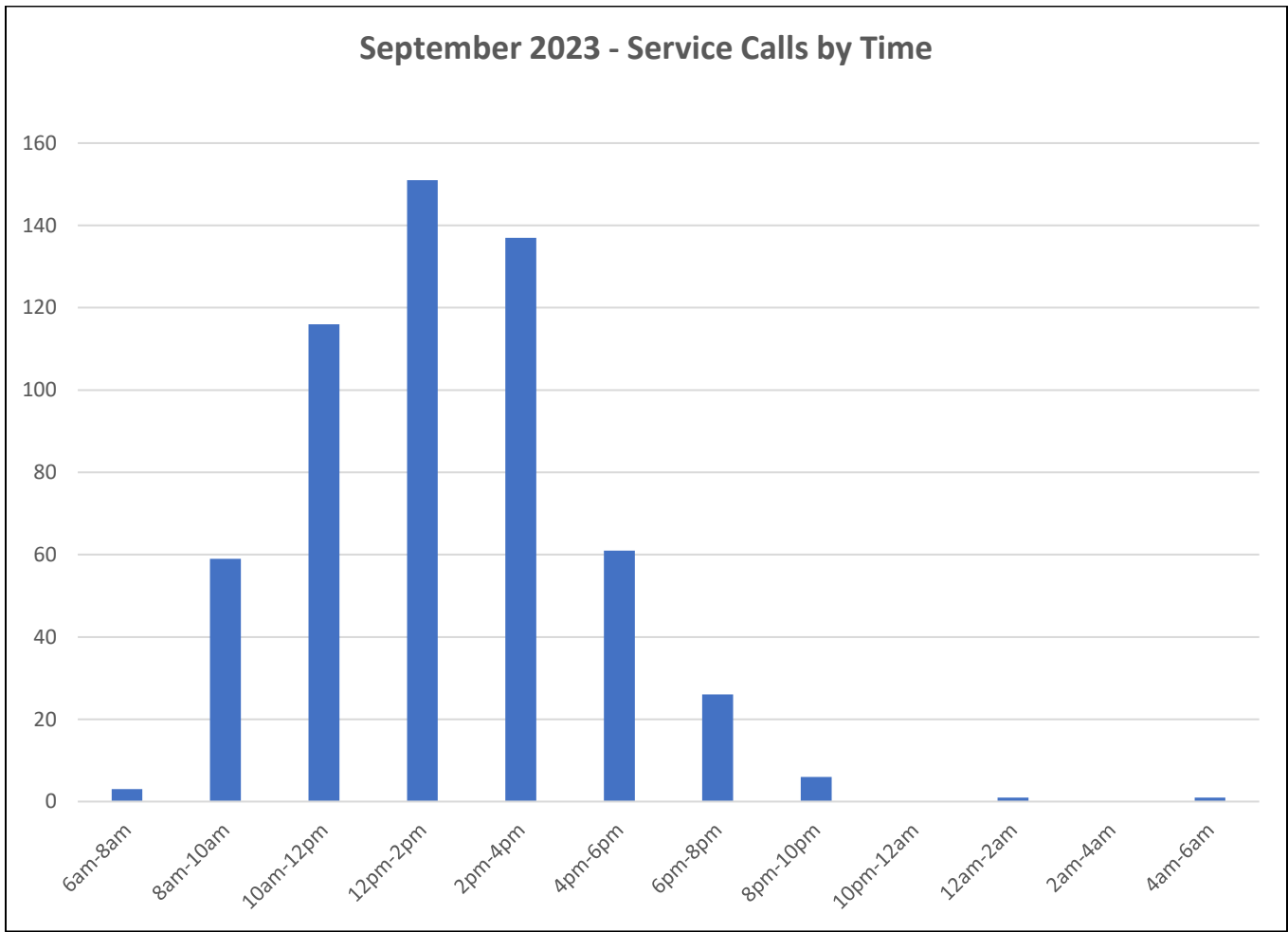
Service Calls Outcomes	561
Animal Impounded	68
Animal Relocated	0
Bite Investigation	30
Cancelled in Route	29
Citation issued	56
Cruelty Investigation	0
Dangerous Dog Investigation	6
Deceased Animal Pick Up	9
Final Report Written	128
Follow Up Investigation	13
Full Compliance	23
Gone on Arrival	78
Pick up Trap	3
Posted to Property	22
Returned to Owner	16
Returned to Field	1
Transported to Vet Clinic	32
Unable to Capture	7
Unable to Locate Animal/Issue	31
Verbal Warning	6
Warning Citation	2
Written Warning Notice	2



September 2023 Shelter Report

Activity by Time of Day

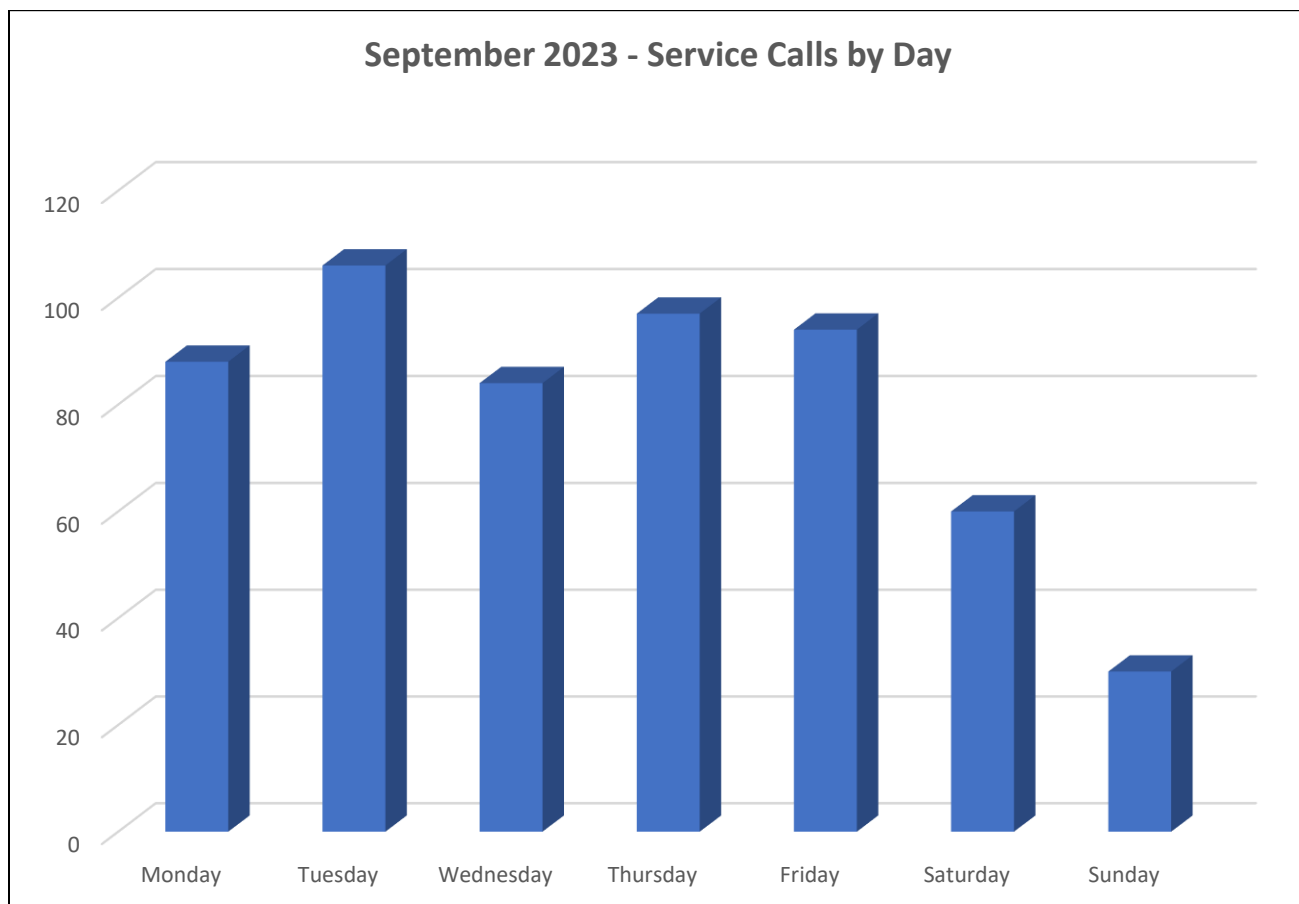
Service Calls by Time of Day	561
6am to 8am	3
8am to 10am	59
10am to 12pm	116
12pm to 2pm	151
2pm to 4pm	137
4pm to 6pm	61
6pm to 8pm	26
8pm to 10pm	6
10pm to 12am	0
12am to 2am	1
2am to 4am	0
4am to 6am	1



September 2023 Shelter Report

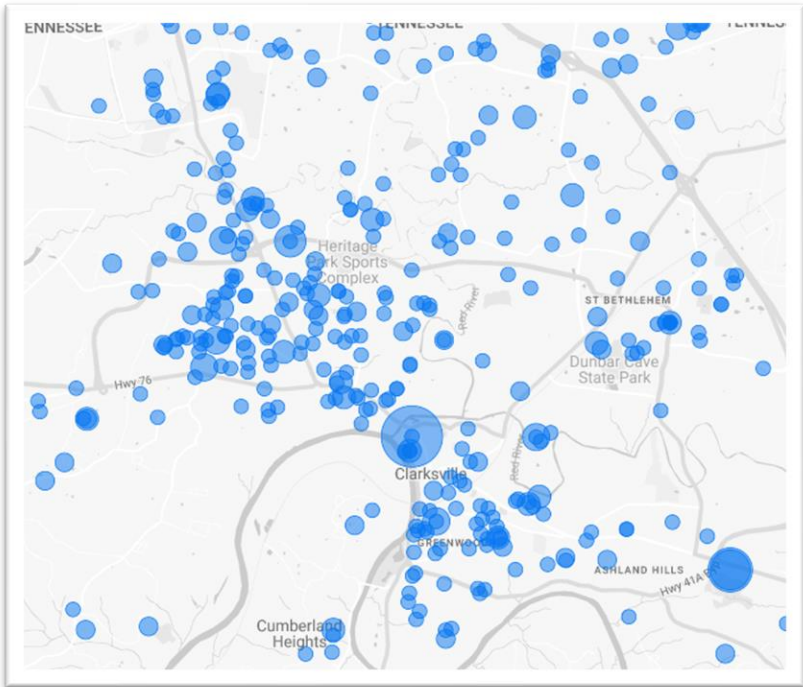
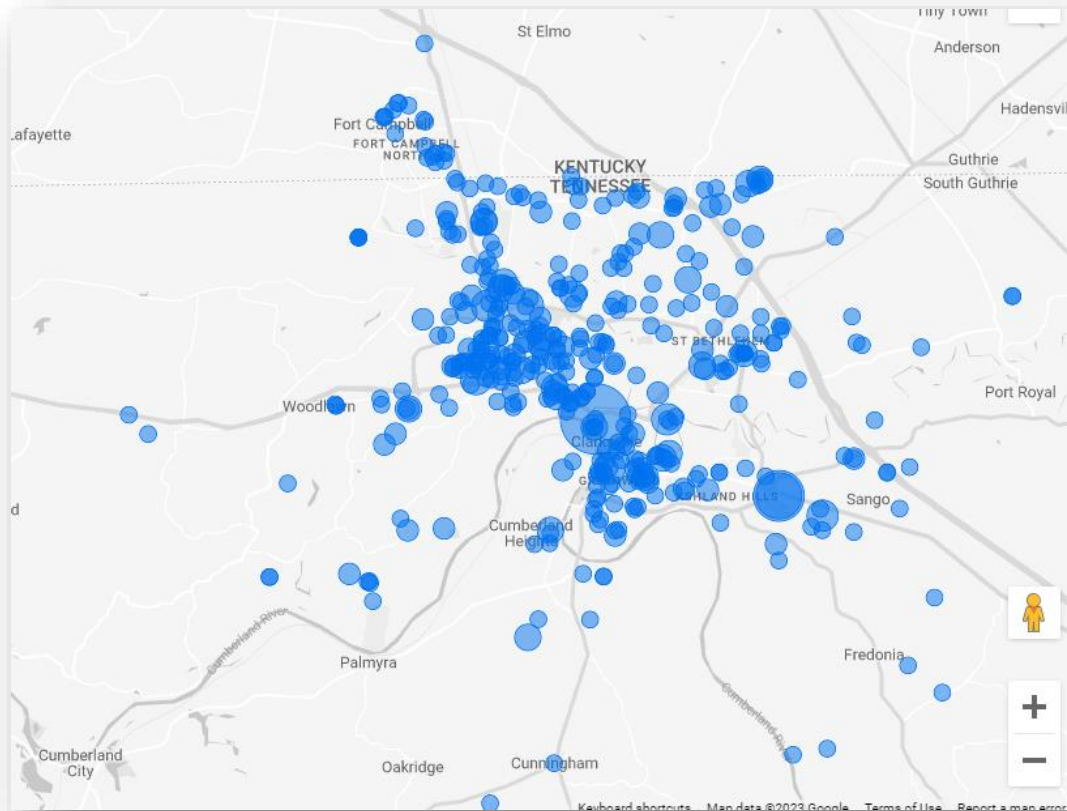
Activity by Day of Week

Service Calls by Day	561
Monday	88
Tuesday	106
Wednesday	84
Thursday	97
Friday	94
Saturday	60
Sunday	30



September 2023 Shelter Report

Activity Heat Map

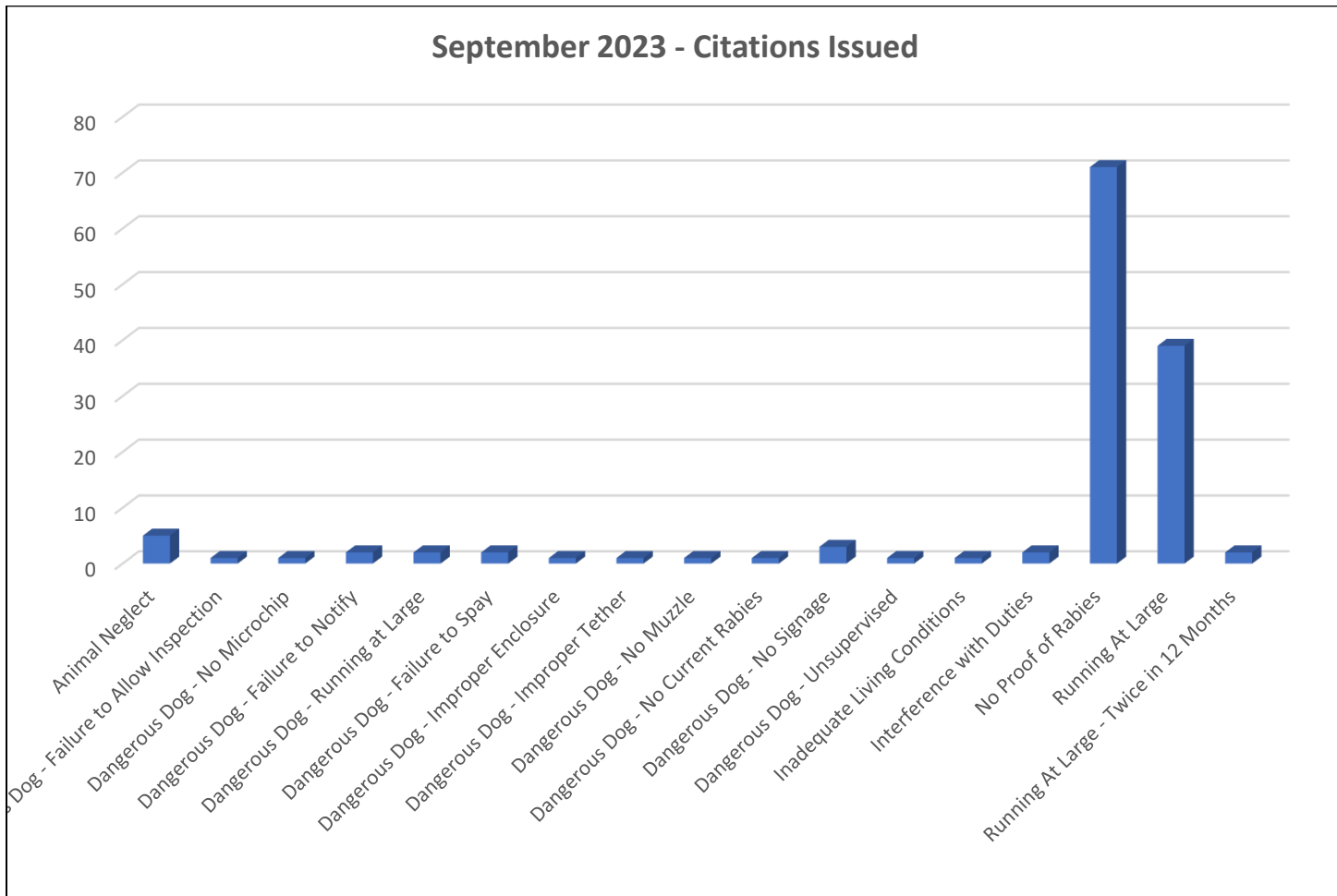


September 2023 Shelter Report

Citations Issued

Citations Issued	136
Animal Neglect	5
Dangerous Dog Violation	16
Inadequate Living Conditions	1
Interference with Duties	2
No Proof of Current Rabies	71
Running at Large	39
Running at Large – Twice in 12 Mos.	2

Citation Outcomes	136
Sent to General Sessions	68
Rectified Prior to Court	33
Pending	27
Warning Citation	8



2023 Totals

Activity	Jan.	Feb.	Mar.	Apr.	May	Jun.	Jul.	Aug.	Sep.	Oct.	Nov.	Dec.	Total	2022	% Change
Owner Surrenders	49	50	56	63	70	41	52	44	41				466		
Intakes	348	334	354	386	478	427	426	412	419				3,584		
Stray Dog	148	139	179	172	198	166	185	170	161				1,518		
Stray Cat	85	74	57	101	134	141	114	131	164				1,301		
Calls for Service	641	609	745	703	742	667	555	601	561				5,824		
Euthanasia dog	42	34	47	46	48	66	60	53	59				455		
Euthanasia Cat	15	15	21	17	16	34	61	52	48				279		
Microchips Issued	109	123	123	124	160	131	140	110	132				1,152		
Adoptions	122	130	121	106	147	131	144	113	138				1,152		
Rescue/Transfer	68	44	54	70	39	52	23	38	51				439		
Incoming Phone Calls	2,347	1,913	2,345	2,225	2,540	2,246	2,266	2,454	2,131				20,467		

Live Release Rate%	Jan.	Feb.	Mar.	Apr.	May	Jun.	Jul.	Aug.	Sep.	Oct.	Nov.	Dec.	Total	2022	% Change
Dogs	89%	83%	81%	80%	82%	71%	75%	74%	67%				80%		
Cats	91%	84%	78%	83%	85%	72%	57%	54%	71%				76%		
Total Live Release	90%	83%	80%	81%	82%	71%	68%	67%	69%				78%		

2022 Totals

Activity	Jan.	Feb.	Mar.	Apr.	May	Jun.	Jul.	Aug.	Sep.	Oct.	Nov.	Dec.	Total	2021	% Change
Owner Surrenders	31	110	75	41	31	56	36	47	54	48	49	52	661	633	4%
Intakes	234	320	329	313	384	396	313	508	456	434	369	382	4,438	3,761	15%
Stray Dog	114	109	150	108	119	129	158	202	171	153	166	192	1,792	1,435	20%
Stray Cat	67	47	80	129	195	175	91	177	164	146	78	62	1,411	1,065	25%
Calls for Service	397	409	614	615	592	628	637	649	630	642	636	681	7,130	5,328	25%
Euthanasia dog	19	32	27	21	24	35	36	64	55	27	50	64	419	232	45%
Euthanasia Cat	11	27	30	18	29	84	42	52	73	66	46	18	383	350	8%
Microchips Issued	128	99	150	123	140	144	193	172	128	170	135		1,438	1,636	-12%
Adoptions	137	99	142	122	110	142	184	187	141	186	122	177	1,607	1,523	5%
Rescue/Transfer	60	68	75	131	77	68	35	85	83	63	46	67	790	972	-18%
Incoming Phone Calls	**	**	**	**	**	**	**	**	**	2,400	2,192	2,155	6,747	---	---

Live Release Rate%	Jan.	Feb.	Mar.	Apr.	May	Jun.	Jul.	Aug.	Sep.	Oct.	Nov.	Dec.	Total	2021	% Change
Dogs	89.4%	83%	87%	91%	88%	85%	86%	76%	76%	89%	76%	77%	84%	86%	-2%
Cats	90%	73%	75%	88%	78%	54%	71%	71%	56%	65%	60%	87%	72%	72%	0%
Total Live Release	89.4%	80%	83%	90%	84%	72%	80%	74%	67%	78%	71%	81%	80%	85%	-5%

