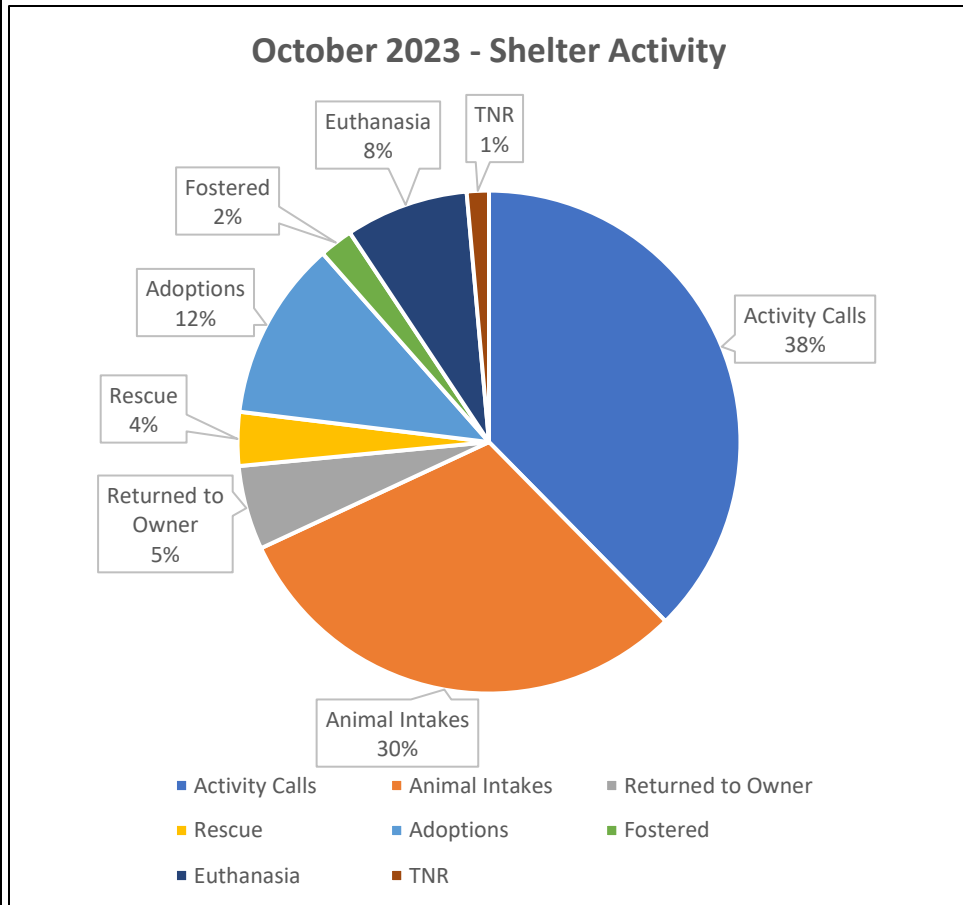




October 2023 Shelter Report

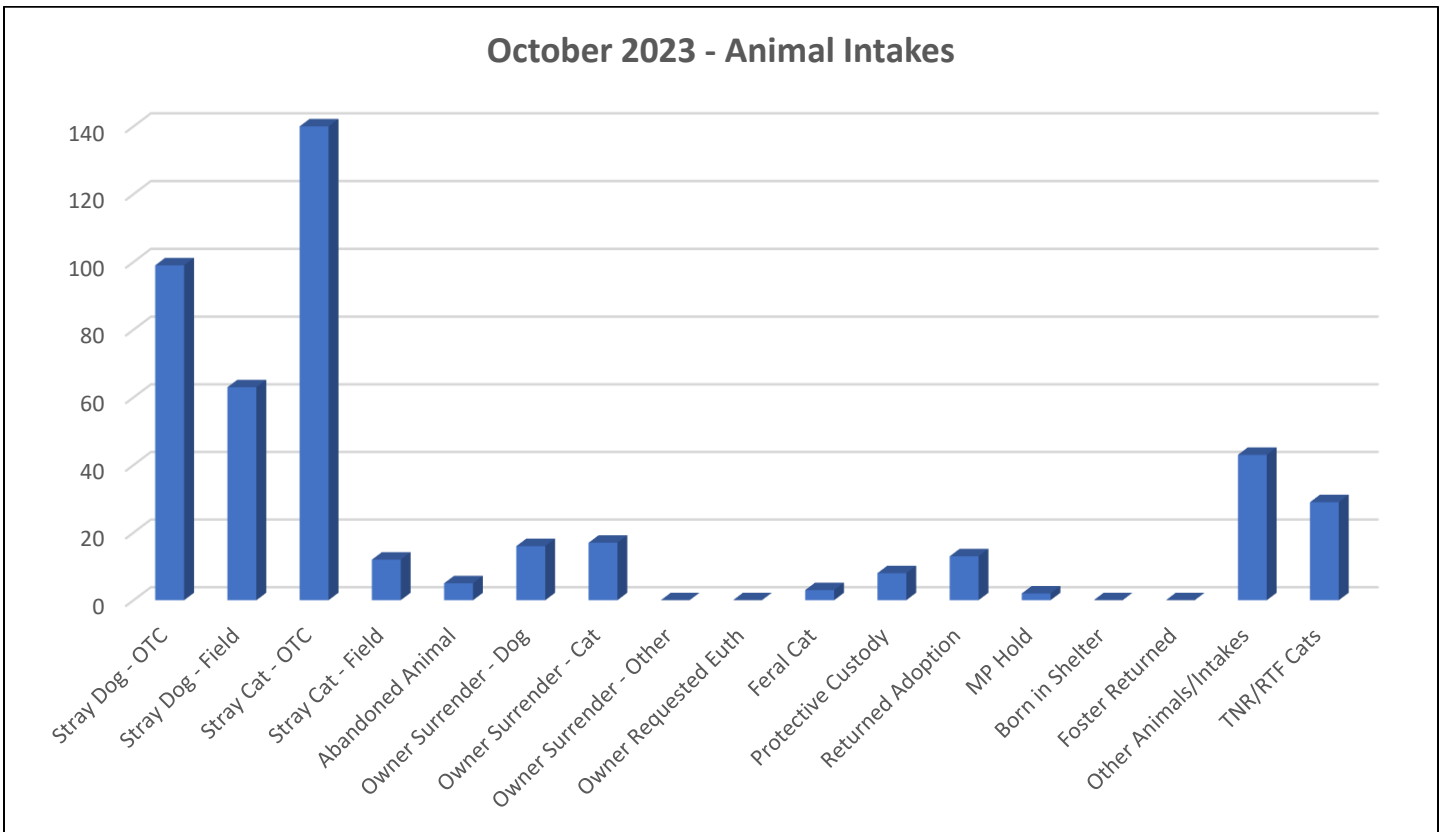
October 2023	
Activity Calls	556
Animal Intakes	450
Dogs	210
Cats	228
Other	12
Incoming Per Day	17.5
Returned to Owner	80
Dogs – In Field	15
Cats – In Field	0
Dogs – From Shelter	56
Cats – From Shelter	9
Rescue Transfers	51
Dogs Transferred	15
Cats Transferred	36
Animals Adopted	171
Dogs Adopted	86
Cats Adopted	84
Other Animals	1
Fostered	32
Dogs Fostered	8
Cats Fostered	24
Euthanasia	110
Dogs Euthanized	53
Cats Euthanized	57
TNR/Returned to Field	21
Visitors to Shelter	1,131
Avg. Visitors per Day	54
Incoming Phone Calls	2,257
Avg. Calls per Day	88



October 2023 Shelter Report

Animal Intake Reasons

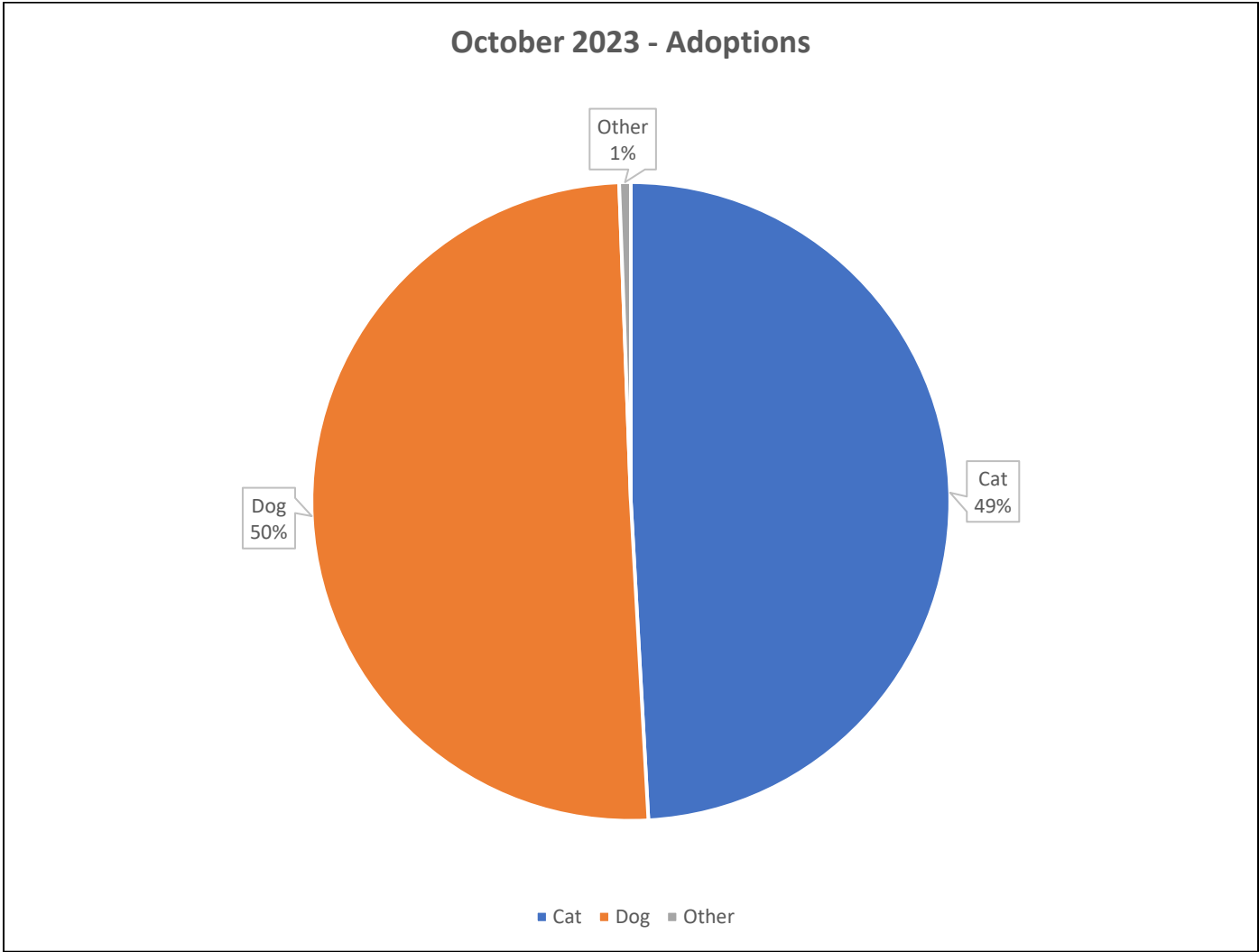
Intake Reasons	450
Stray Dog – OTC	99
Stray Dog – Field	63
Stray Cat – OTC	140
Stray Cat – Field	12
Abandoned Animal	5
Owner Surrender – Dog	16
Owner Surrender - Cat	17
Owner Surrender - Other	0
Owner Euth. Request	0
Feral Cat	3
Protective Custody	8
Returned Adoption	13
MP Hold – Ft. Campbell	2
Born in Shelter	0
Foster Returned	0
Other Animals	43
TNR/RTF Cats	29



October 2023 Shelter Report

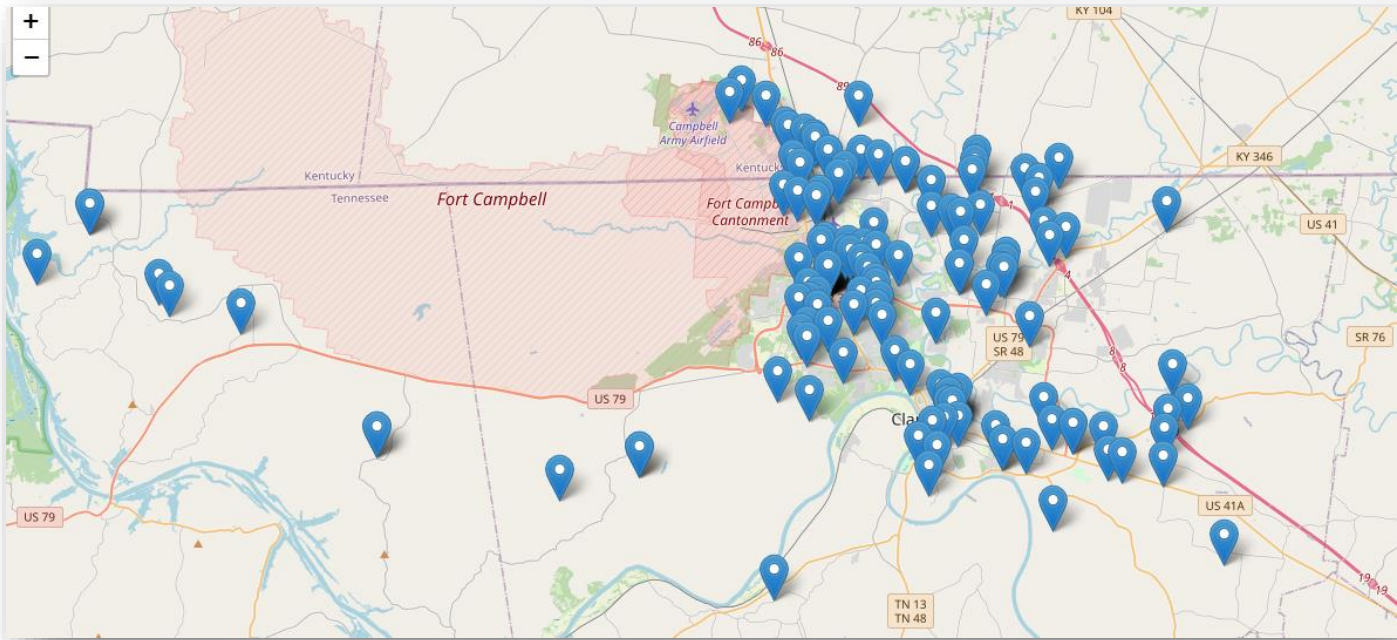
Animal Adoptions

Adoptions	171
Dogs/Puppies	84
Cats/Kittens	86
Other Animals	1



October 2023 Shelter Report

Adoptions Map

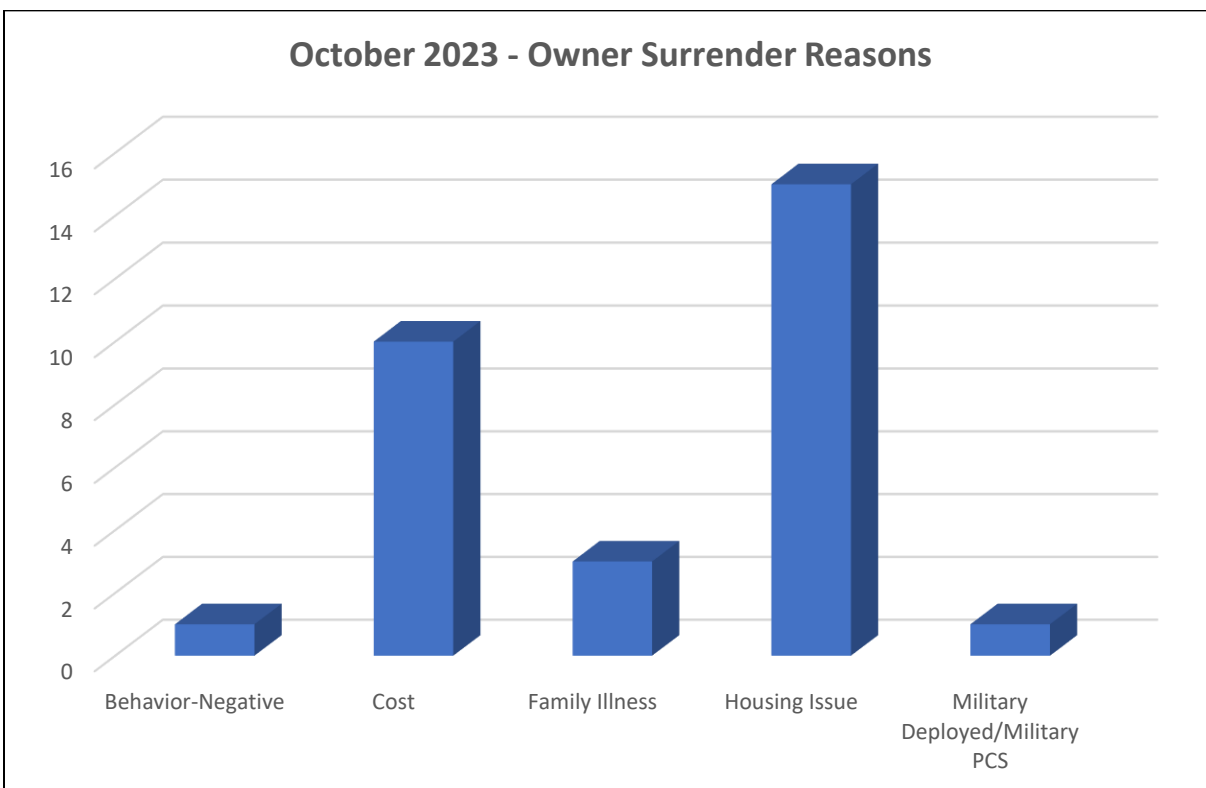


October 2023 Shelter Report

Owner Surrenders

Owner Surrenders	30
Dogs/Puppies	14
Cats/Kittens	13
Other Animals	3

Owner Surrender Reason	30
Aggressive – People	0
Aggressive – Animals	0
Allergies	0
Behavior – Negative	1
Bites/Bitten	0
Cost	10
Family Illness	3
Housing Issue	15
Landlord	0
Military/Deployed	1
No Time	0
Personal	0
Too Many Animals	0

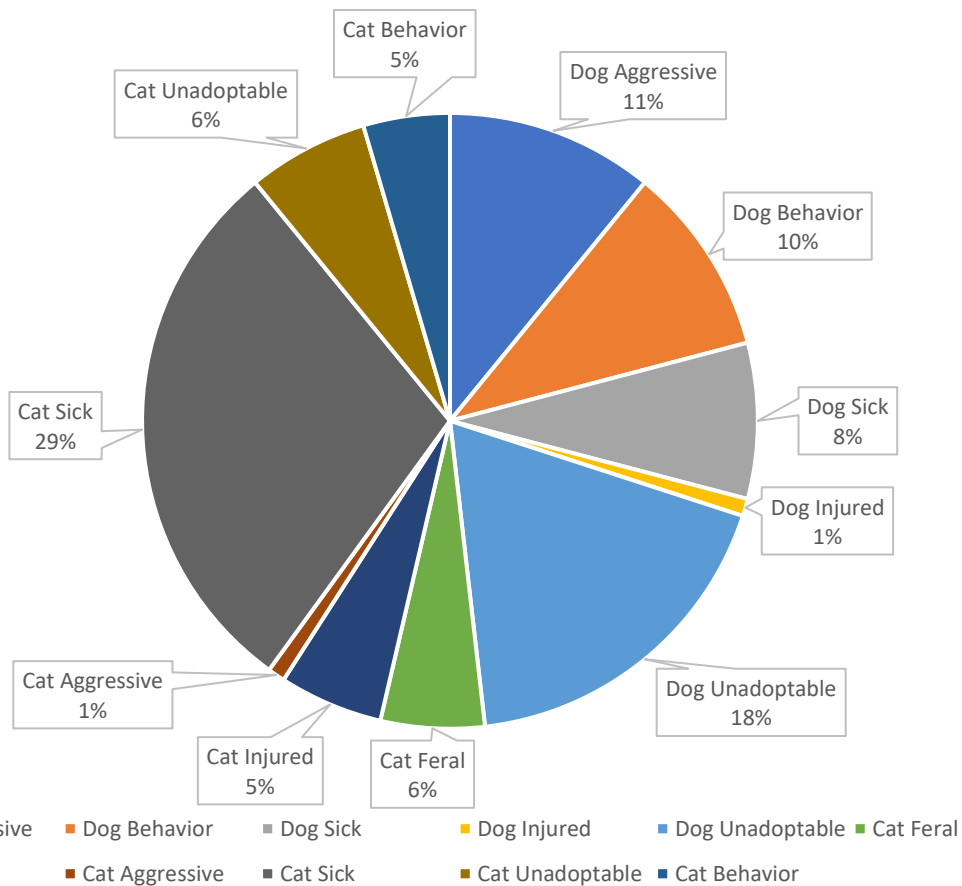


October 2023 Shelter Report

Euthanasia

Animal Euthanasia	110
Dogs/Puppies	53
Aggressive	12
Behavior	11
Sick	9
Injured	1
Unadoptable	20
Cats/Kittens	57
Feral	6
Injured	6
Aggressive	1
Sick	32
Unadoptable	7
Behavior	5

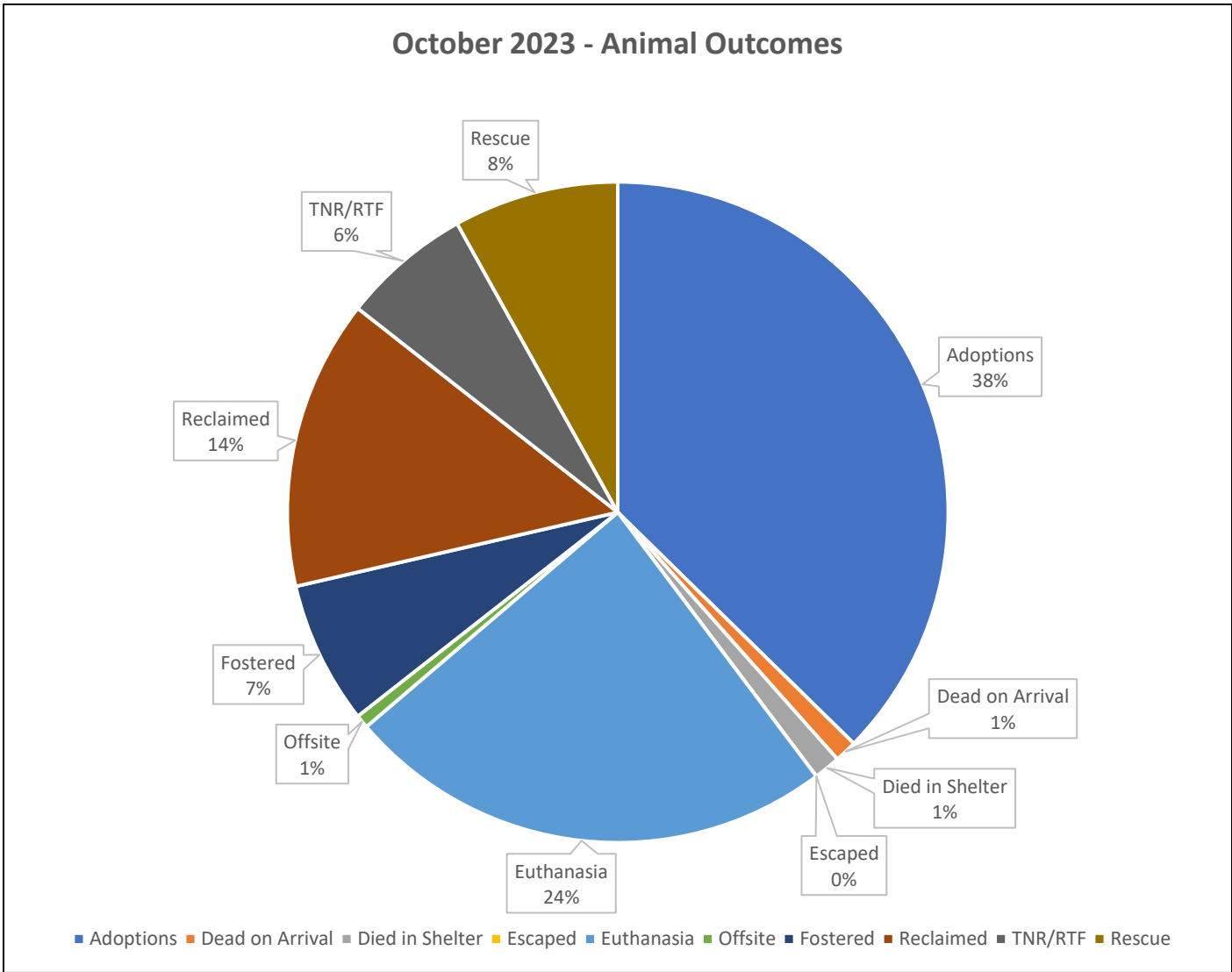
October 2023 - Animal Euthanasia



October 2023 Shelter Report

Outcomes

Animal Outcomes	455
Adoptions	171
Dead on Arrival	5
Died in Shelter	6
Escaped	0
Euthanasia	110
Offsite	3
Fostered	32
Reclaimed	65
RTF/TNR	29
Rescue	37

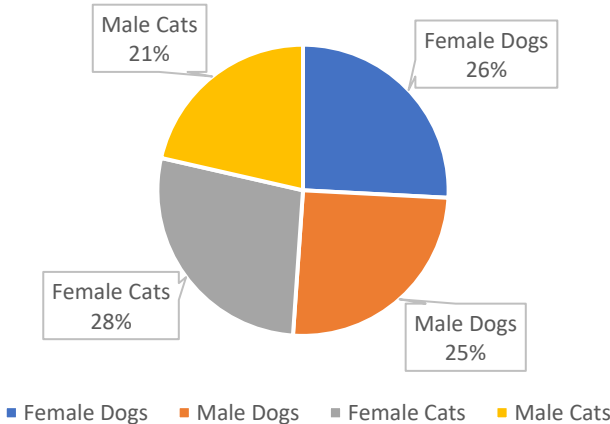


October 2023 Shelter Report

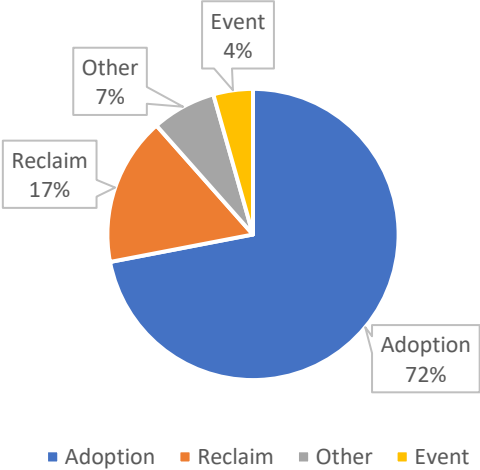
Microchips Issued

Microchips Implanted	182
Dogs – Female	47
Dogs – Male	46
Cats – Female	50
Cats – Male	39
Adoptions	131
Reclaimed	30
Other	13
Event	8

October 2023 - Microchips Implanted



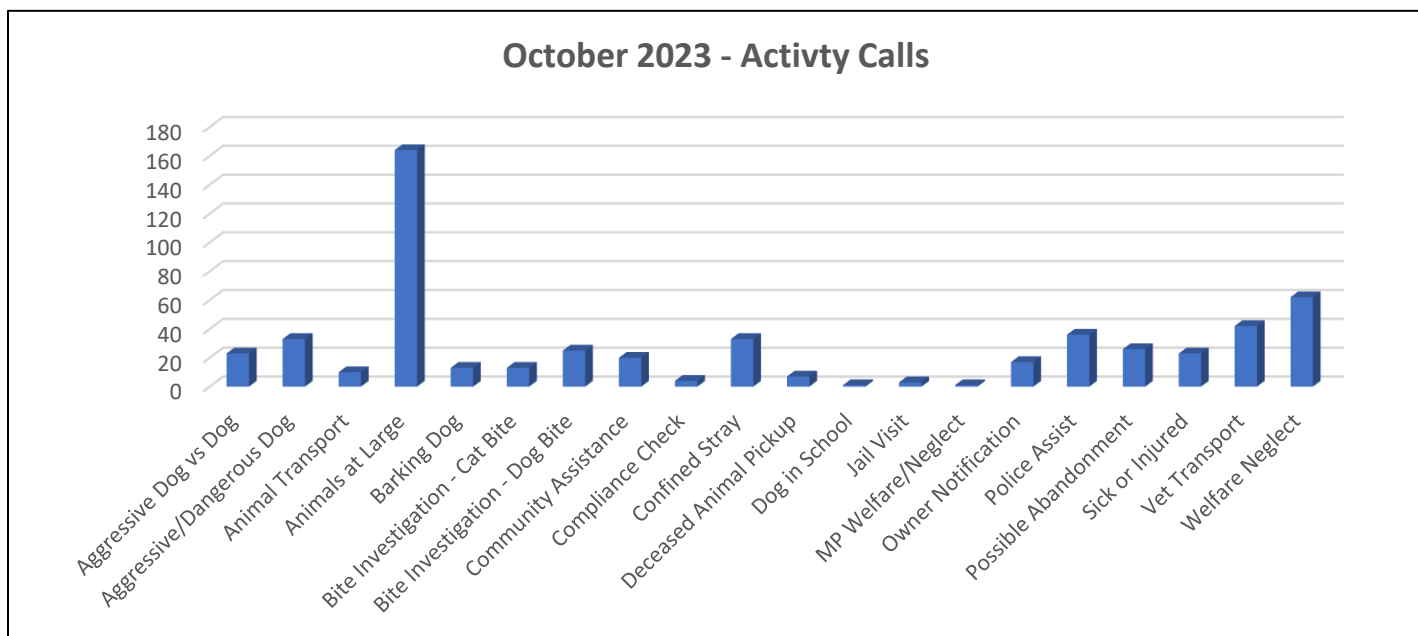
October 2023 - Microchip Reasons



October 2023 Shelter Report

Activity Calls

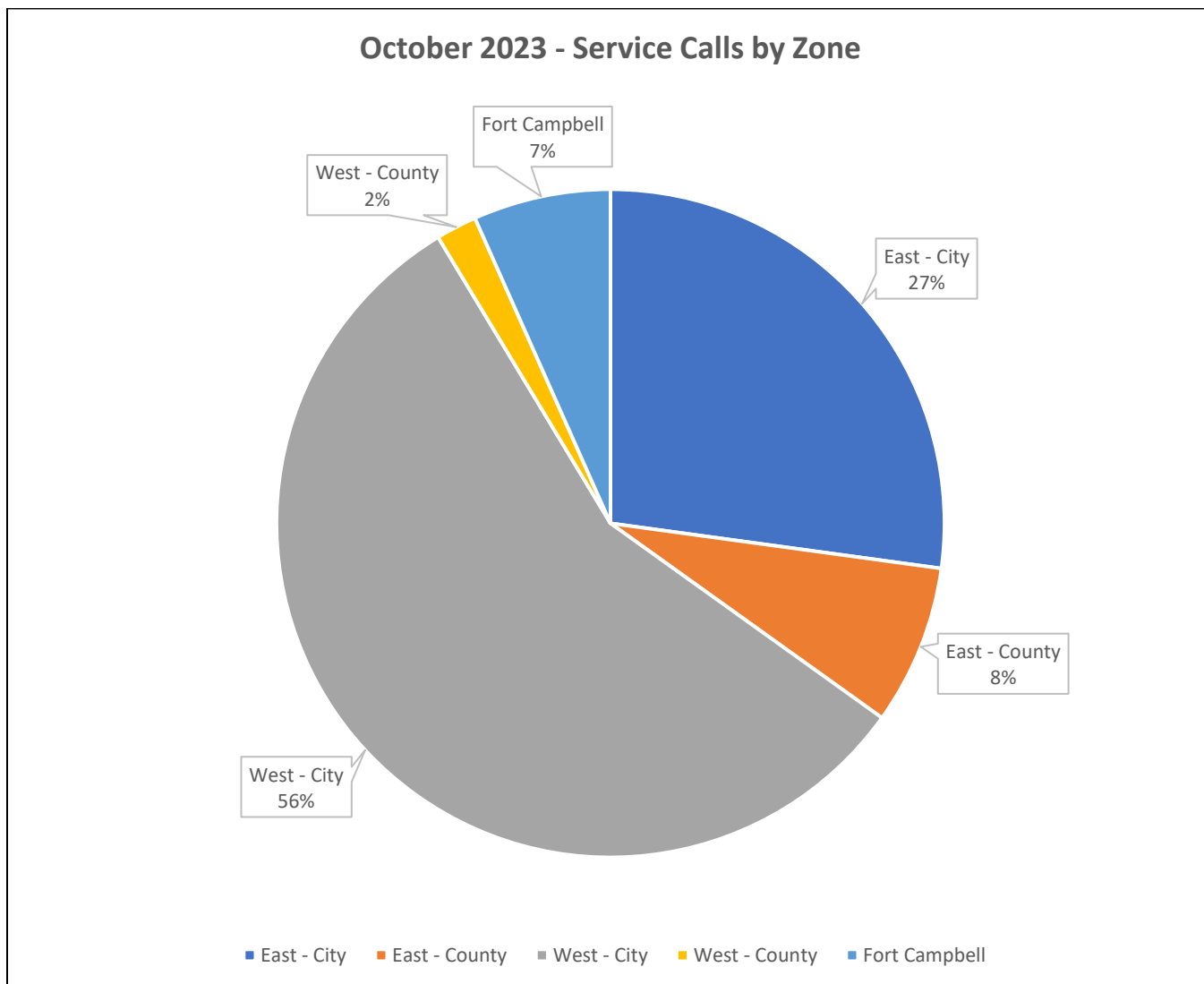
Service Calls	556
Aggressive Dog Vs Dog	23
Aggressive/Dangerous Dog	33
Animal Transport	10
Animal Left in Vehicle	0
Animals at Large	164
Barking Dog	13
Bites involving Cats	13
Bites involving Dogs	25
Bites Other Animals	0
Community Assistance	20
Compliance Check	4
Confined Stray	33
Dog in School	1
Deceased Animal Pick Up	7
Jail Visit	3
Owner Notification	17
Police Assist	36
Possible Abandonment	26
Possibly Rabid Animal	0
Set Trap	0
Sick or Injured Animal	23
Vet Transport	42
Welfare or Neglect Complaint	63



October 2023 Shelter Report

Activity Calls by Zones

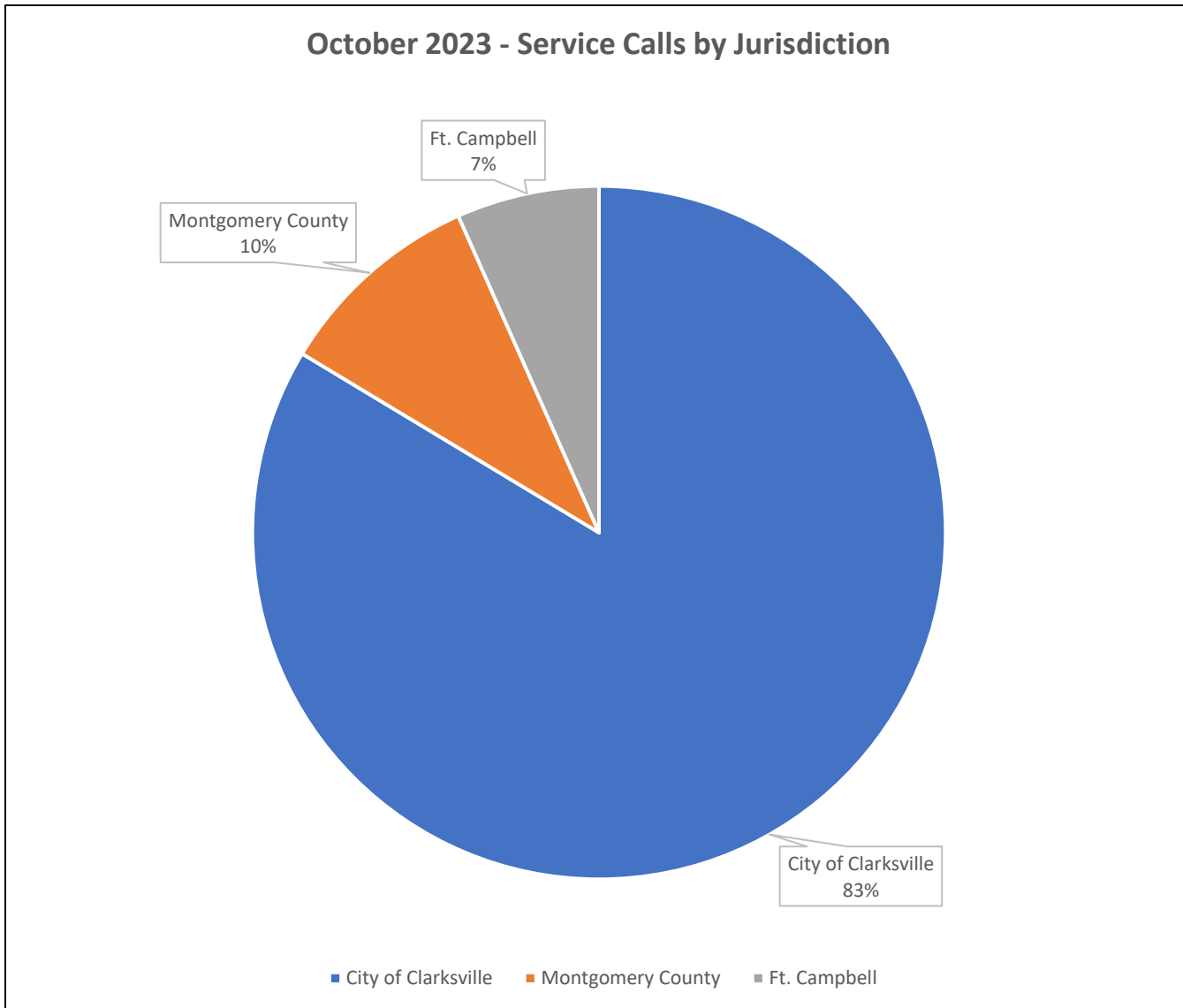
Service Calls by Zone	556
East City	151
East County	43
West City	314
West County	11
Ft. Campbell	37
Other	0



October 2023 Shelter Report

Activity Calls by Jurisdiction

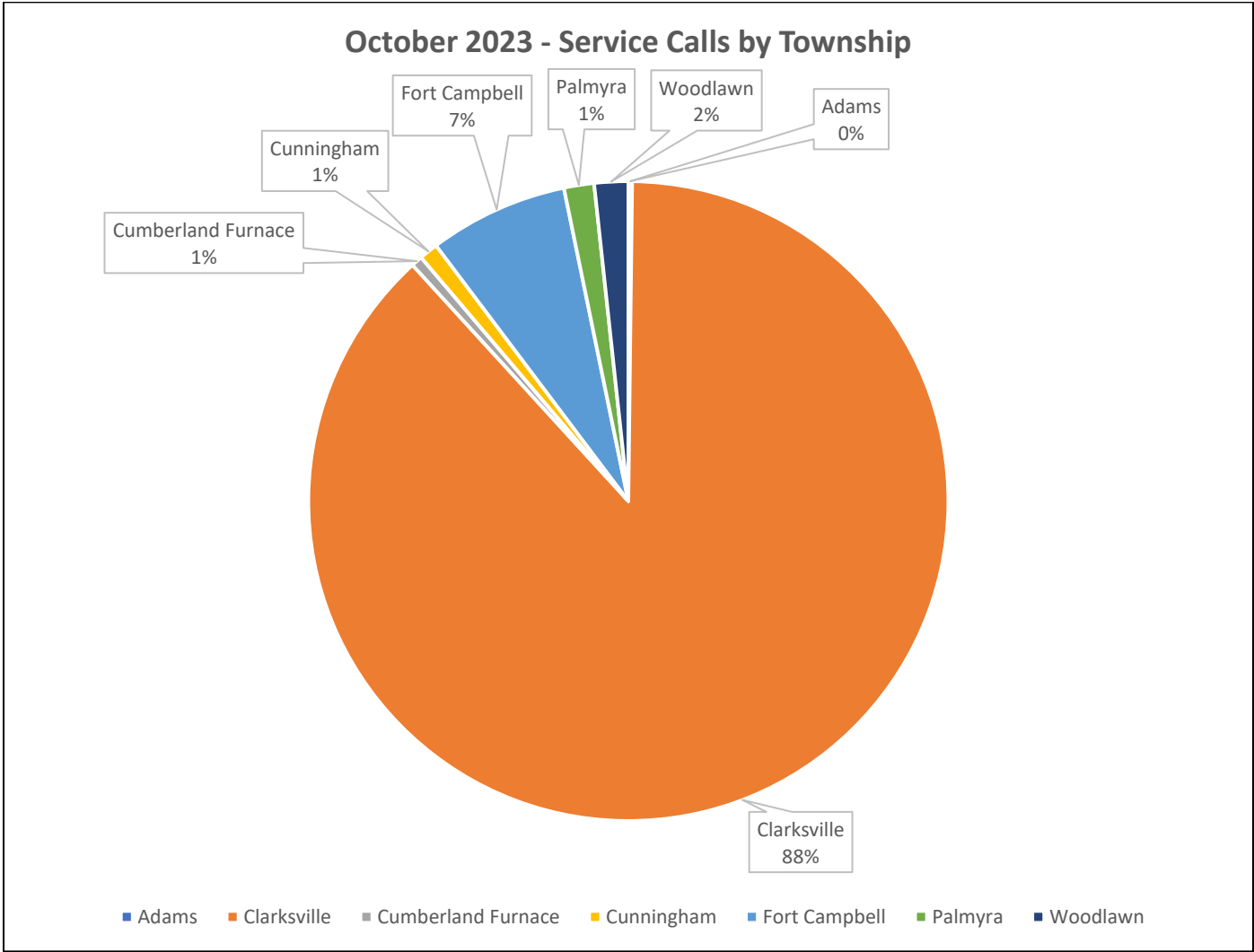
Service Calls by Jurisdiction	556
City of Clarksville	465
Montgomery County	54
Ft. Campbell	37
Out of County	0



October 2023 Shelter Report

Activity Calls by Townships

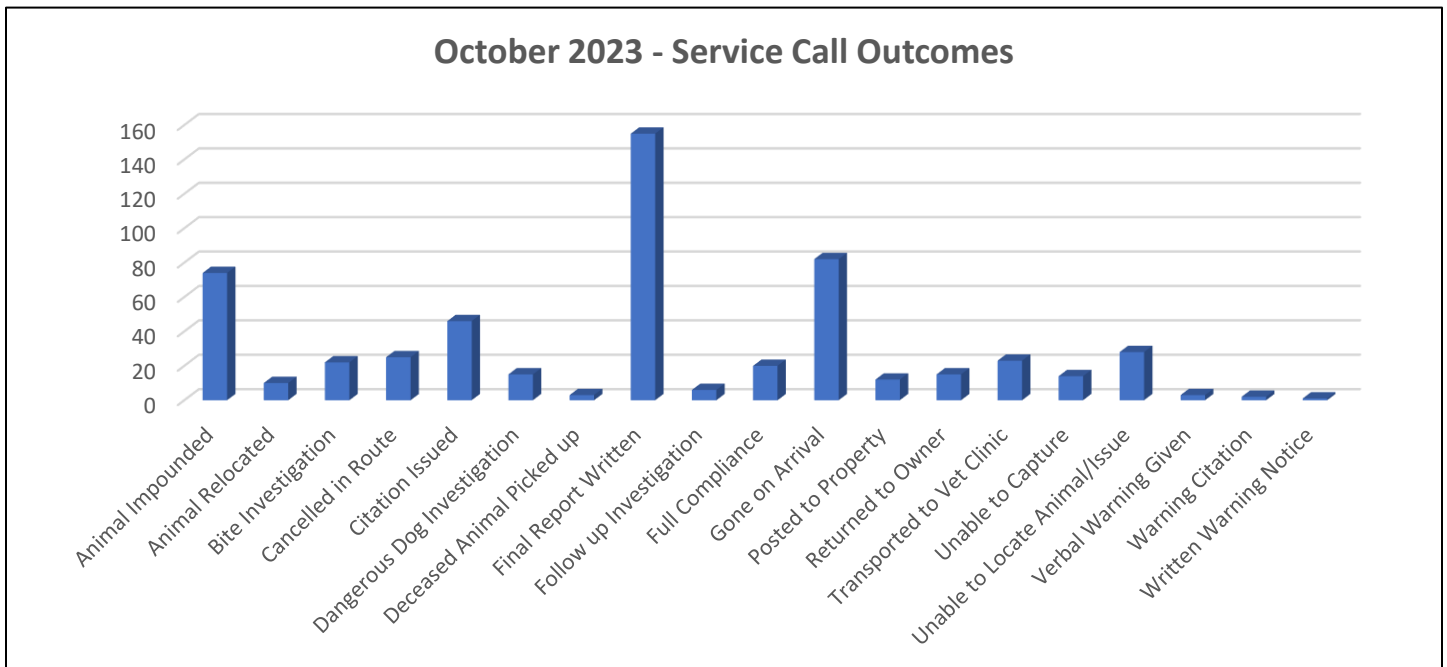
Service Calls by Township	556
Adams	1
Clarksville	463
Cumberland Furnace	3
Cumberland City	0
Cunningham	5
Fort Campbell	37
Indian Mound	0
Palmyra	8
Southside	0
Woodlawn	9
Other	0



October 2023 Shelter Report

Activity Call Outcomes

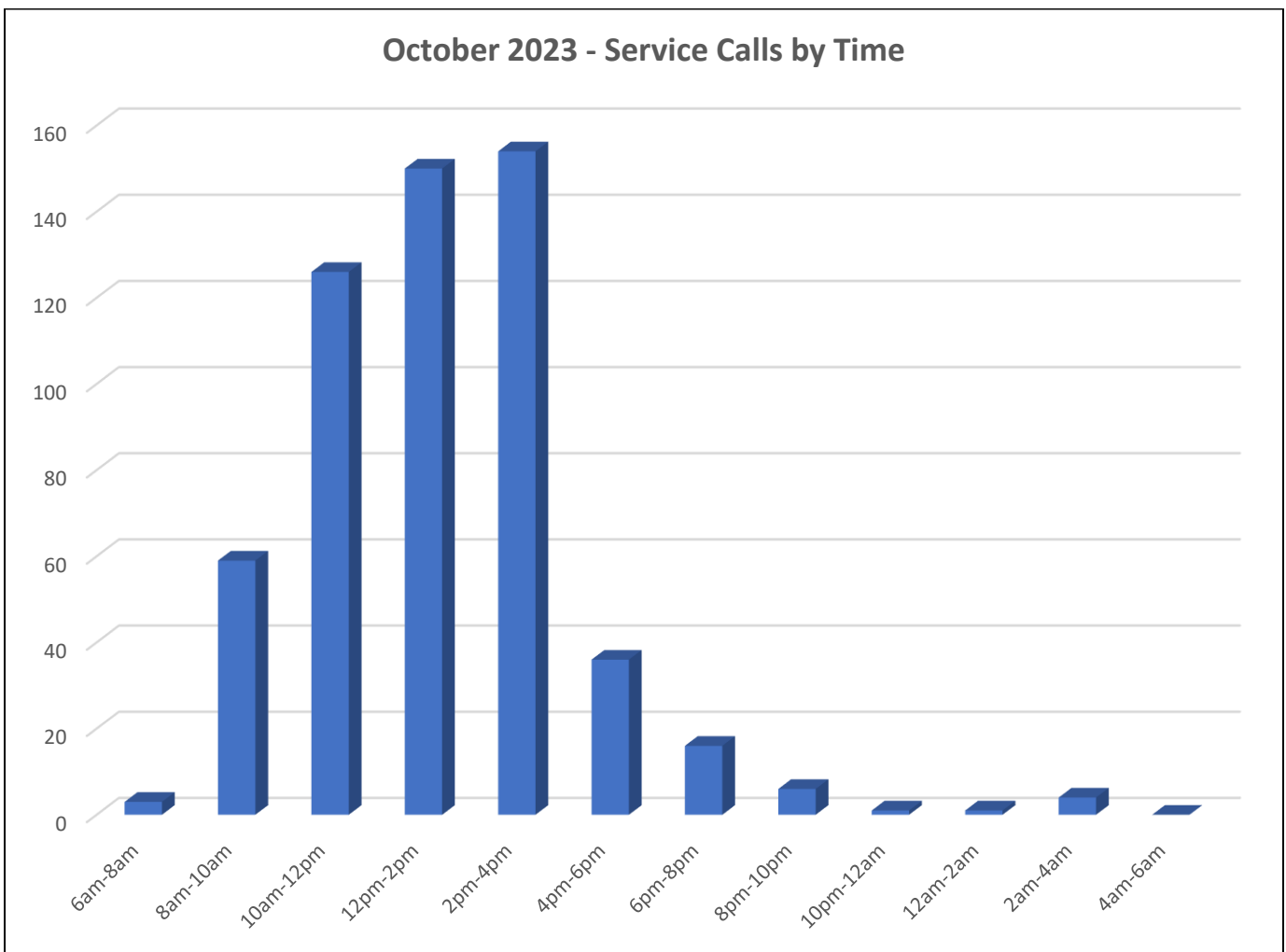
Service Calls Outcomes	556
Animal Impounded	74
Animal Relocated	10
Bite Investigation	22
Cancelled in Route	25
Citation issued	46
Cruelty Investigation	0
Dangerous Dog Investigation	15
Deceased Animal Pick Up	3
Final Report Written	155
Follow Up Investigation	6
Full Compliance	20
Gone on Arrival	82
Pick up Trap	0
Posted to Property	12
Returned to Owner	15
Returned to Field	0
Transported to Vet Clinic	23
Unable to Capture	14
Unable to Locate Animal/Issue	28
Verbal Warning	3
Warning Citation	2
Written Warning Notice	1



October 2023 Shelter Report

Activity by Time of Day

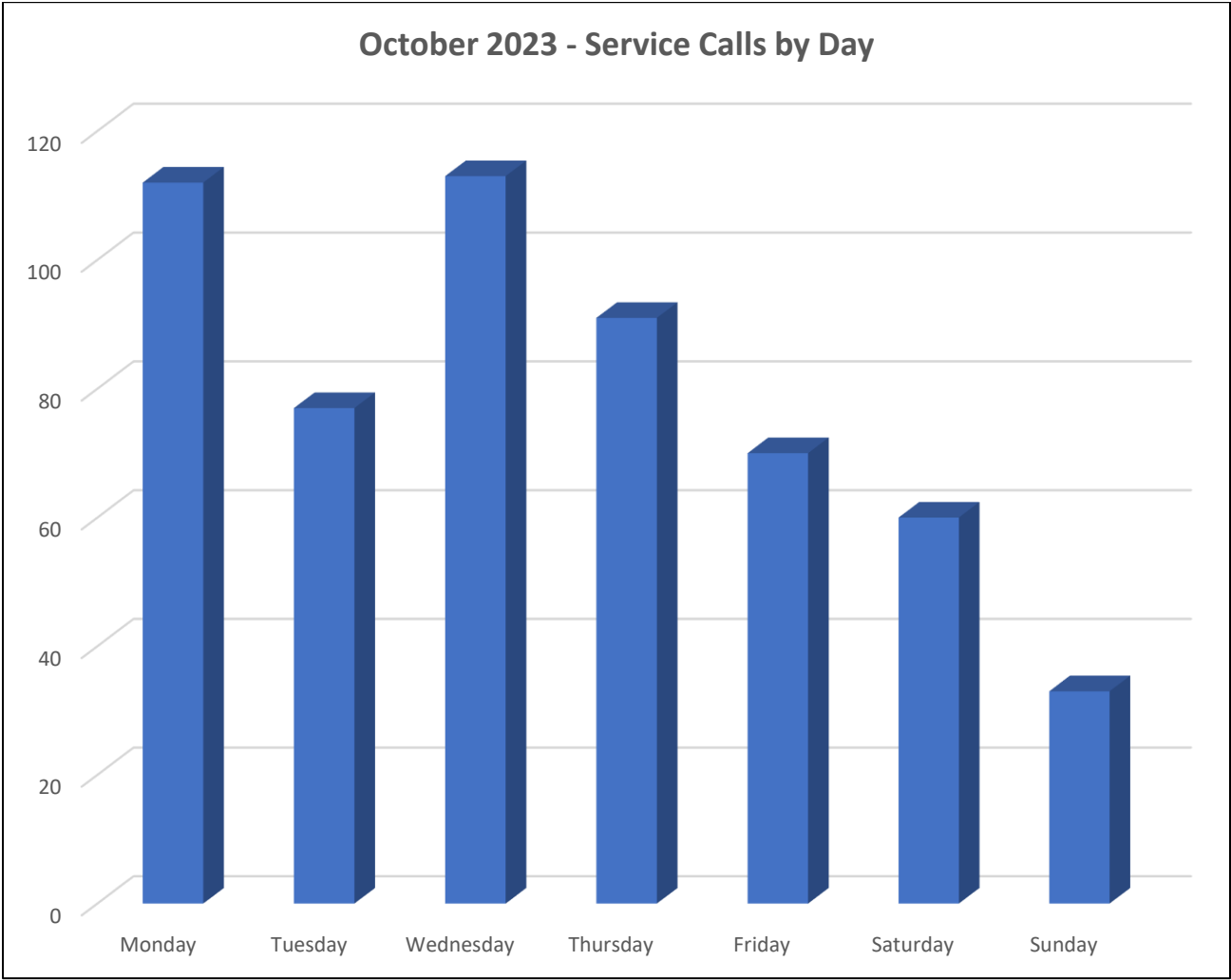
Service Calls by Time of Day	556
6am to 8am	3
8am to 10am	59
10am to 12pm	126
12pm to 2pm	150
2pm to 4pm	154
4pm to 6pm	36
6pm to 8pm	16
8pm to 10pm	6
10pm to 12am	1
12am to 2am	1
2am to 4am	4
4am to 6am	0



October 2023 Shelter Report

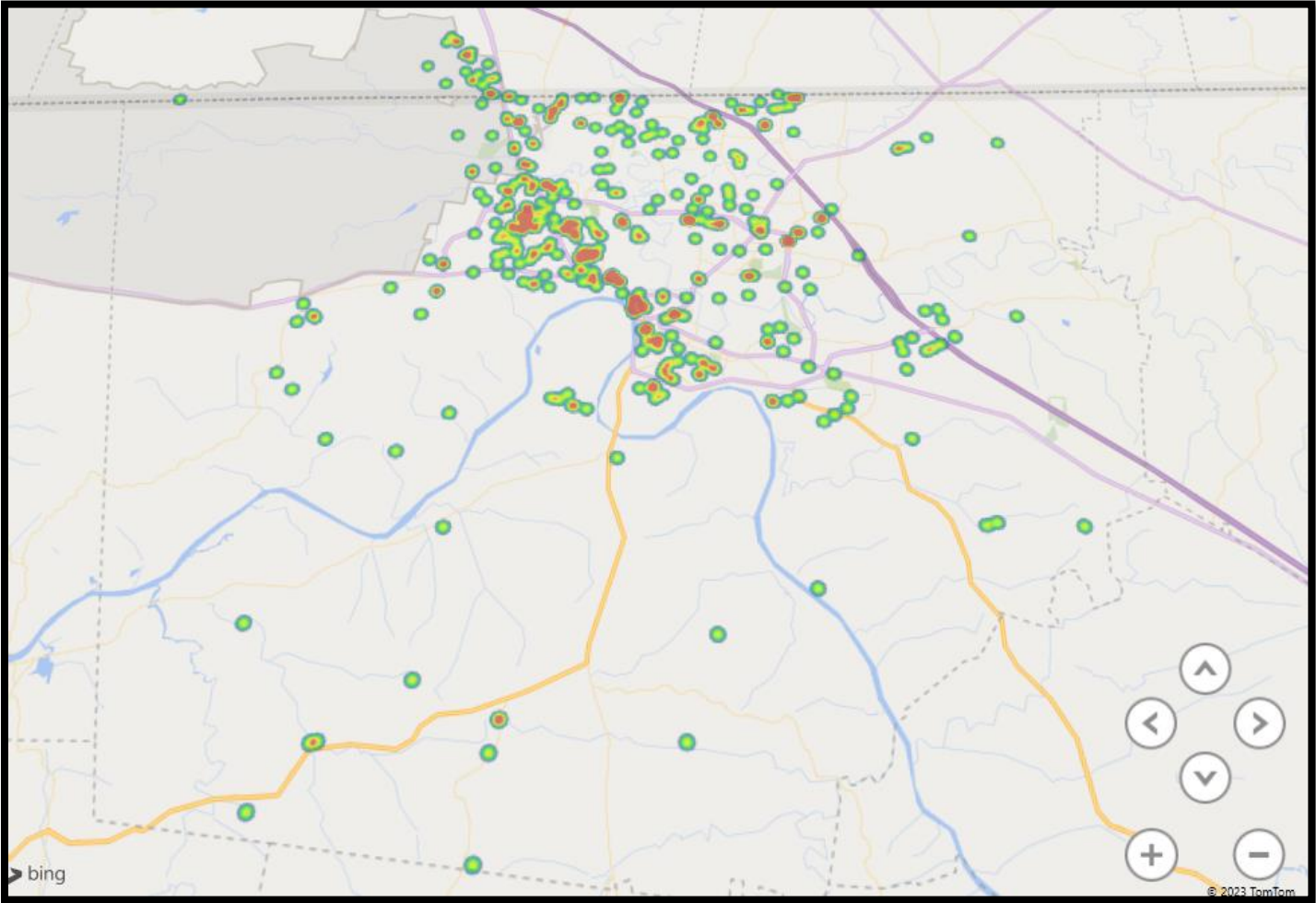
Activity by Day of Week

Service Calls by Day	556
Monday	112
Tuesday	77
Wednesday	113
Thursday	91
Friday	70
Saturday	60
Sunday	33



October 2023 Shelter Report

Activity Heat Map

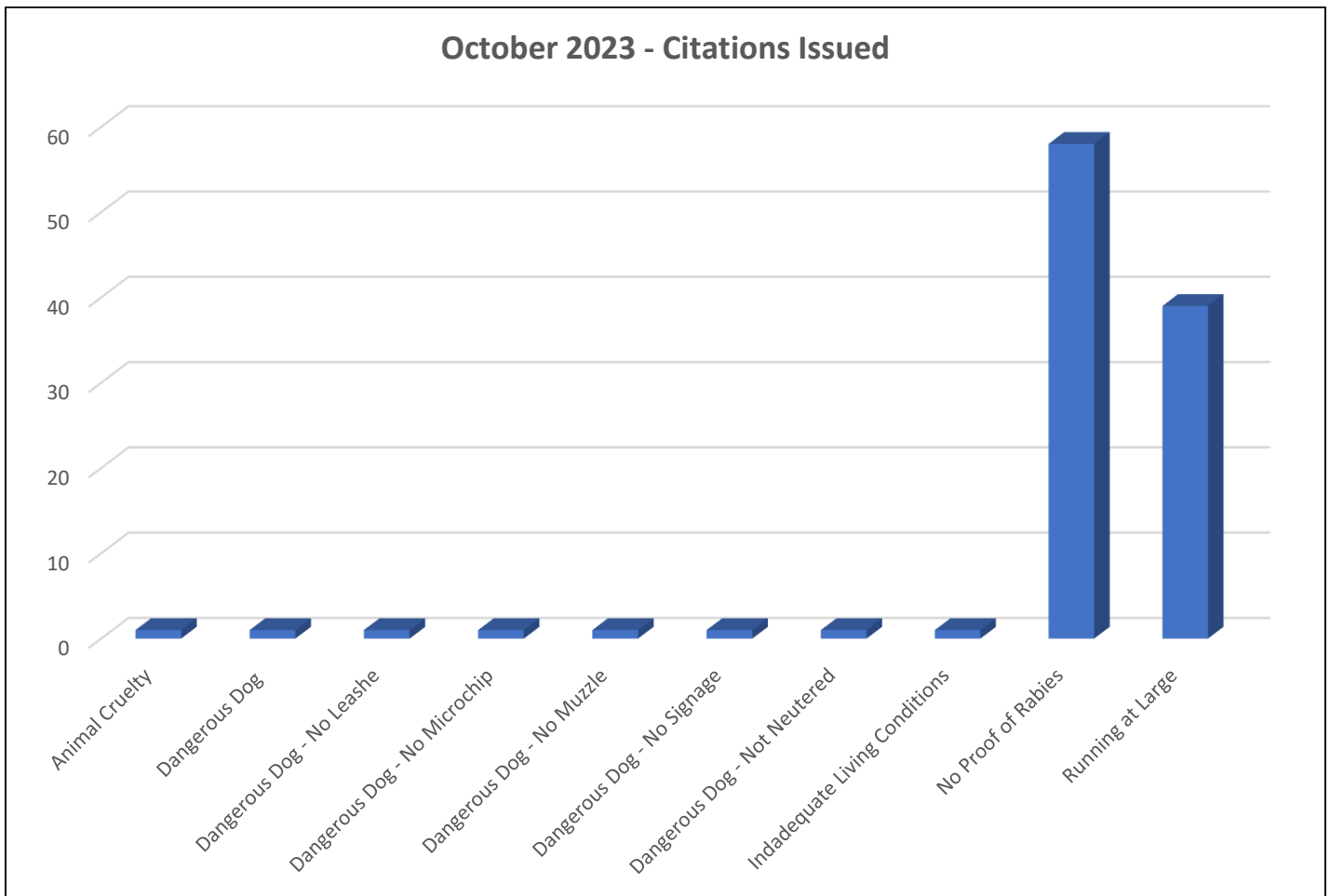


October 2023 Shelter Report

Citations Issued

Citations Issued		105
Animal Cruelty		1
Dangerous Dog Violations		7
Inadequate Living Conditions		1
No Proof of Current Rabies		58
Running at Large		39

Citation Outcomes		105
Sent to General Sessions		73
Rectified Prior to Court		23
Pending		5
Warning Citation		4



2023 Totals

Activity	Jan.	Feb.	Mar.	Apr.	May	Jun.	Jul.	Aug.	Sep.	Oct.	Nov.	Dec.	Total	2022	% Change
Owner Surrenders	49	50	56	63	70	41	52	44	41	30			496		
Intakes	348	334	354	386	478	427	426	412	419	450			4,034		
Stray Dog	148	139	179	172	198	166	185	170	161	162			1,680		
Stray Cat	85	74	57	101	134	141	114	131	164	152			1,453		
Calls for Service	641	609	745	703	742	667	555	601	561	556			6,380		
Euthanasia dog	42	34	47	46	48	66	60	53	59	53			508		
Euthanasia Cat	15	15	21	17	16	34	61	52	48	57			336		
Microchips Issued	109	123	123	124	160	131	140	110	132	182			1,334		
Adoptions	122	130	121	106	147	131	144	113	138	171			1,323		
Rescue/Transfer	68	44	54	70	39	52	23	38	51	51			490		
Incoming Phone Calls	2,347	1,913	2,345	2,225	2,540	2,246	2,266	2,454	2,131	2,257			22,724		

Live Release Rate%	Jan.	Feb.	Mar.	Apr.	May	Jun.	Jul.	Aug.	Sep.	Oct.	Nov.	Dec.	Total	2022	% Change
Dogs	89%	83%	81%	80%	82%	71%	75%	74%	67%	75%			78%		
Cats	91%	84%	78%	83%	85%	72%	57%	54%	71%	69%			75%		
Total Live Release	90%	83%	80%	81%	82%	71%	68%	67%	69%	72%			77%		

2022 Totals

Activity	Jan.	Feb.	Mar.	Apr.	May	Jun.	Jul.	Aug.	Sep.	Oct.	Nov.	Dec.	Total	2021	% Change
Owner Surrenders	31	110	75	41	31	56	36	47	54	48	49	52	661	633	4%
Intakes	234	320	329	313	384	396	313	508	456	434	369	382	4,438	3,761	15%
Stray Dog	114	109	150	108	119	129	158	202	171	153	166	192	1,792	1,435	20%
Stray Cat	67	47	80	129	195	175	91	177	164	146	78	62	1,411	1,065	25%
Calls for Service	397	409	614	615	592	628	637	649	630	642	636	681	7,130	5,328	25%
Euthanasia dog	19	32	27	21	24	35	36	64	55	27	50	64	419	232	45%
Euthanasia Cat	11	27	30	18	29	84	42	52	73	66	46	18	383	350	8%
Microchips Issued	128	99	150	123	140	144	193	172	128	170	135		1,438	1,636	-12%
Adoptions	137	99	142	122	110	142	184	187	141	186	122	177	1,607	1,523	5%
Rescue/Transfer	60	68	75	131	77	68	35	85	83	63	46	67	790	972	-18%
Incoming Phone Calls	**	**	**	**	**	**	**	**	**	2,400	2,192	2,155	6,747	---	---

Live Release Rate%	Jan.	Feb.	Mar.	Apr.	May	Jun.	Jul.	Aug.	Sep.	Oct.	Nov.	Dec.	Total	2021	% Change
Dogs	89.4%	83%	87%	91%	88%	85%	86%	76%	76%	89%	76%	77%	84%	86%	-2%
Cats	90%	73%	75%	88%	78%	54%	71%	71%	56%	65%	60%	87%	72%	72%	0%
Total Live Release	89.4%	80%	83%	90%	84%	72%	80%	74%	67%	78%	71%	81%	80%	85%	-5%

