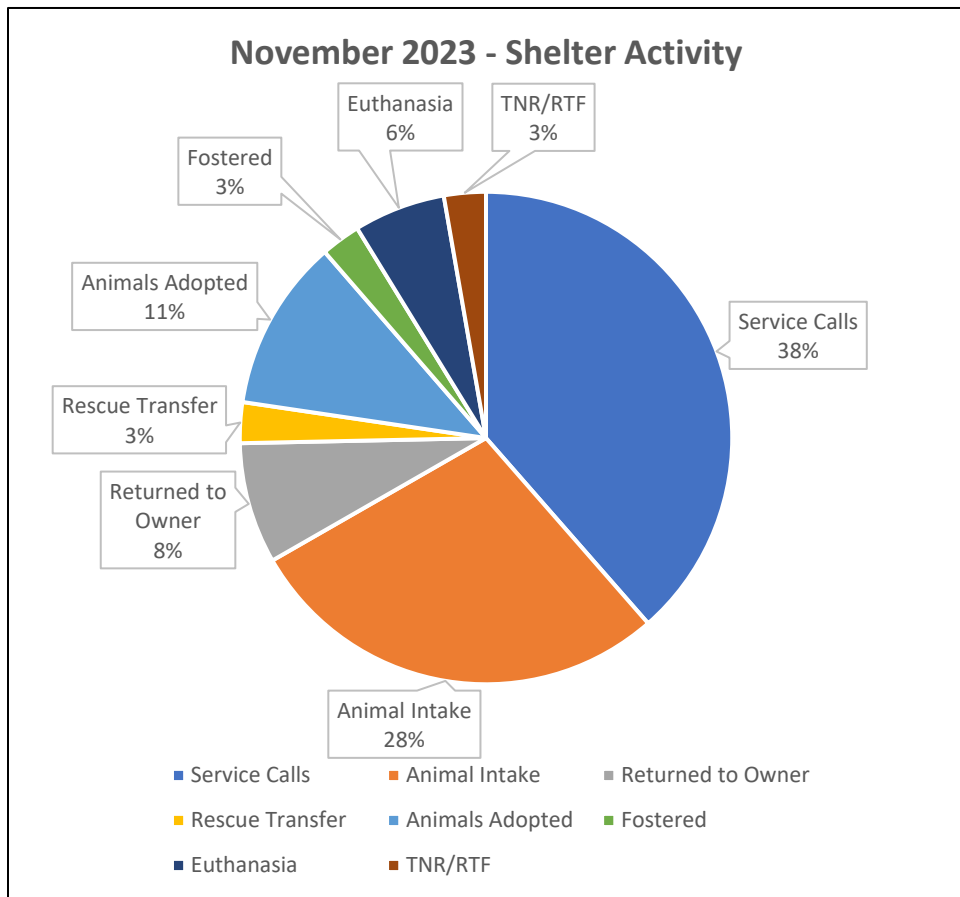




November 2023 Shelter Report

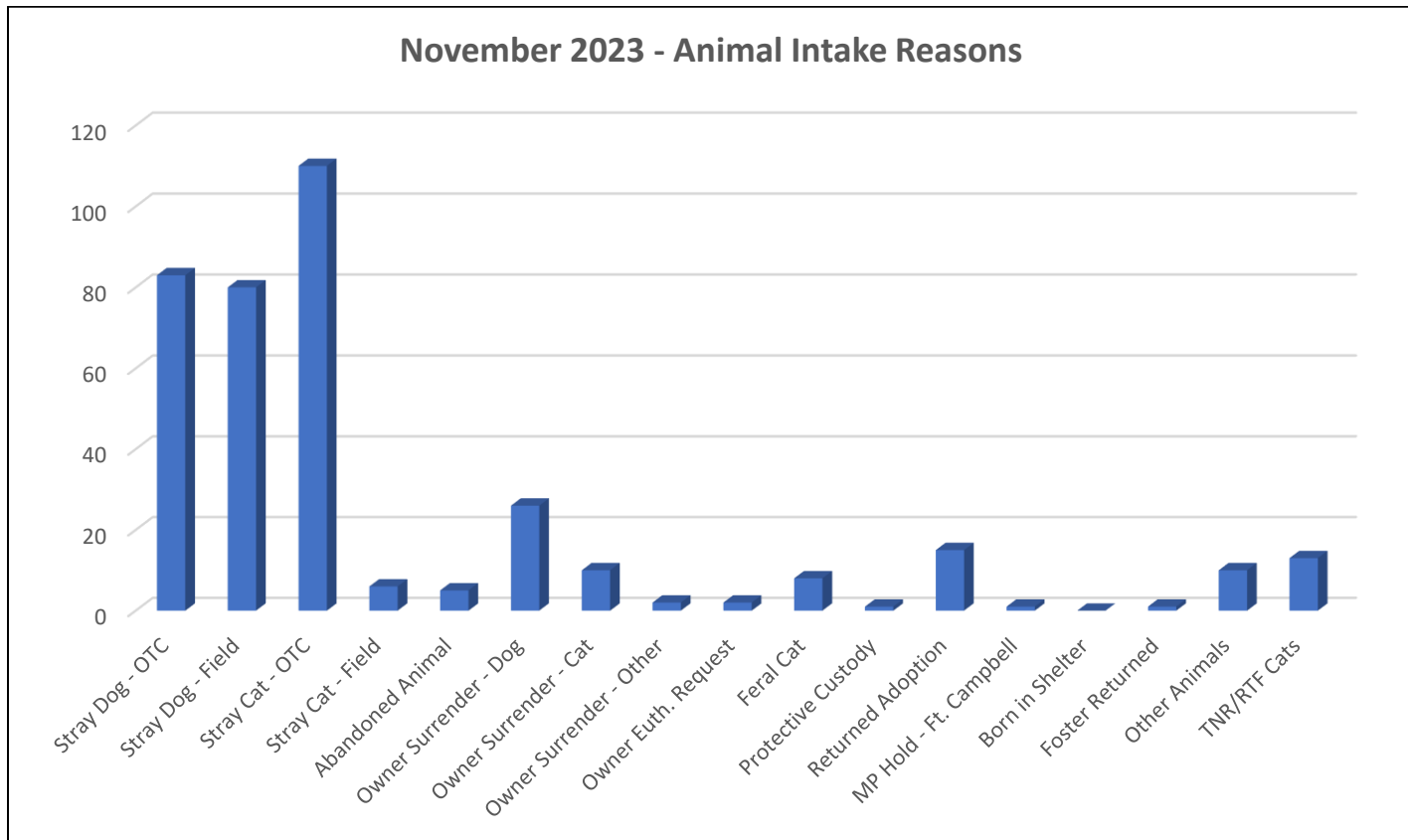
November 2023	
Activity Calls	519
Animal Intakes	379
Dogs	218
Cats	148
Other	13
Incoming Per Day	16.5
Returned to Owner	107
Dogs – In Field	16
Cats – In Field	0
Dogs – From Shelter	84
Cats – From Shelter	7
Rescue Transfers	36
Dogs Transferred	28
Cats Transferred	7
Animals Adopted	152
Dogs Adopted	70
Cats Adopted	71
Other Animals	11
Fostered	35
Dogs Fostered	13
Cats Fostered	22
Euthanasia	81
Dogs Euthanized	48
Cats Euthanized	27
TNR/Returned to Field	37
Visitors to Shelter	1,033
Avg. Visitors per Day	57
Incoming Phone Calls	1,967
Avg. Calls per Day	82



November 2023 Shelter Report

Animal Intake Reasons

Intake Reasons	373
Stray Dog – OTC	83
Stray Dog – Field	80
Stray Cat – OTC	110
Stray Cat – Field	6
Abandoned Animal	5
Owner Surrender – Dog	26
Owner Surrender - Cat	10
Owner Surrender - Other	2
Owner Euth. Request	2
Feral Cat	8
Protective Custody	1
Returned Adoption	15
MP Hold – Ft. Campbell	1
Born in Shelter	0
Foster Returned	1
Other Animals	10
TNR/RTF Cats	13

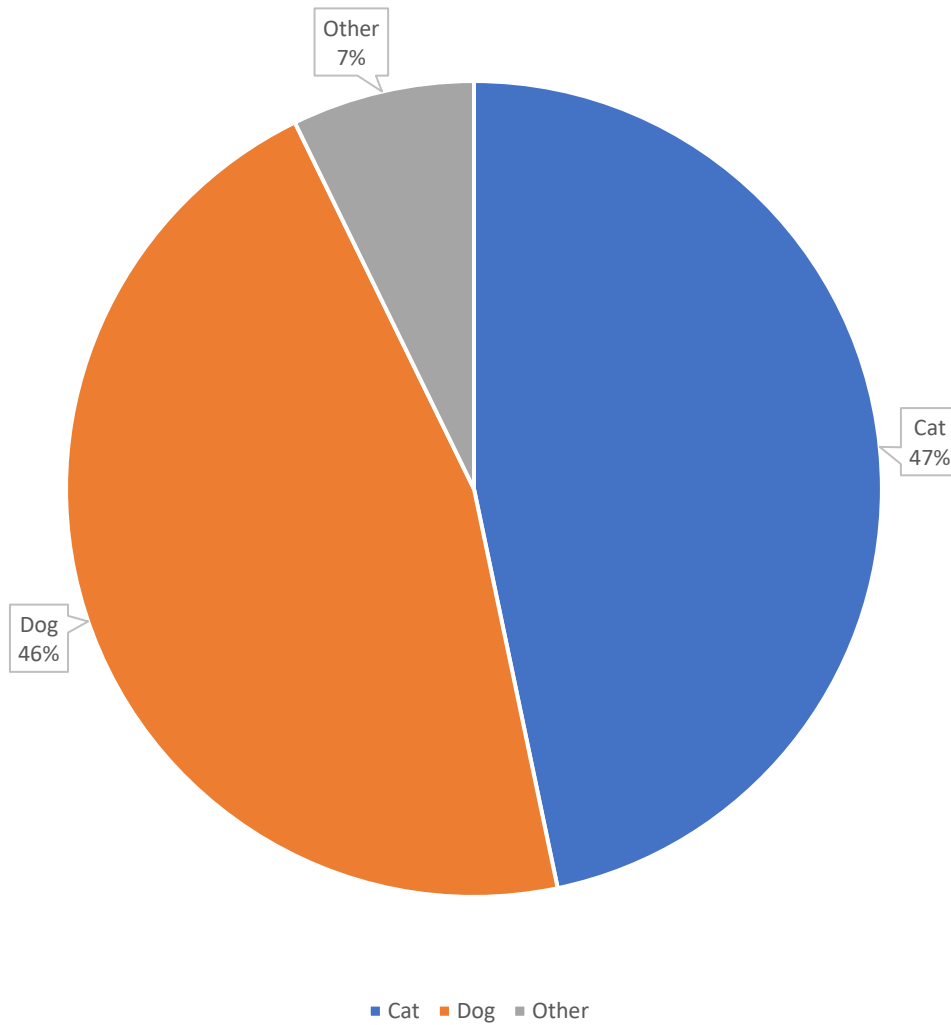


November 2023 Shelter Report

Animal Adoptions

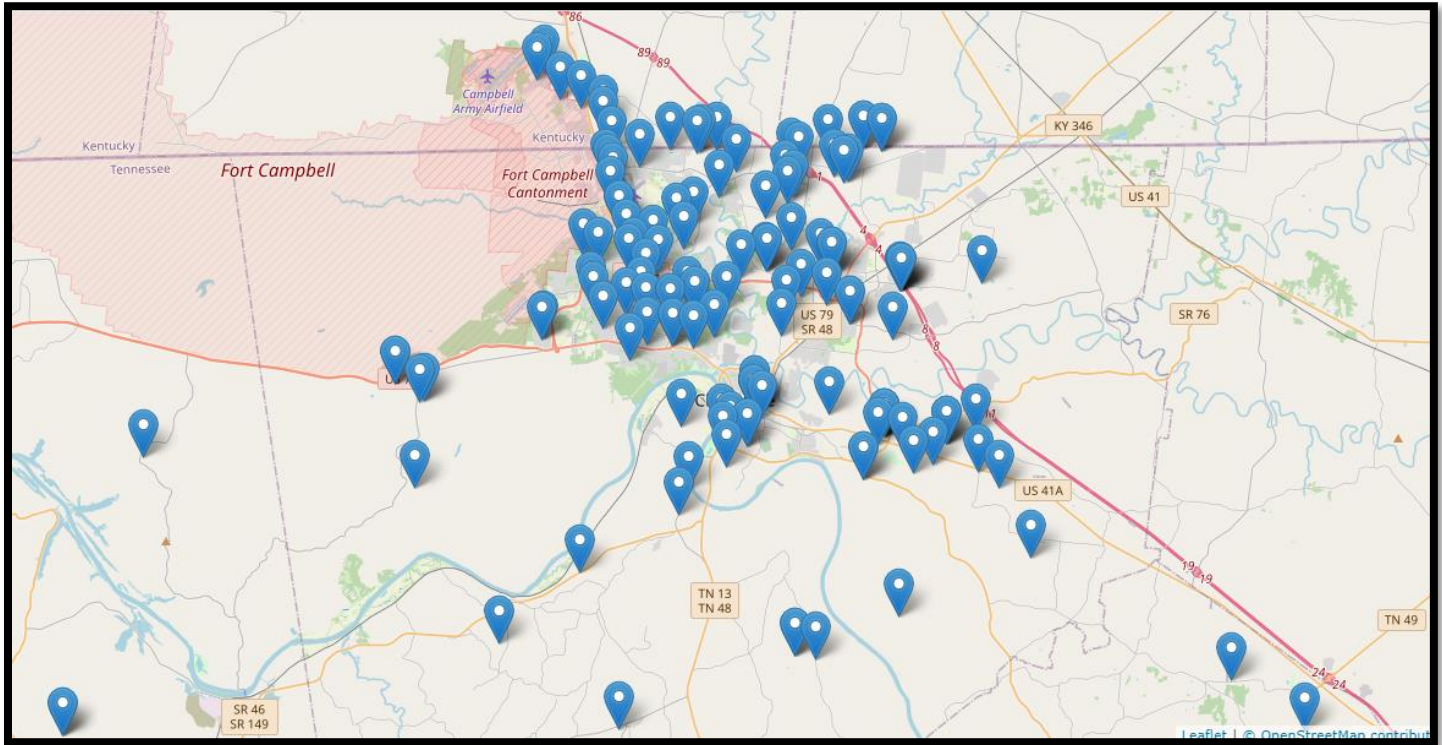
Adoptions	152
Dogs/Puppies	70
Cats/Kittens	71
Other Animals	11

November 2023 - Animal Adoptions



November 2023 Shelter Report

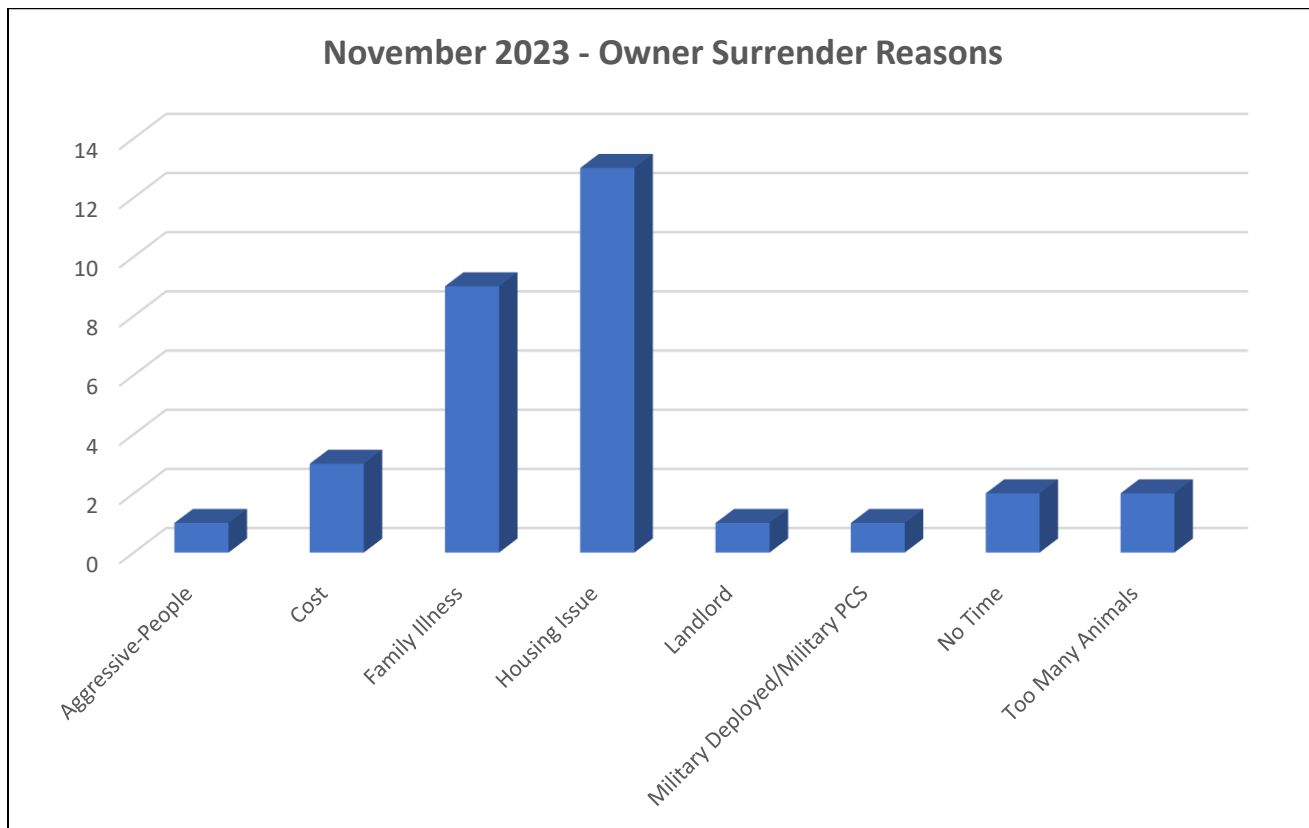
Adoptions Map



November 2023 Shelter Report

Owner Surrenders

Owner Surrender Reason	32
Dogs	20
Aggressive – People	1
Cost	1
Family Illness	8
Housing Issue	7
Landlord	1
Military/Deployed	1
No Time	1
Cats	10
Cost	2
Family Illness	1
Housing Issue	5
Too Many Animals	2
Other Animals	2
No Time	1
Housing Issue	1

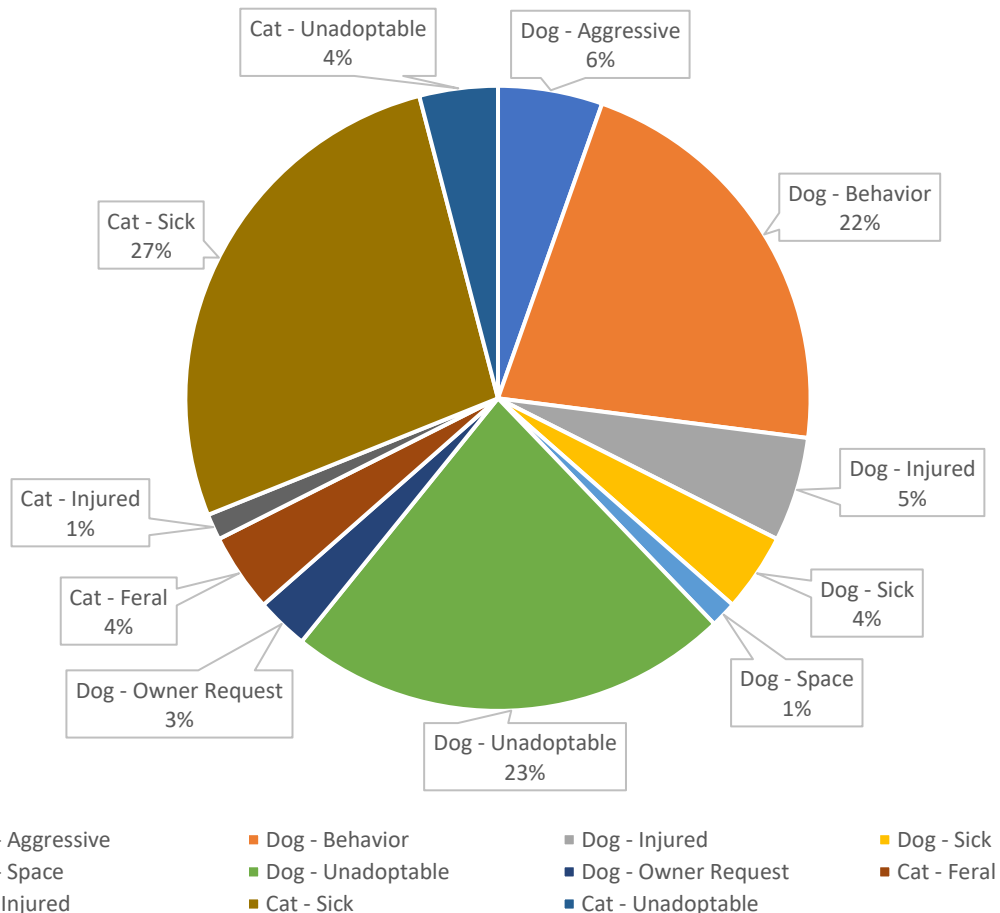


November 2023 Shelter Report

Euthanasia

Animal Euthanasia	74
Dogs/Puppies	47
Aggressive	4
Behavior	16
Sick	3
Injured	4
Unadoptable	17
Space	1
Cats/Kittens	29
Feral	3
Injured	1
Aggressive	0
Sick	20
Unadoptable	3
Behavior	0

November 2023 - Animal Euthanasia

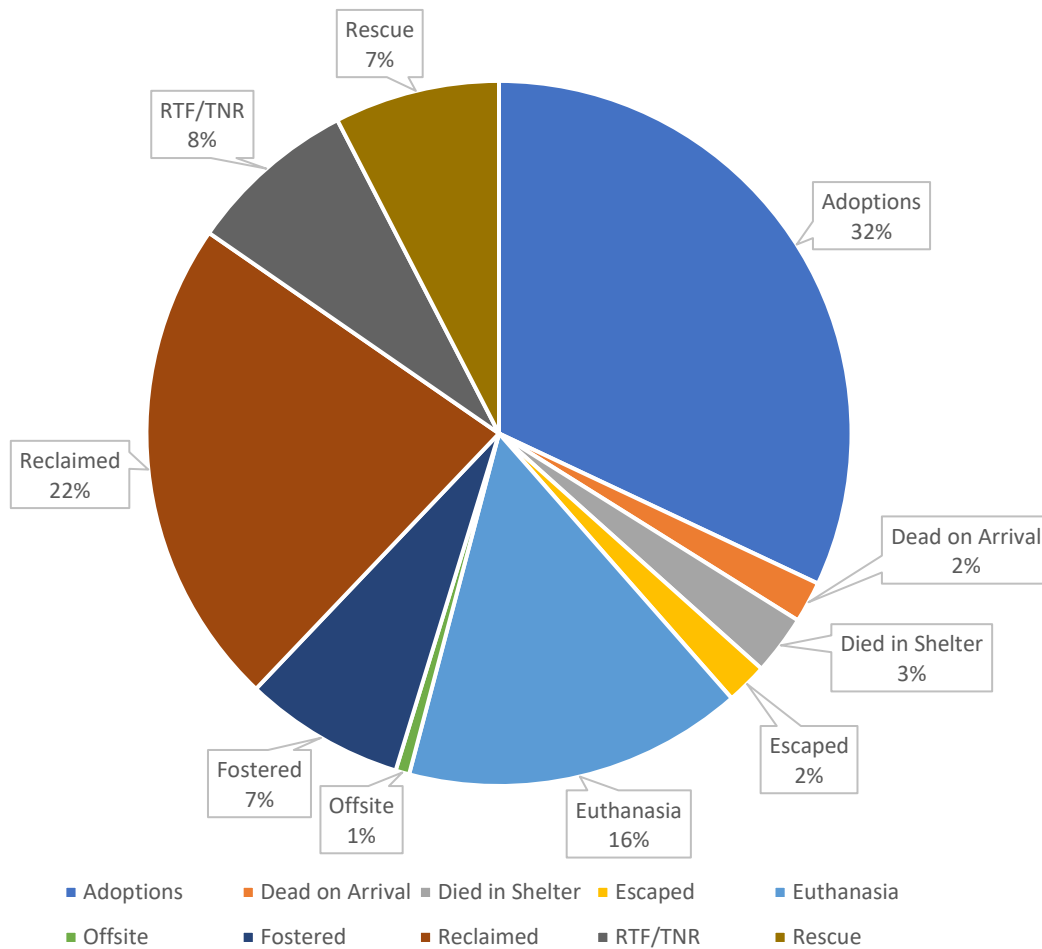


November 2023 Shelter Report

Outcomes

Animal Outcomes	475
Adoptions	152
Dead on Arrival	9
Died in Shelter	13
Escaped	0
Euthanasia	74
Offsite	3
Fostered	35
Reclaimed	107
RTF/TNR	37
Rescue	36

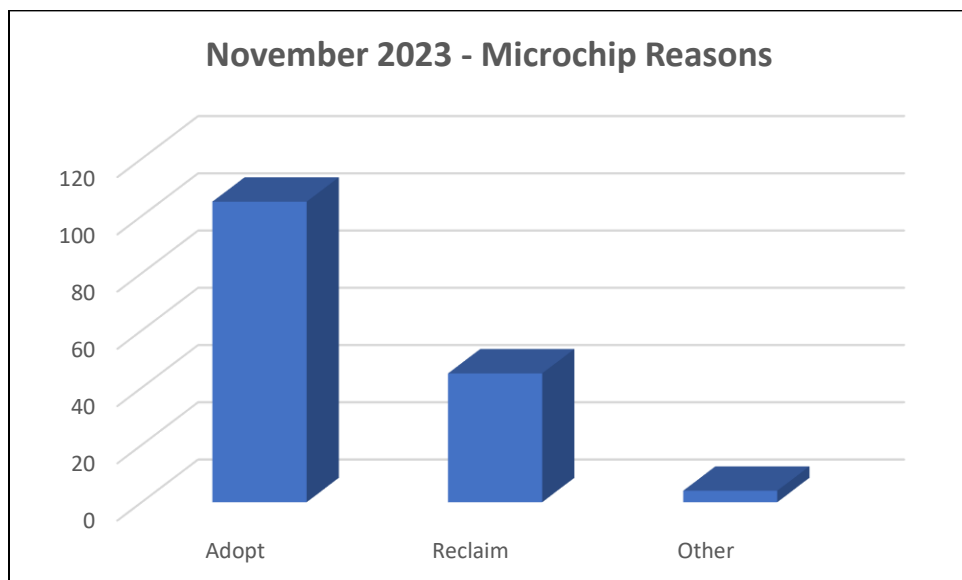
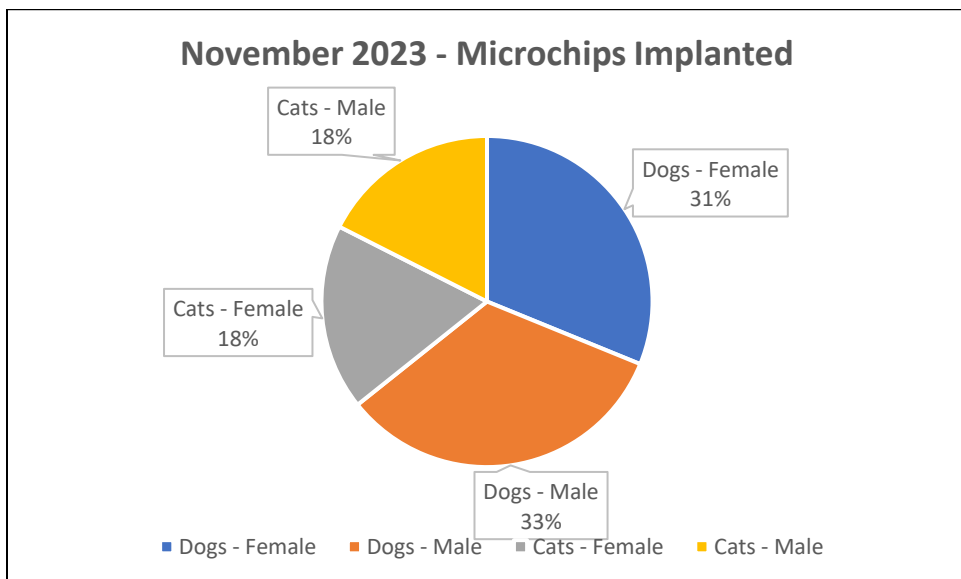
November 2023 - Animal Outcomes



November 2023 Shelter Report

Microchips Issued

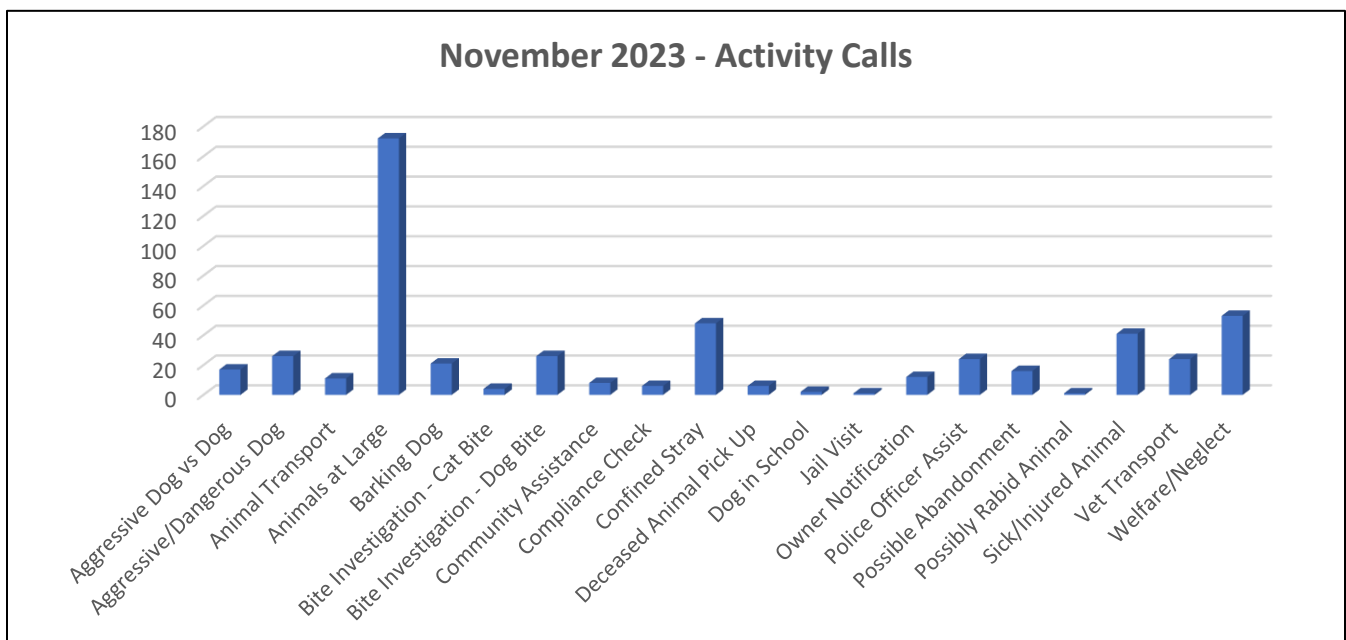
Microchips Implanted	154
Dogs – Female	48
Dogs – Male	51
Cats – Female	28
Cats – Male	27
Adoptions	105
Reclaimed	45
Other	4
Event	0



November 2023 Shelter Report

Activity Calls

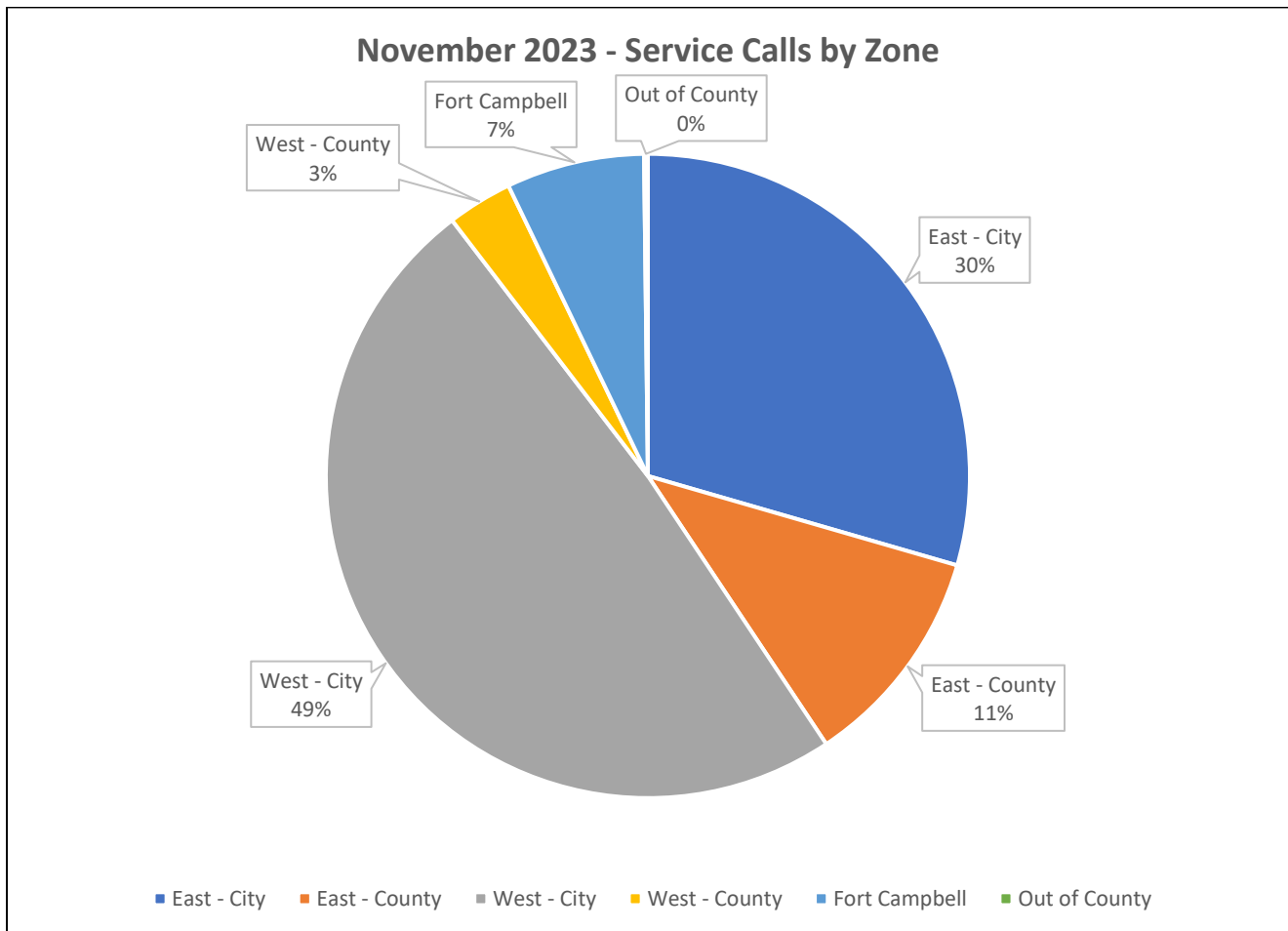
Service Calls	519
Aggressive Dog Vs Dog	17
Aggressive/Dangerous Dog	26
Animal Transport	11
Animal Left in Vehicle	0
Animals at Large	172
Barking Dog	21
Bites involving Cats	4
Bites involving Dogs	26
Bites Other Animals	0
Community Assistance	8
Compliance Check	6
Confined Stray	48
Dog in School	6
Deceased Animal Pick Up	2
Jail Visit	1
Owner Notification	12
Police Assist	24
Possible Abandonment	16
Possibly Rabid Animal	1
Set Trap	41
Sick or Injured Animal	24
Vet Transport	24
Welfare or Neglect Complaint	53



November 2023 Shelter Report

Activity Calls by Zones

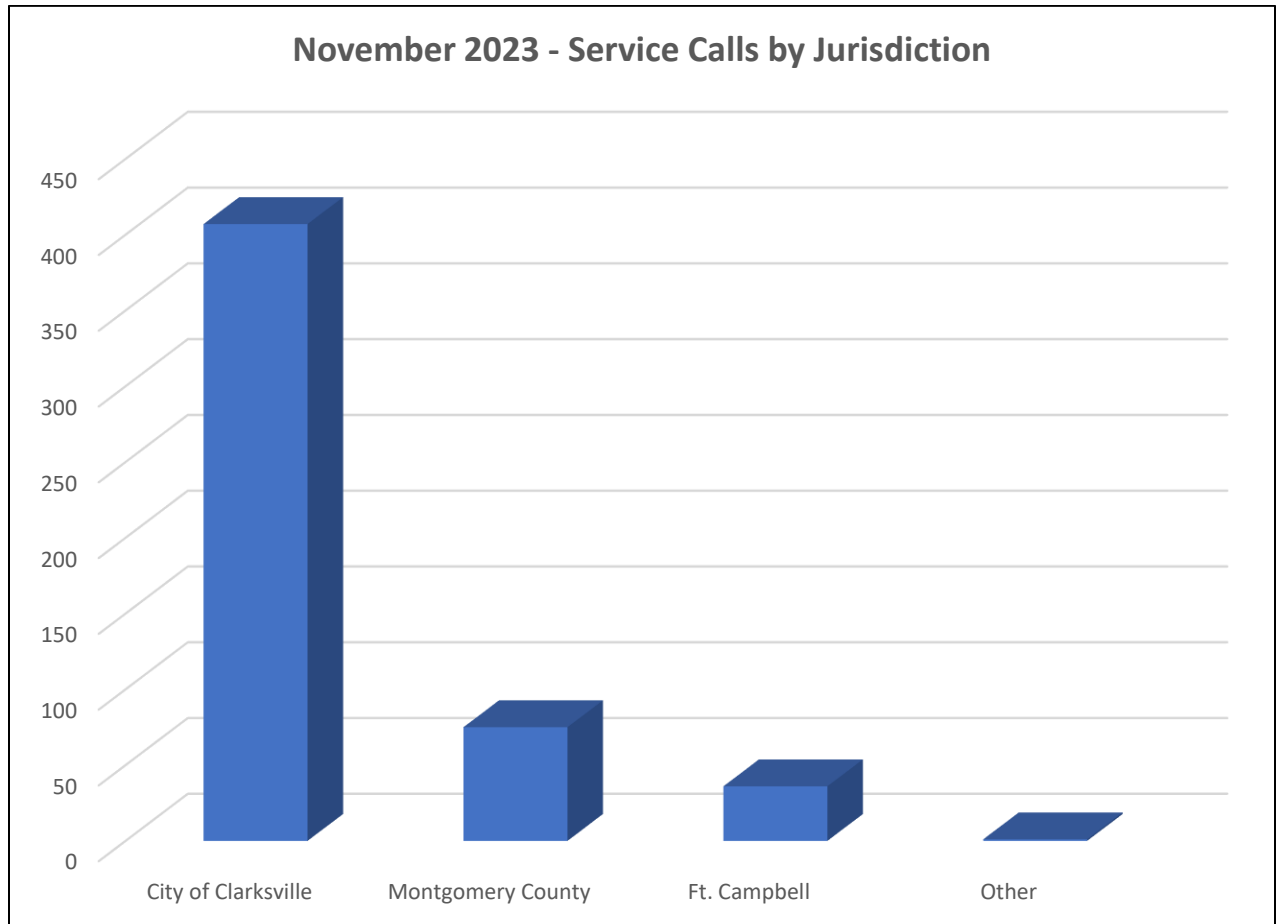
Service Calls by Zone	519
East City	153
East County	58
West City	254
West County	17
Ft. Campbell	36
Other	1



November 2023 Shelter Report

Activity Calls by Jurisdiction

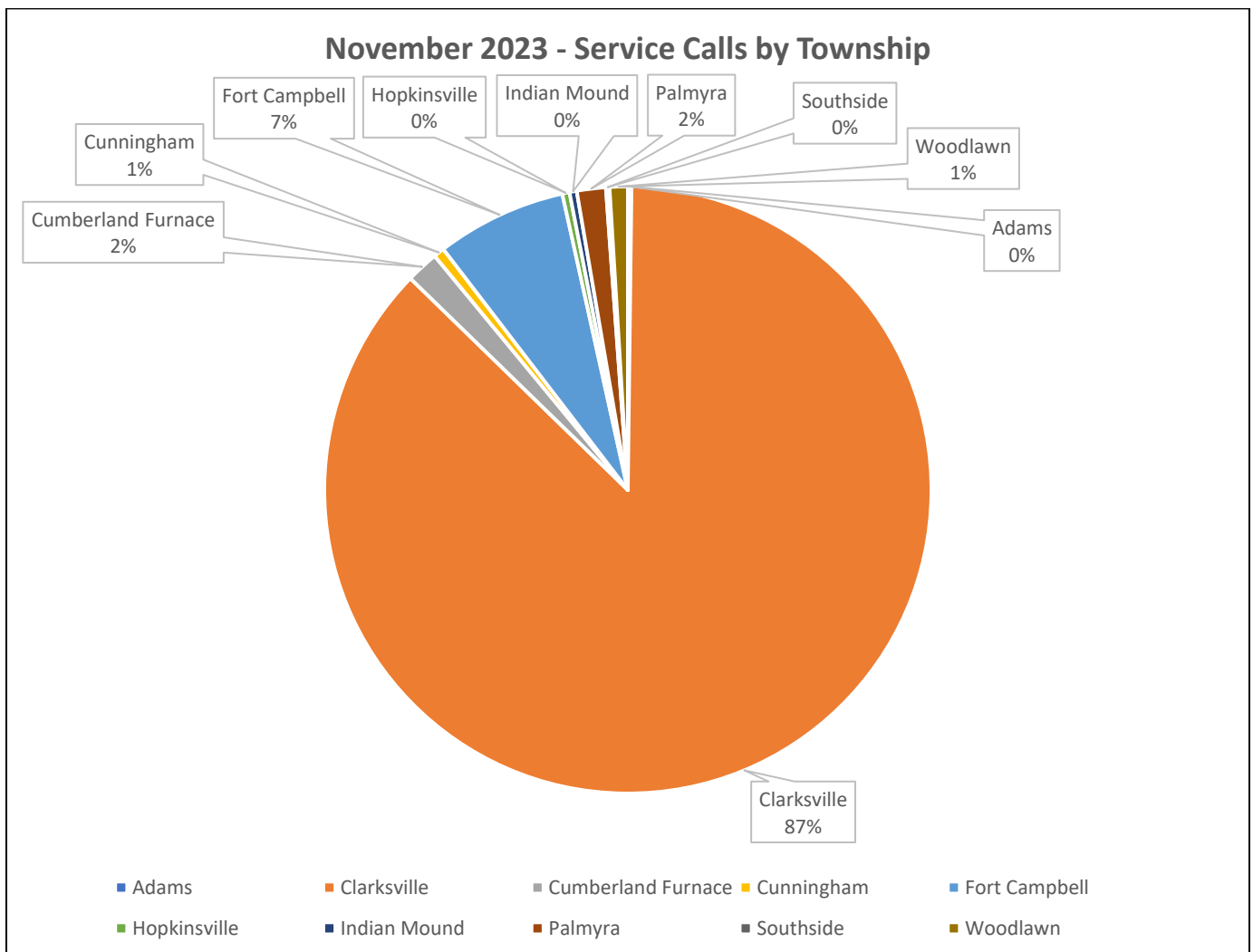
Service Calls by Jurisdiction	517
City of Clarksville	407
Montgomery County	75
Ft. Campbell	36
Out of County	1



November 2023 Shelter Report

Activity Calls by Townships

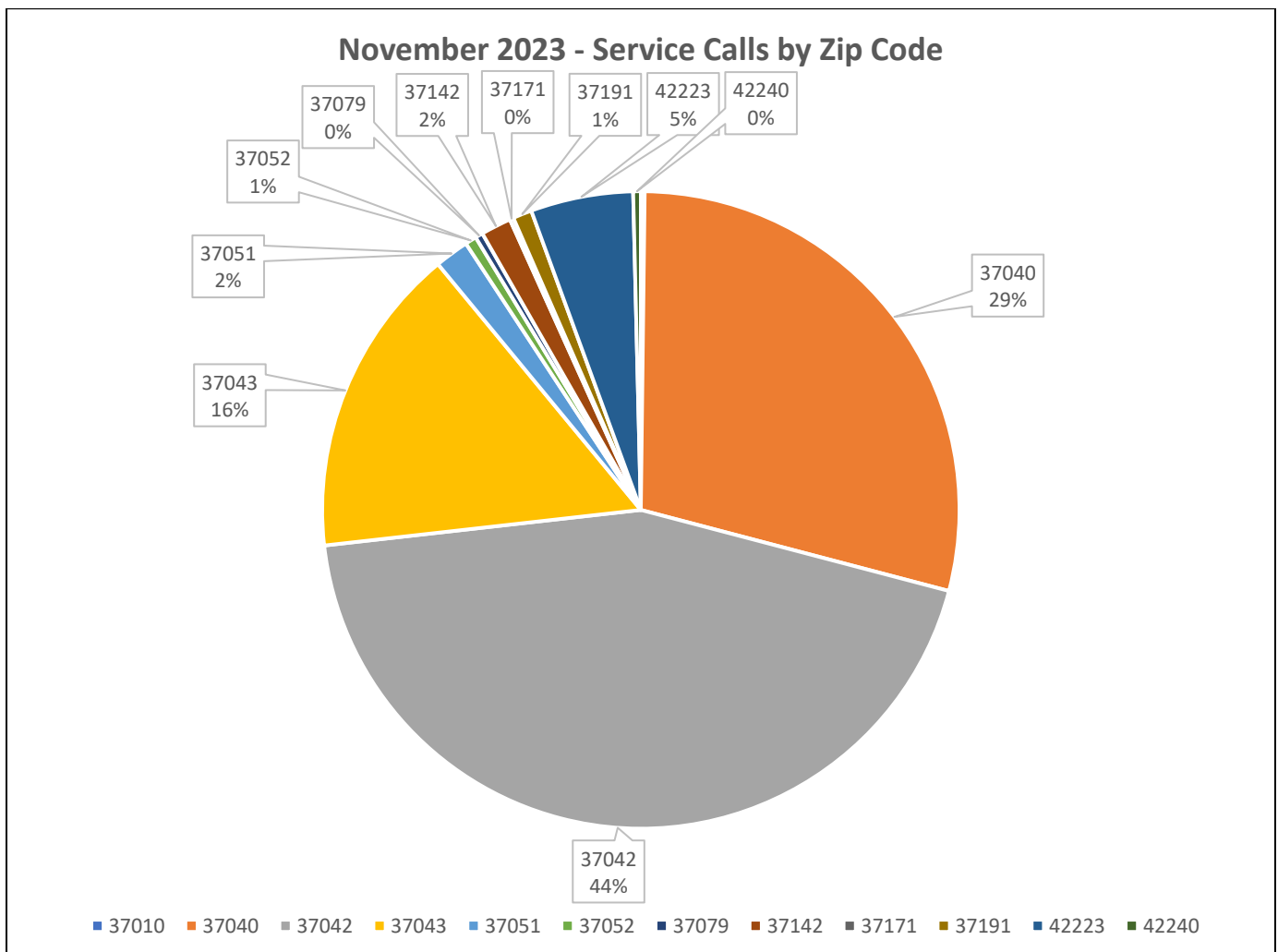
Service Calls by Township	556
Adams	1
Clarksville	463
Cumberland Furnace	3
Cumberland City	0
Cunningham	5
Fort Campbell	37
Indian Mound	0
Palmyra	8
Southside	0
Woodlawn	9
Other	0



November 2023 Shelter Report

Service Calls by Zip Code

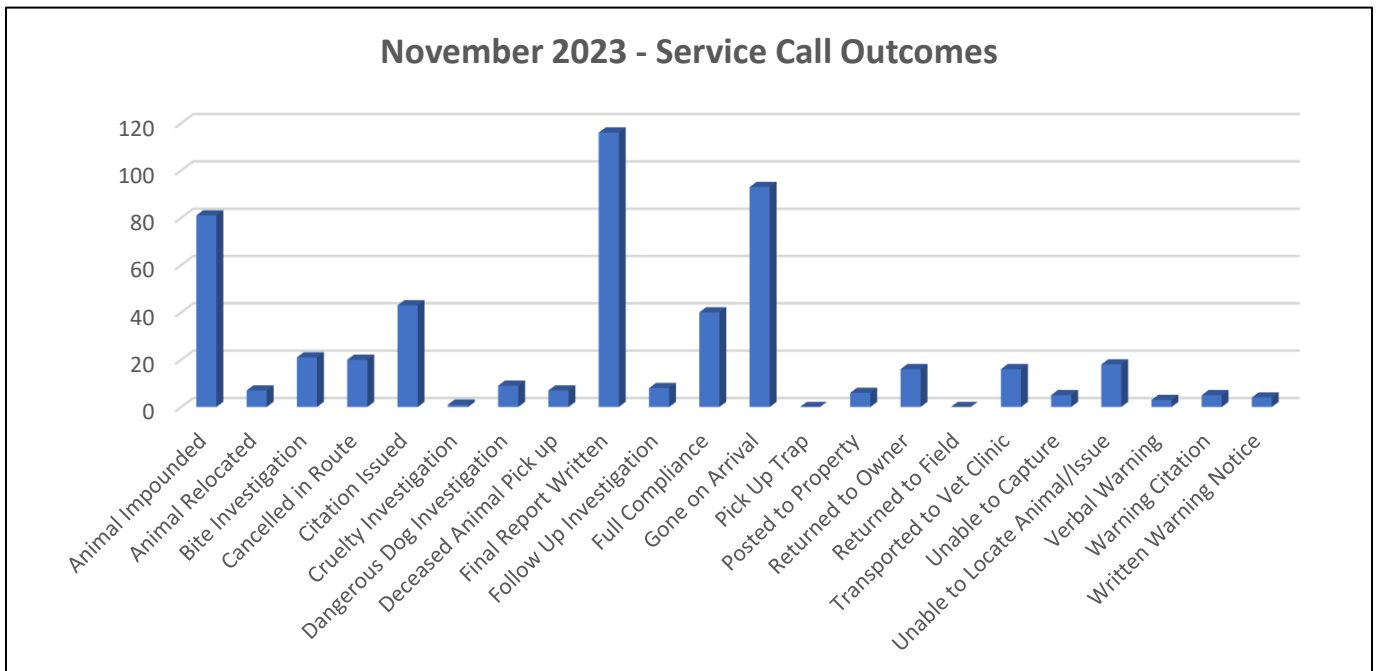
Service Calls Outcomes	519
37010	1
37040	150
37042	229
37043	82
37051	9
37052	3
37079	2
37142	8
37171	1
37191	5
42223	27
42240	2



November 2023 Shelter Report

Activity Call Outcomes

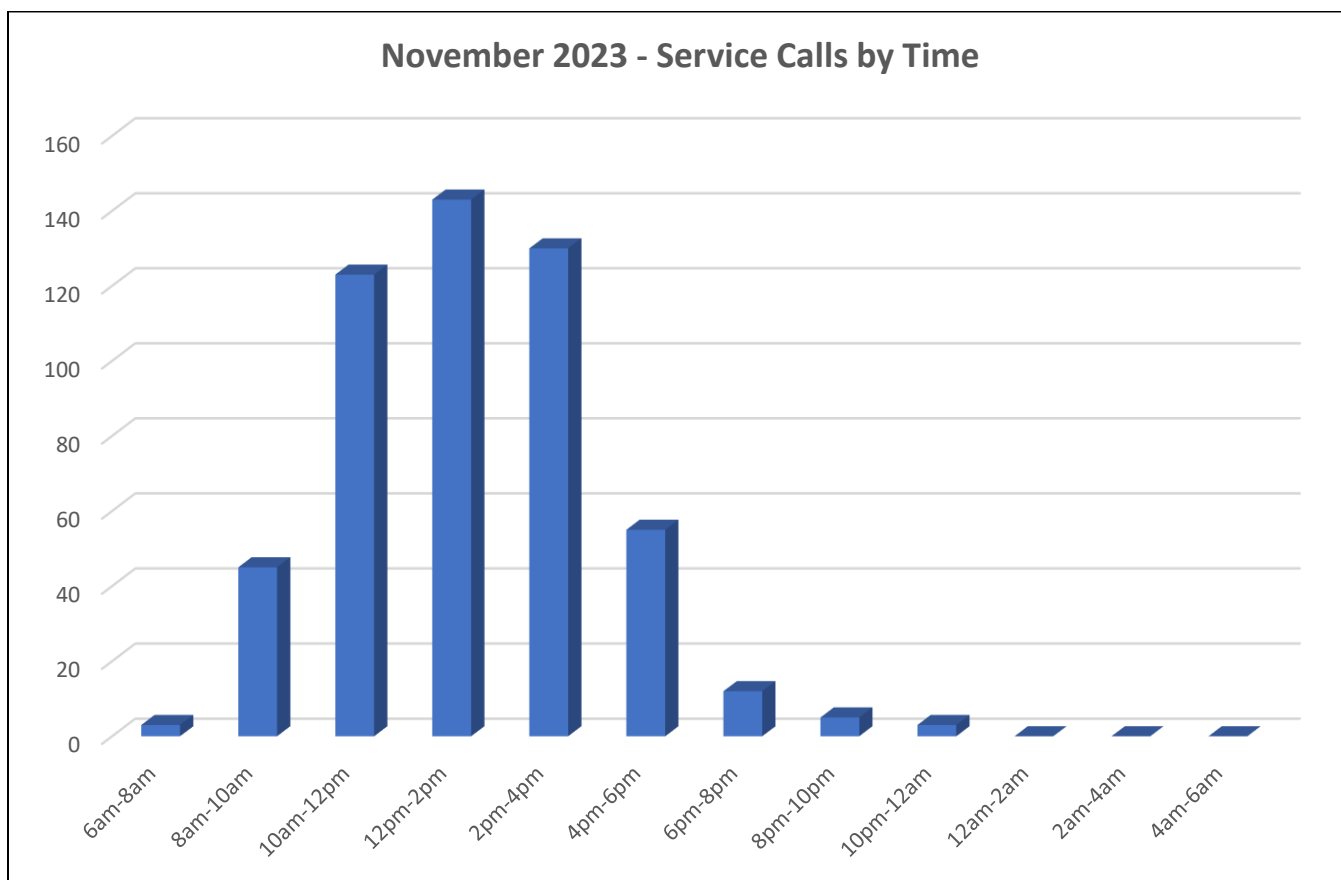
Service Calls Outcomes	519
Animal Impounded	81
Animal Relocated	7
Bite Investigation	21
Cancelled in Route	20
Citation issued	43
Cruelty Investigation	1
Dangerous Dog Investigation	9
Deceased Animal Pick Up	7
Final Report Written	116
Follow Up Investigation	8
Full Compliance	40
Gone on Arrival	93
Pick up Trap	0
Posted to Property	6
Returned to Owner	16
Returned to Field	0
Transported to Vet Clinic	16
Unable to Capture	5
Unable to Locate Animal/Issue	18
Verbal Warning	3
Warning Citation	5
Written Warning Notice	4



November 2023 Shelter Report

Activity by Time of Day

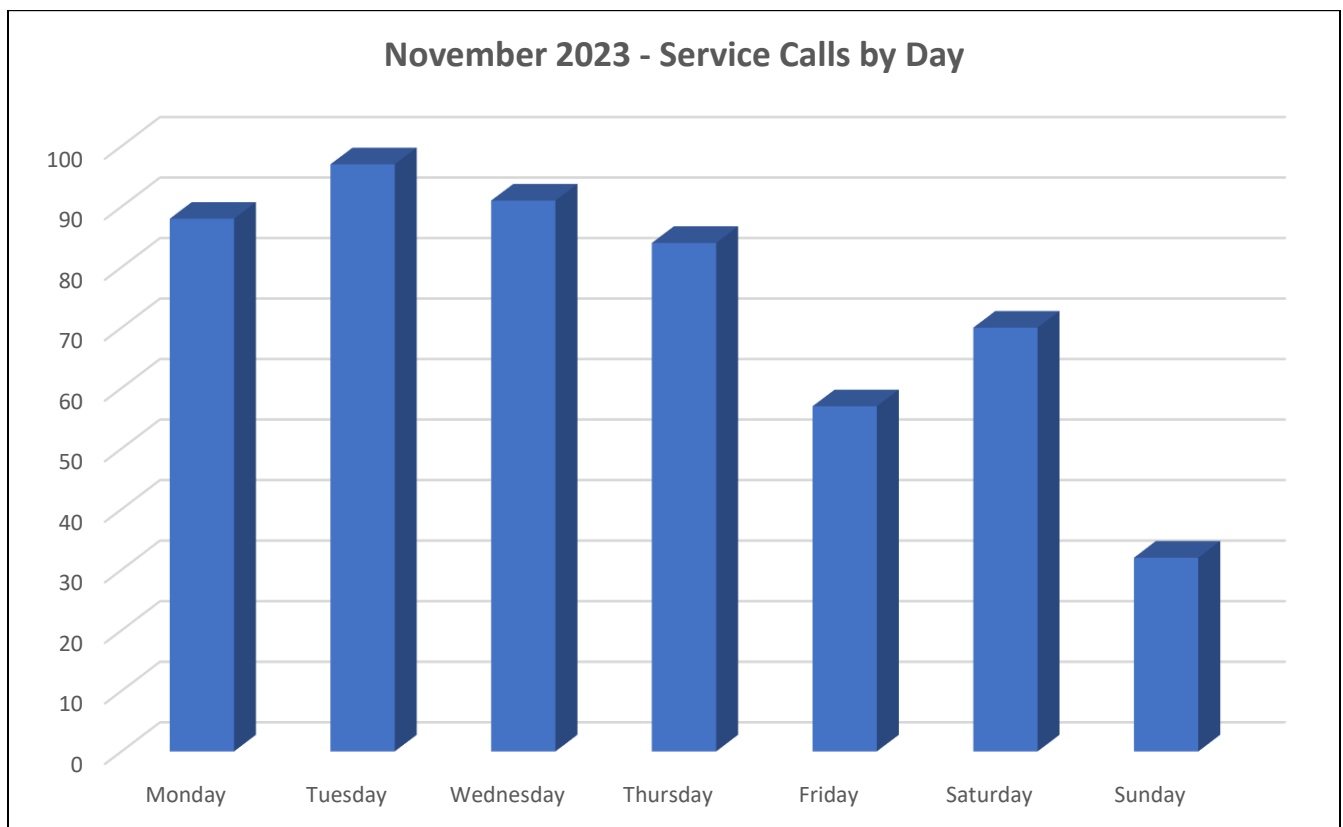
Service Calls by Time of Day	519
6am to 8am	3
8am to 10am	45
10am to 12pm	123
12pm to 2pm	143
2pm to 4pm	130
4pm to 6pm	55
6pm to 8pm	12
8pm to 10pm	5
10pm to 12am	3
12am to 2am	0
2am to 4am	0
4am to 6am	0



November 2023 Shelter Report

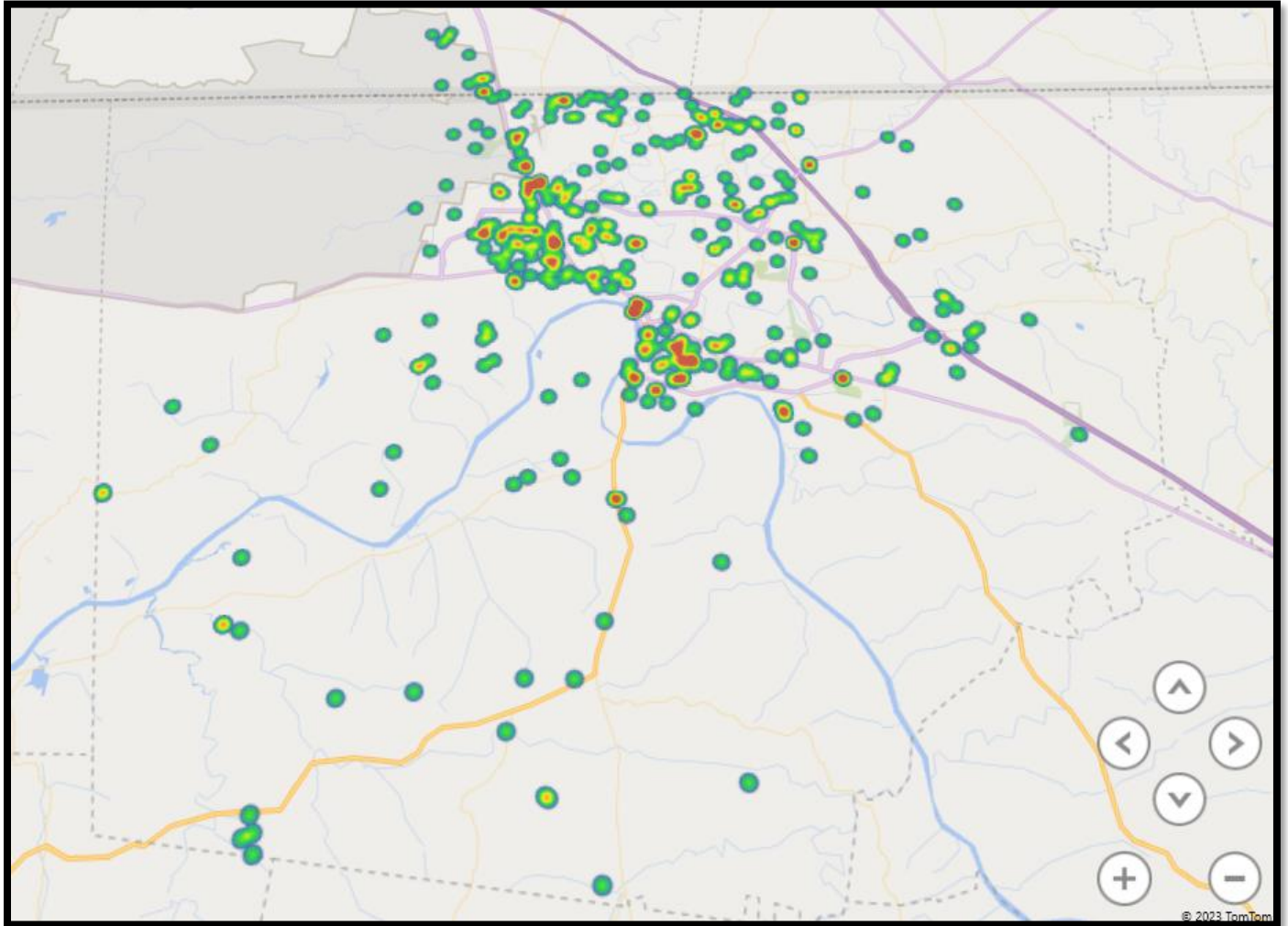
Activity by Day of Week

Service Calls by Day	519
Monday	88
Tuesday	97
Wednesday	91
Thursday	84
Friday	57
Saturday	70
Sunday	32



November 2023 Shelter Report

Activity Heat Map

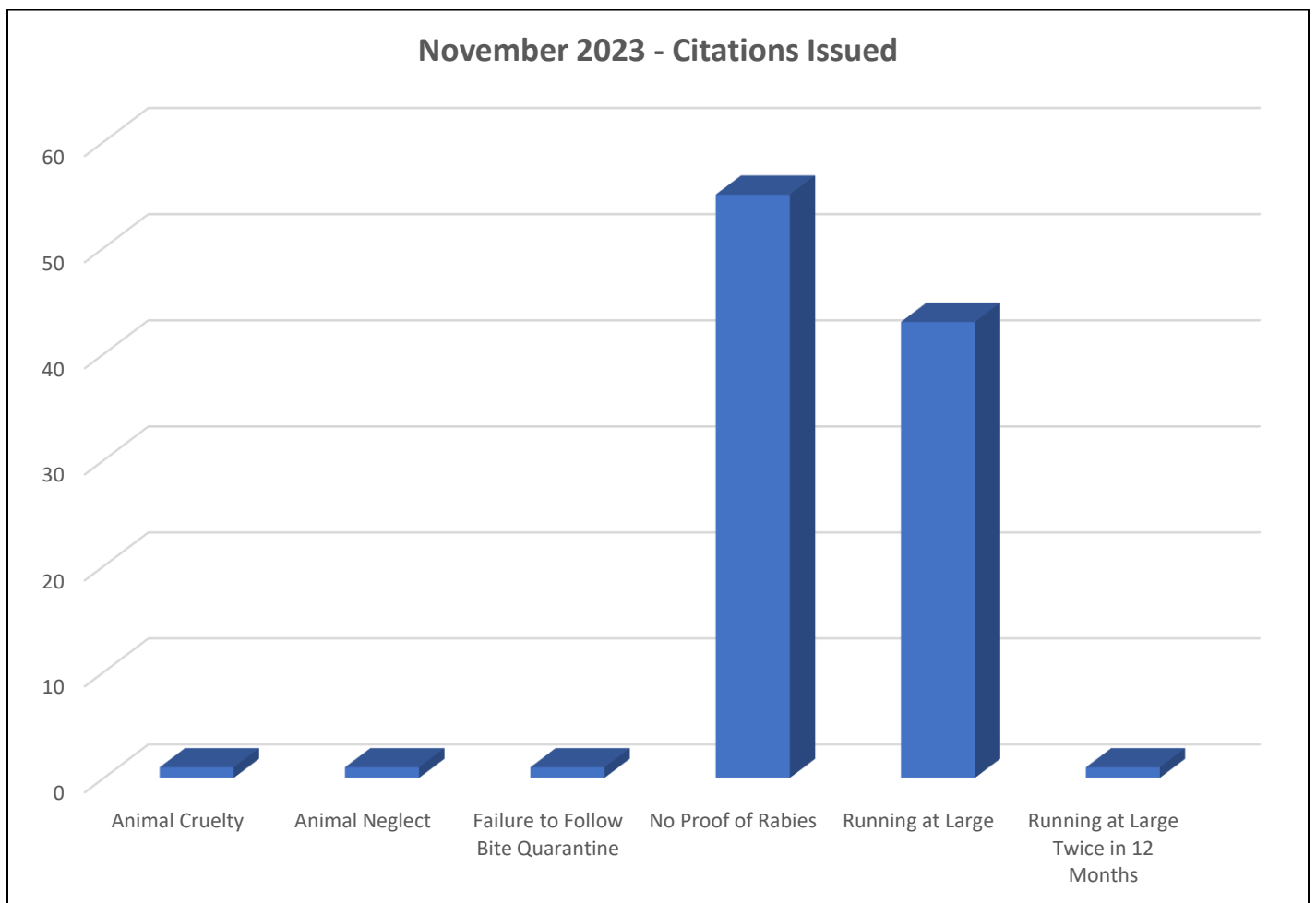


November 2023 Shelter Report

Citations Issued

Citations Issued	102
Animal Cruelty	1
Animal Neglect	1
Failure to Follow Bite Quarantine	1
No Proof of Rabies	55
Running at Large	43
Running at Large Twice in 12 Months	1

Citation Outcomes	102
Sent to General Sessions	68
Rectified Prior to Court	10
Pending	17
Warning Citation	7



2023 Totals

Activity	Jan.	Feb.	Mar.	Apr.	May	Jun.	Jul.	Aug.	Sep.	Oct.	Nov.	Dec.	Total	2022	% Change
Owner Surrenders	49	50	56	63	70	41	52	44	41	30	32		528		
Intakes	348	334	354	386	478	427	426	412	419	450	379		4,413		
Stray Dog	148	139	179	172	198	166	185	170	161	162	163		1,843		
Stray Cat	85	74	57	101	134	141	114	131	164	152	116		1,569		
Calls for Service	641	609	745	703	742	667	555	601	561	556	519		6,899		
Euthanasia dog	42	34	47	46	48	66	60	53	59	53	47		555		
Euthanasia Cat	15	15	21	17	16	34	61	52	48	57	29		365		
Microchips Issued	109	123	123	124	160	131	140	110	132	182	154		1,488		
Adoptions	122	130	121	106	147	131	144	113	138	171	152		1,475		
Rescue/Transfer	68	44	54	70	39	52	23	38	51	51	36		526		
Incoming Phone Calls	2,347	1,913	2,345	2,225	2,540	2,246	2,266	2,454	2,131	2,257	1,967		24,691		

Live Release Rate%	Jan.	Feb.	Mar.	Apr.	May	Jun.	Jul.	Aug.	Sep.	Oct.	Nov.	Dec.	Total	2022	% Change
Dogs	89%	83%	81%	80%	82%	71%	75%	74%	67%	75%	80%		78%		
Cats	91%	84%	78%	83%	85%	72%	57%	54%	71%	69%	80%		75%		
Total Live Release	90%	83%	80%	81%	82%	71%	68%	67%	69%	72%	80%49+57		77%		

2022 Totals

Activity	Jan.	Feb.	Mar.	Apr.	May	Jun.	Jul.	Aug.	Sep.	Oct.	Nov.	Dec.	Total	2021	% Change
Owner Surrenders	31	110	75	41	31	56	36	47	54	48	49	52	661	633	4%
Intakes	234	320	329	313	384	396	313	508	456	434	369	382	4,438	3,761	15%
Stray Dog	114	109	150	108	119	129	158	202	171	153	166	192	1,792	1,435	20%
Stray Cat	67	47	80	129	195	175	91	177	164	146	78	62	1,411	1,065	25%
Calls for Service	397	409	614	615	592	628	637	649	630	642	636	681	7,130	5,328	25%
Euthanasia dog	19	32	27	21	24	35	36	64	55	27	50	64	419	232	45%
Euthanasia Cat	11	27	30	18	29	84	42	52	73	66	46	18	383	350	8%
Microchips Issued	128	99	150	123	140	144	193	172	128	170	135		1,438	1,636	-12%
Adoptions	137	99	142	122	110	142	184	187	141	186	122	177	1,607	1,523	5%
Rescue/Transfer	60	68	75	131	77	68	35	85	83	63	46	67	790	972	-18%
Incoming Phone Calls	**	**	**	**	**	**	**	**	**	2,400	2,192	2,155	6,747	---	---

Live Release Rate%	Jan.	Feb.	Mar.	Apr.	May	Jun.	Jul.	Aug.	Sep.	Oct.	Nov.	Dec.	Total	2021	% Change
Dogs	89.4%	83%	87%	91%	88%	85%	86%	76%	76%	89%	76%	77%	84%	86%	-2%
Cats	90%	73%	75%	88%	78%	54%	71%	71%	56%	65%	60%	87%	72%	72%	0%
Total Live Release	89.4%	80%	83%	90%	84%	72%	80%	74%	67%	78%	71%	81%	80%	85%	-5%

