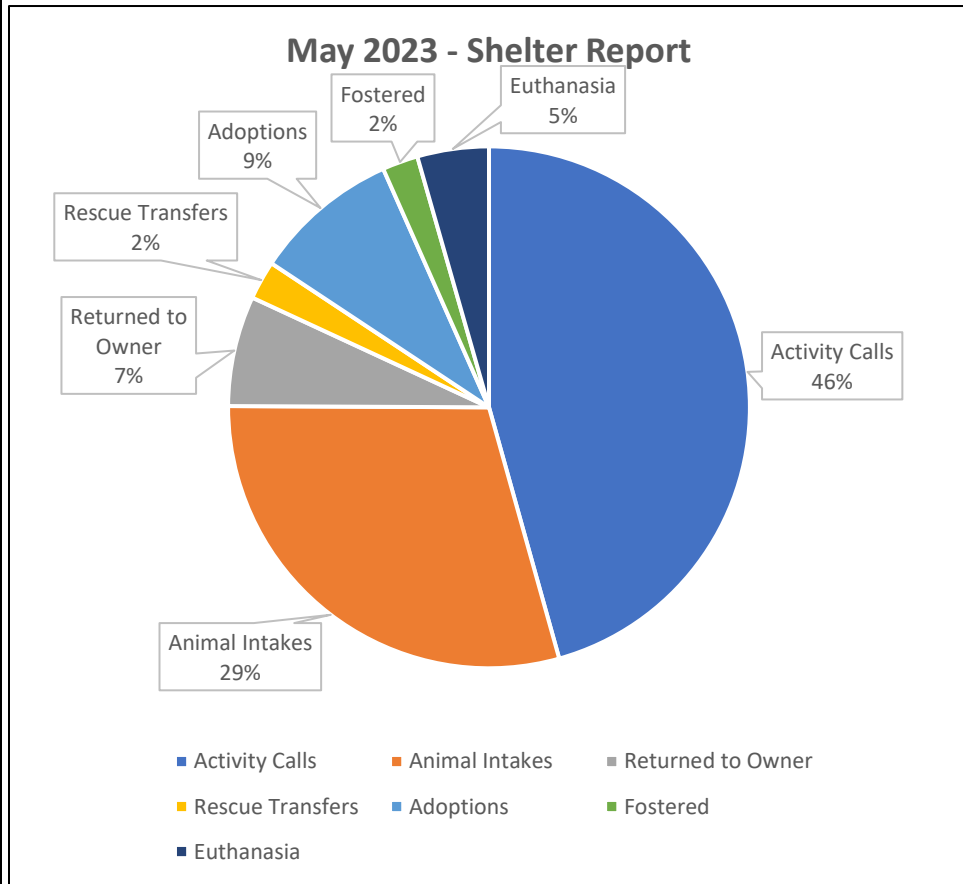




May 2023 Shelter Report

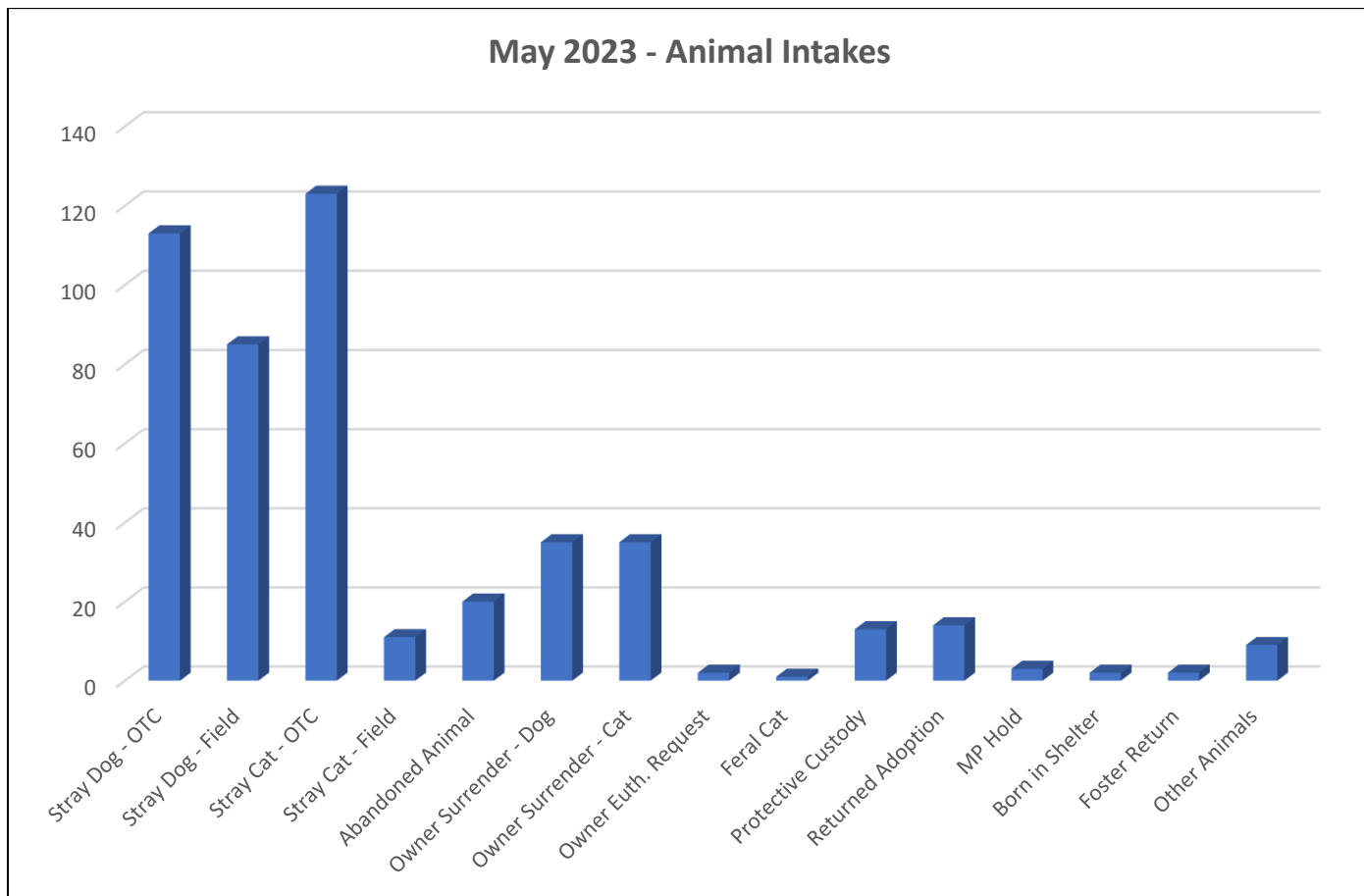
May 2023	
Activity Calls	742
Animal Intakes	478
Dogs	288
Cats	181
Other	8
Incoming Per Day	18
Returned to Owner	111
Dogs – In Field	23
Cats – In Field	0
Dogs – From Shelter	102
Cats – From Shelter	7
Rescue Transfers	39
Dogs Transferred	17
Cats Transferred	22
Animals Adopted	147
Dogs Adopted	89
Cats Adopted	57
Other Animals	0
Fostered	36
Dogs Fostered	10
Cats Fostered	26
Euthanasia	64
Dogs Euthanized	48
Cats Euthanized	16
TNR/Returned to Field	4
Visitors to Shelter	1,212
Avg. Visitors per Day	55
Incoming Phone Calls	2,540
Avg. Calls per Day	98



May 2023 Shelter Report

Animal Intake Reasons

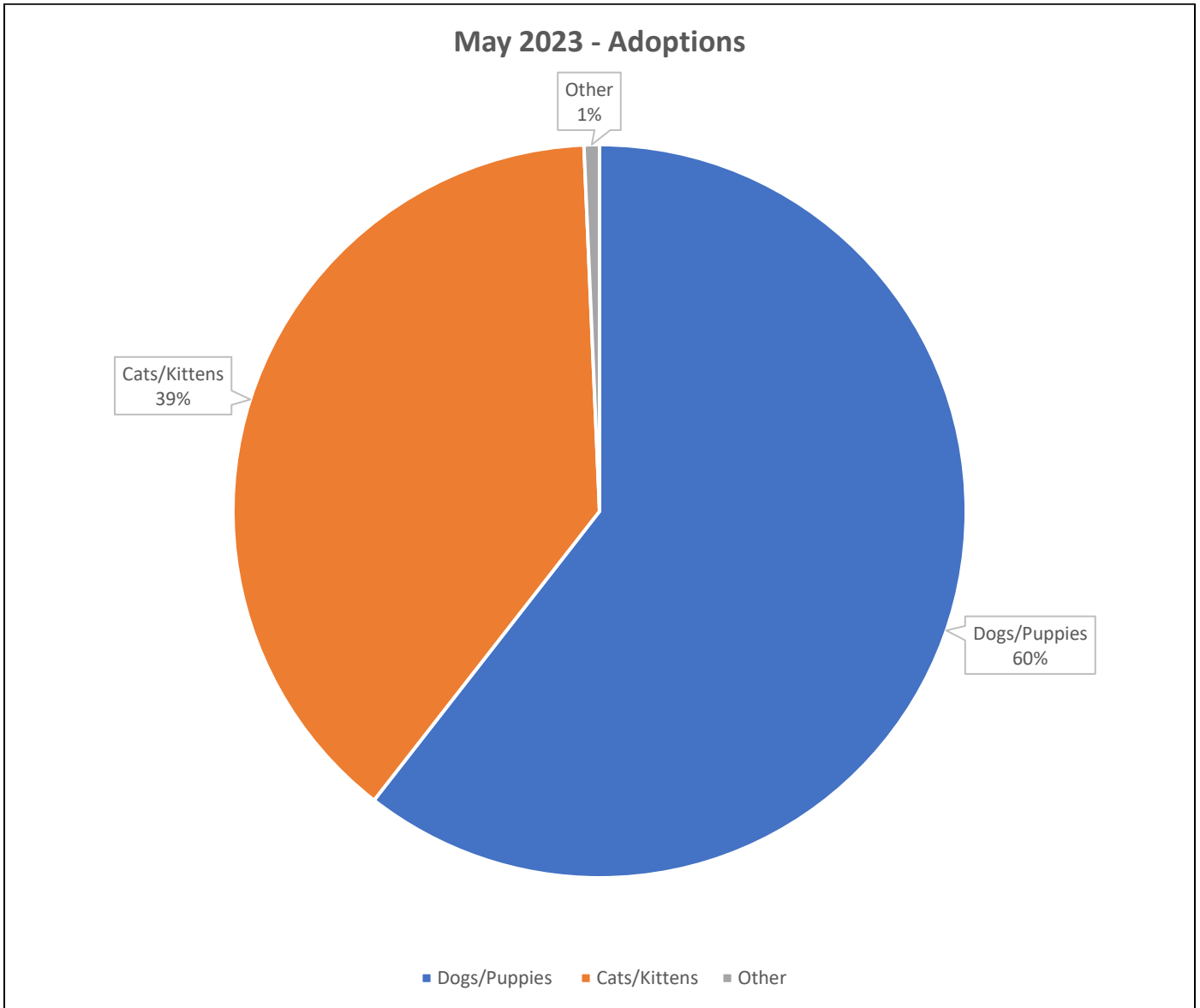
Intake Reasons	468
Stray Dog – OTC	113
Stray Dog – Field	85
Stray Cat – OTC	123
Stray Cat – Field	11
Abandoned Animal	20
Owner Surrender – Dog	35
Owner Surrender - Cat	35
Owner Euth. Request	2
Feral Cat	1
Protective Custody	13
Returned Adoption	14
MP Hold – Ft. Campbell	3
Born in Shelter	2
Foster Returned	2
Other Animals	9



May 2023 Shelter Report

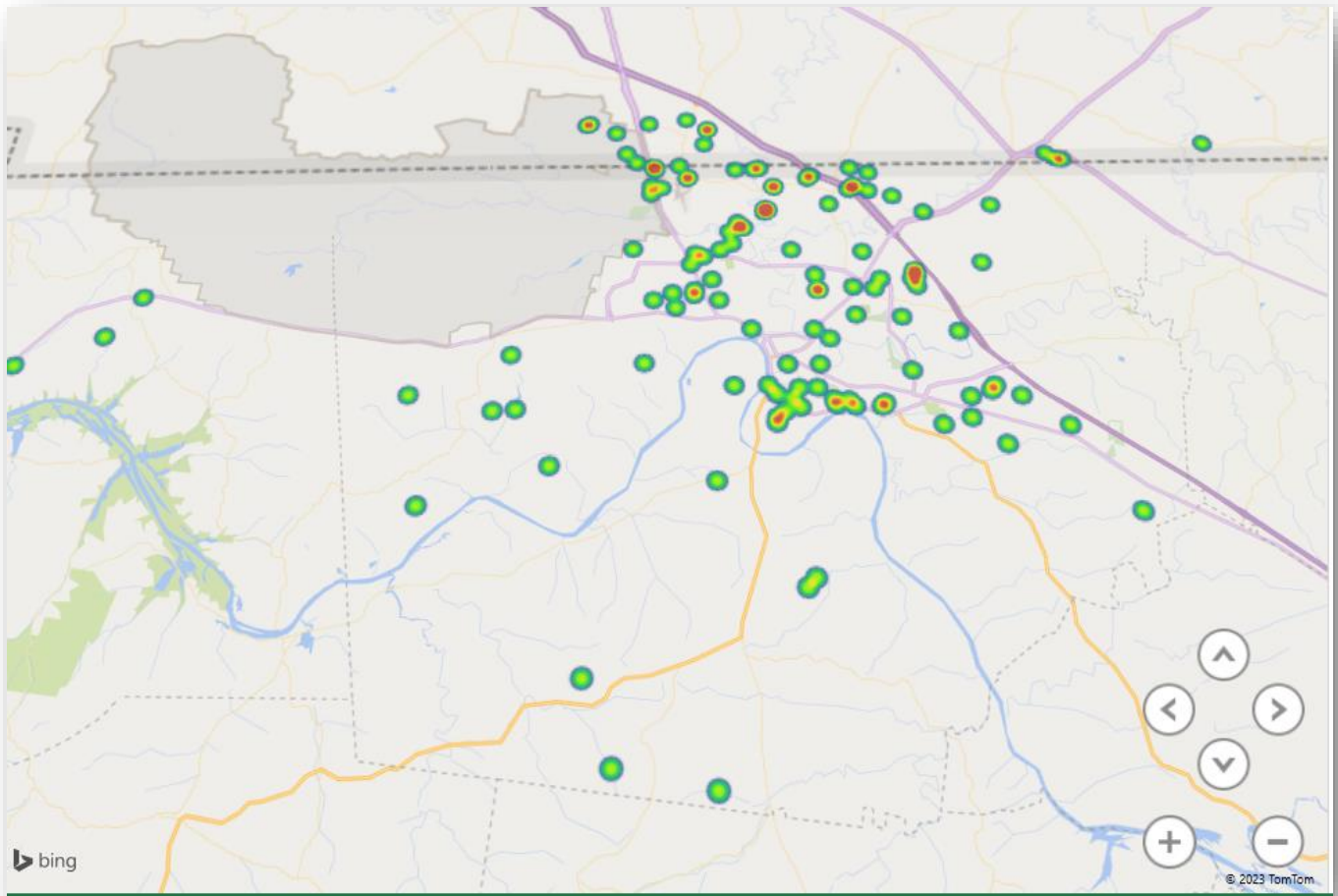
Animal Adoptions

Adoptions	147
Dogs/Puppies	89
Cats/Kittens	57
Other Animals	1



May 2023 Shelter Report

Adoptions Heat Map

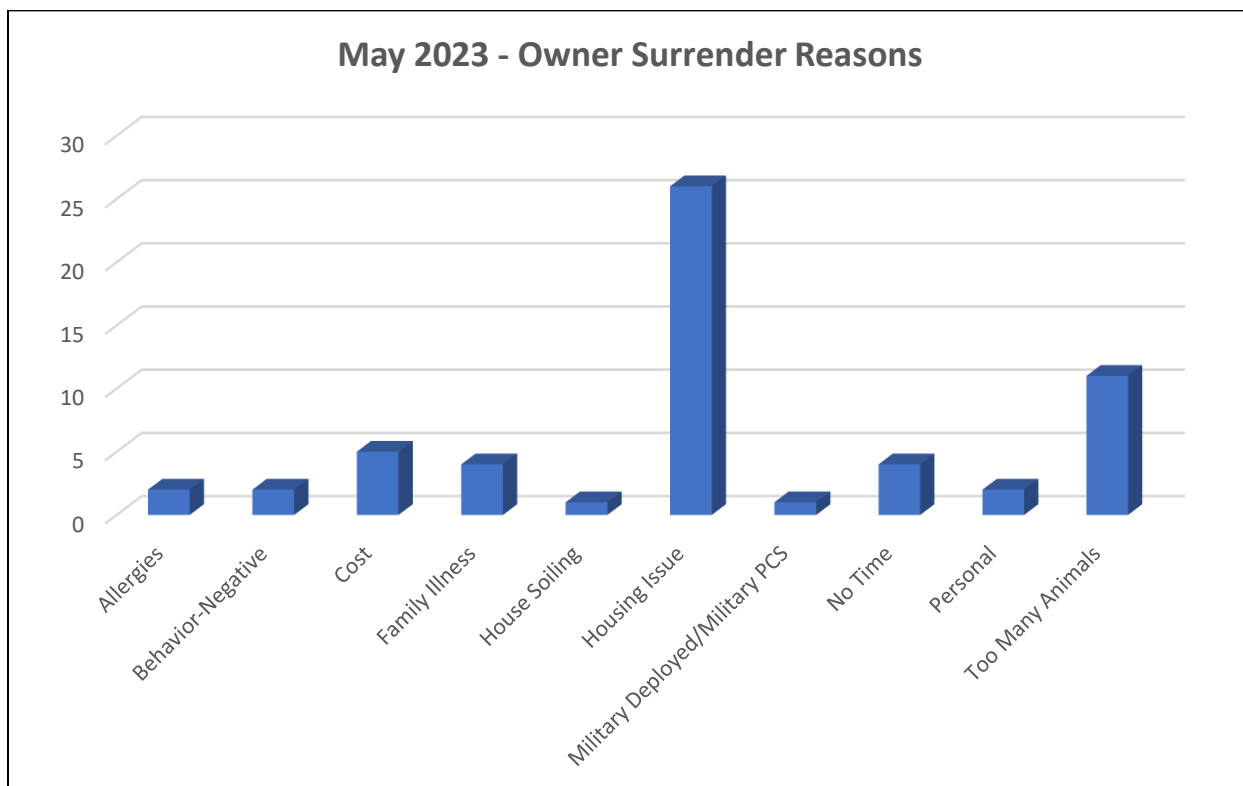


May 2023 Shelter Report

Owner Surrenders

Owner Surrenders	57
Dogs/Puppies	25
Cats/Kittens	32
Other Animals	1

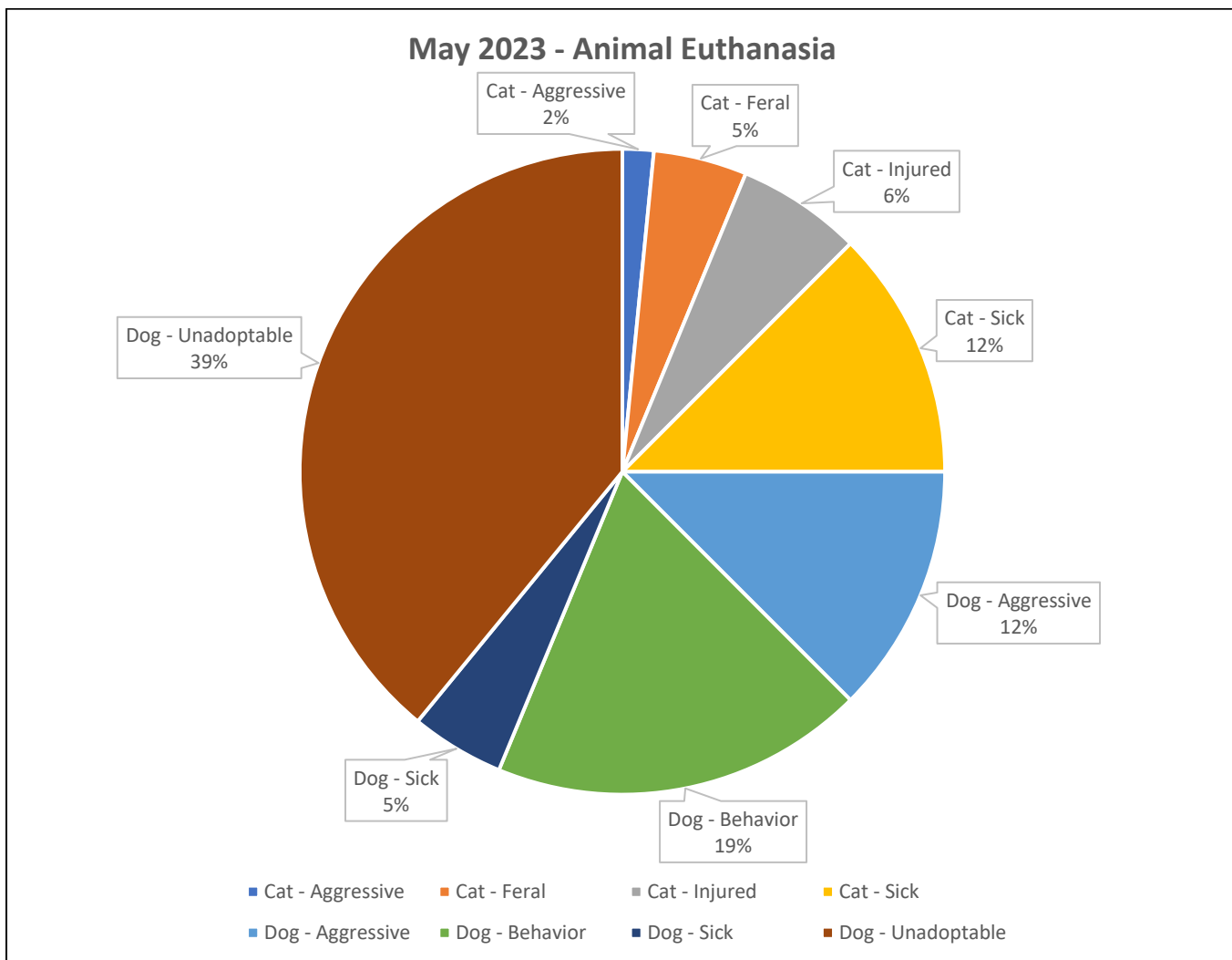
Owner Surrender Reason	58
Aggressive – People	0
Aggressive – Animals	0
Allergies	2
Behavior – Negative	3
Bites/Bitten	0
Cost	5
Family Illness	4
Housing Issue	26
Landlord	0
Military/Deployed	1
No Time	4
Personal	2
Too Many Animals	11



May 2023 Shelter Report

Euthanasia

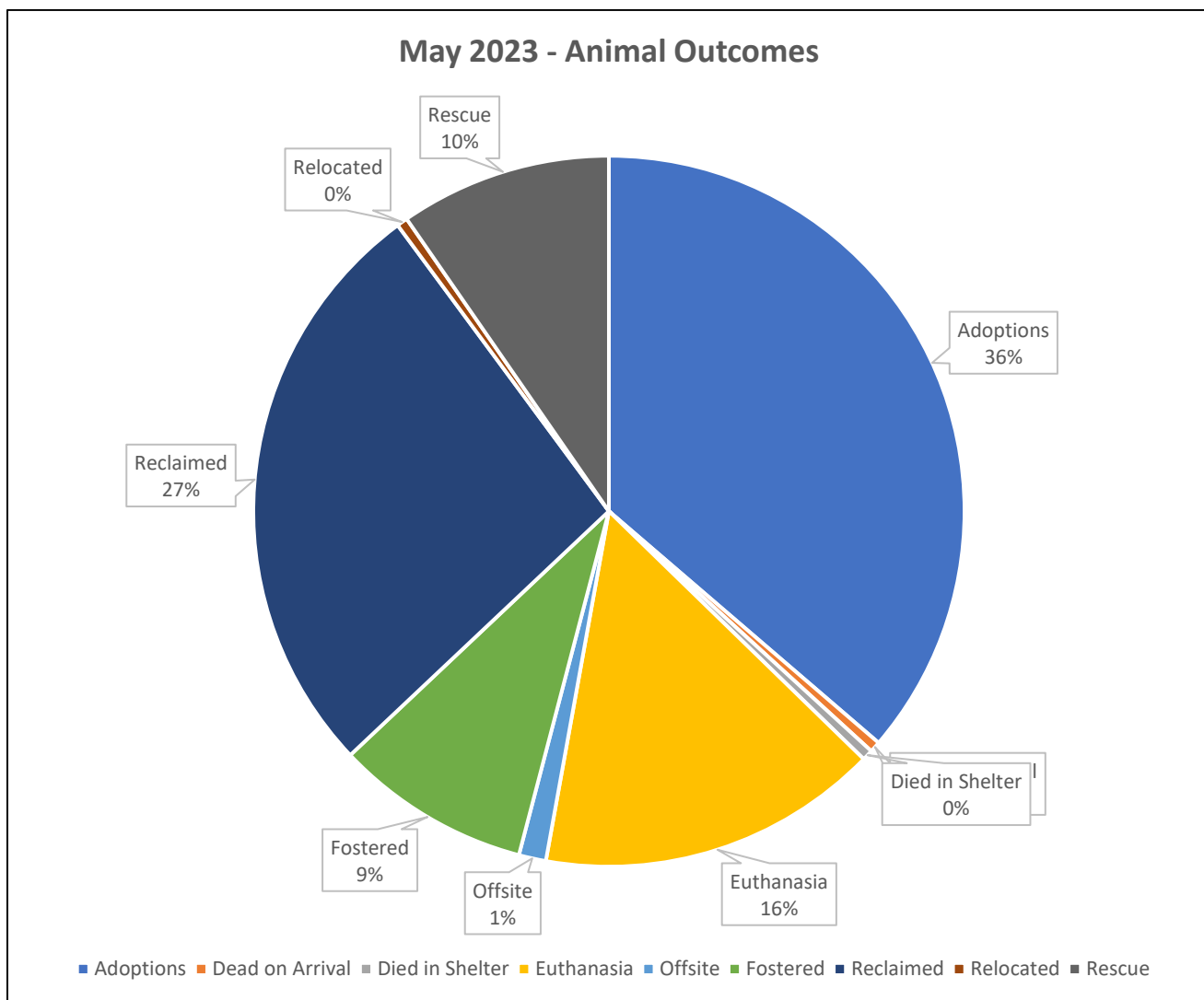
Animal Euthanasia	63
Dogs/Puppies	48
Aggressive	8
Behavior	12
Sick/Injured	3
Unadoptable	25
Cats/Kittens	16
Feral	3
Injured	4
Aggressive	1
Sick	8
Unadoptable	0



May 2023 Shelter Report

Outcomes

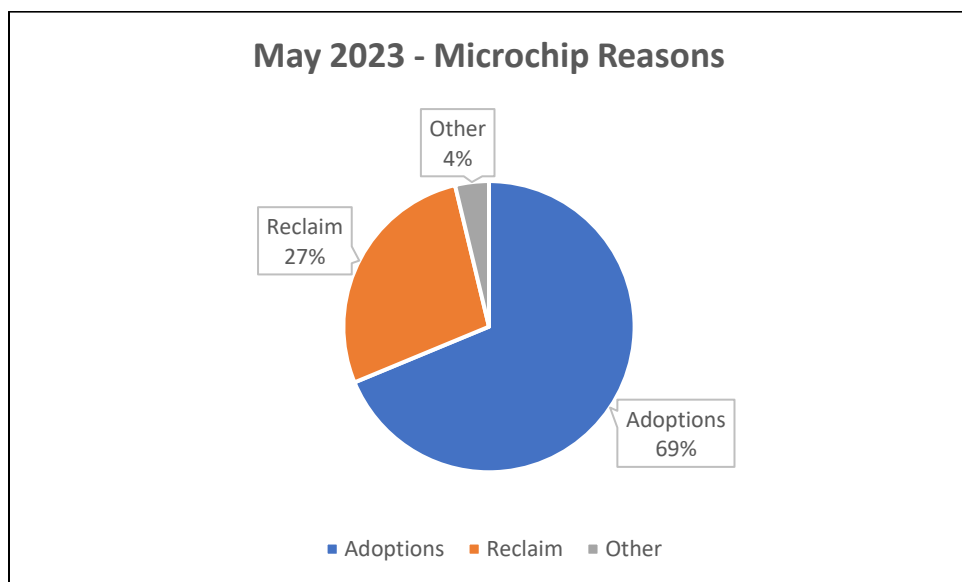
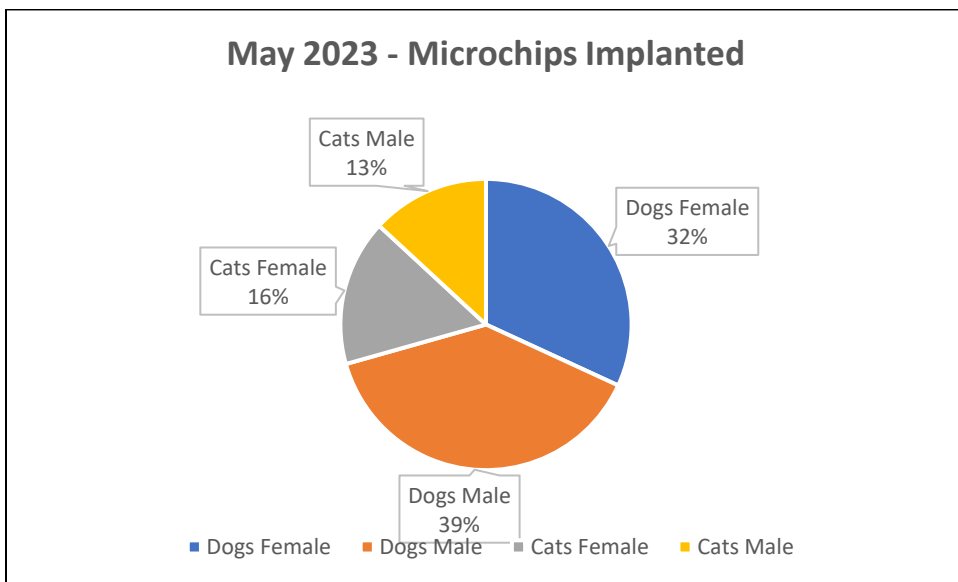
Animal Outcomes	378
Adoptions	147
Dead on Arrival	2
Died in Shelter	2
Escaped	0
Euthanasia	63
Offsite	5
Fostered	36
Reclaimed	109
Relocated	2
Rescue	39



May 2023 Shelter Report

Microchips Issued

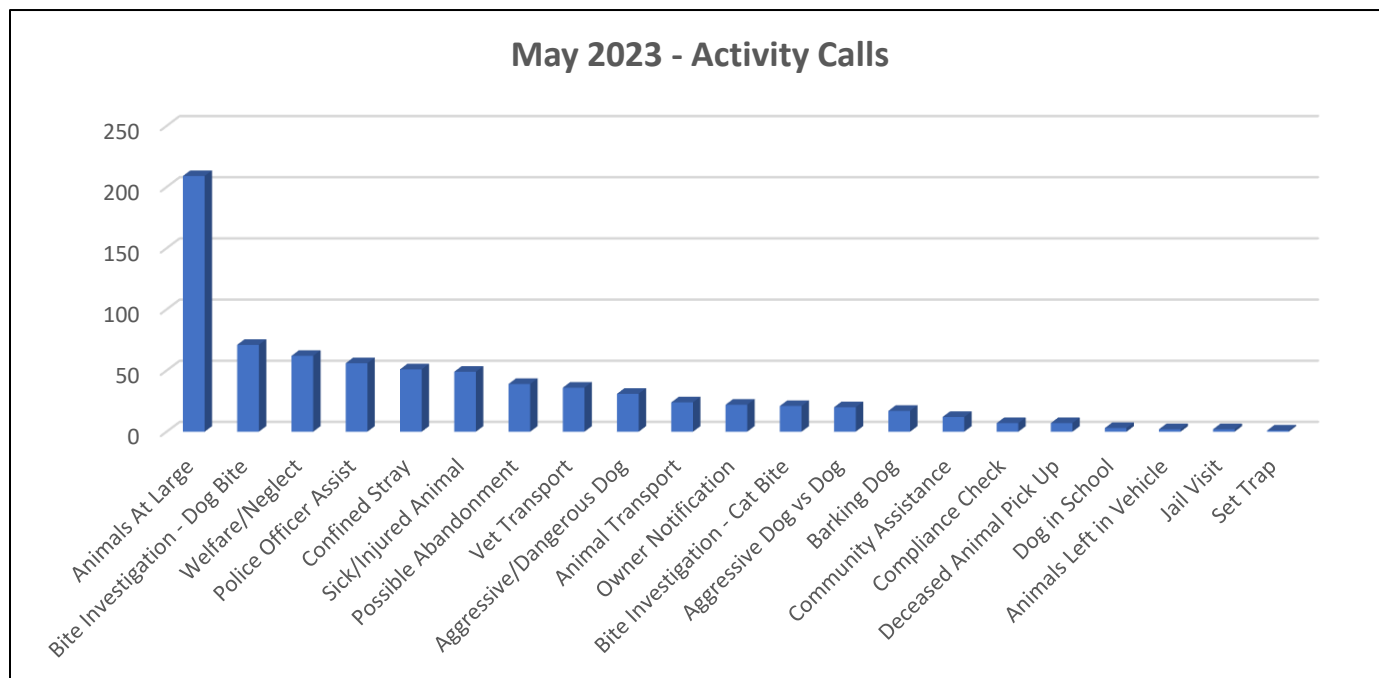
Microchips Implanted	160
Dogs – Female	51
Dogs – Male	62
Cats – Female	26
Cats – Male	21
Adoptions	110
Reclaimed	44
Other	6



May 2023 Shelter Report

Activity Calls

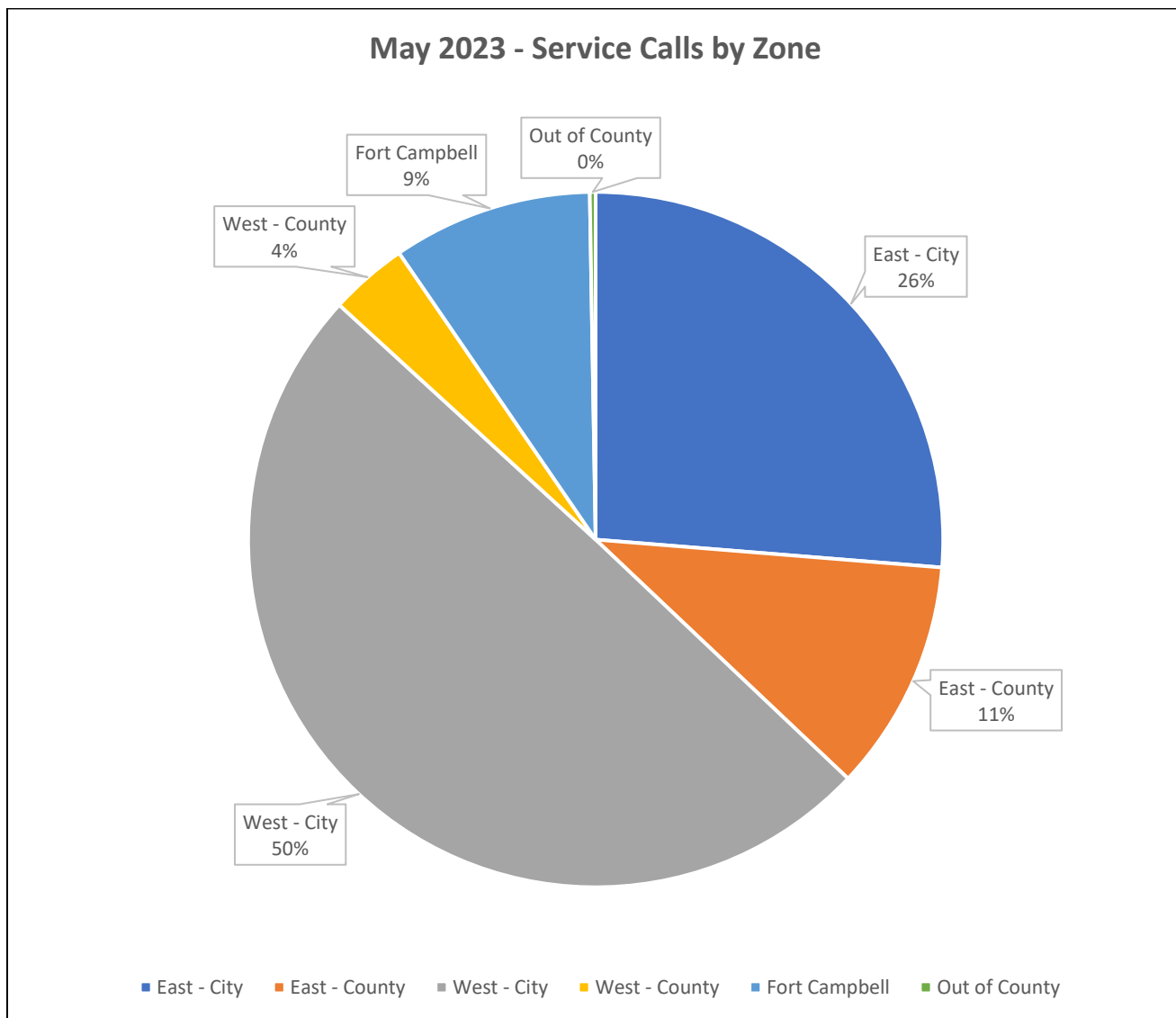
Service Calls	742
Aggressive Dog Vs Dog	20
Aggressive Dog Vs. Other	0
Aggressive/Dangerous Dog	31
Animal Transport	24
Animal Left in Vehicle	2
Animals at Large	209
Barking Dog	17
Bites involving Cats	21
Bites involving Dogs	71
Community Assistance	12
Compliance Check	7
Confined Stray	51
Deceased Animal Pick Up	7
Dog in School	3
Jail Visit	2
Owner Notification	22
Police Assist	56
Possible Abandonment	39
Possibly Rabid Animal	0
Sick or Injured Animal	49
Vet Transport	36
Welfare or Neglect Complaint	62



May 2023 Shelter Report

Activity Calls by Zones

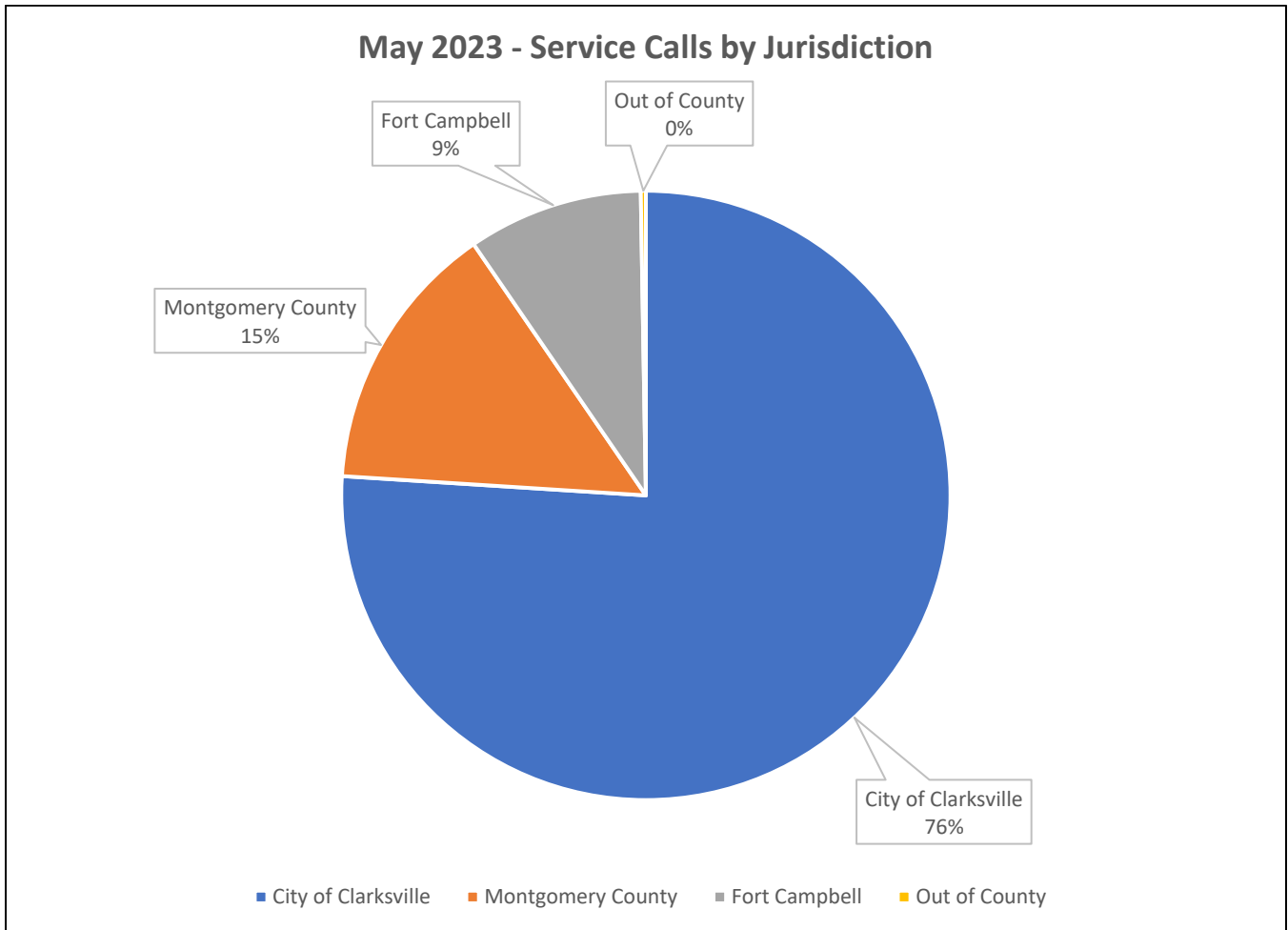
Service Calls by Zone	742
East City	195
East County	80
West City	369
West County	27
Ft. Campbell	69
Other	2



May 2023 Shelter Report

Activity Calls by Jurisdiction

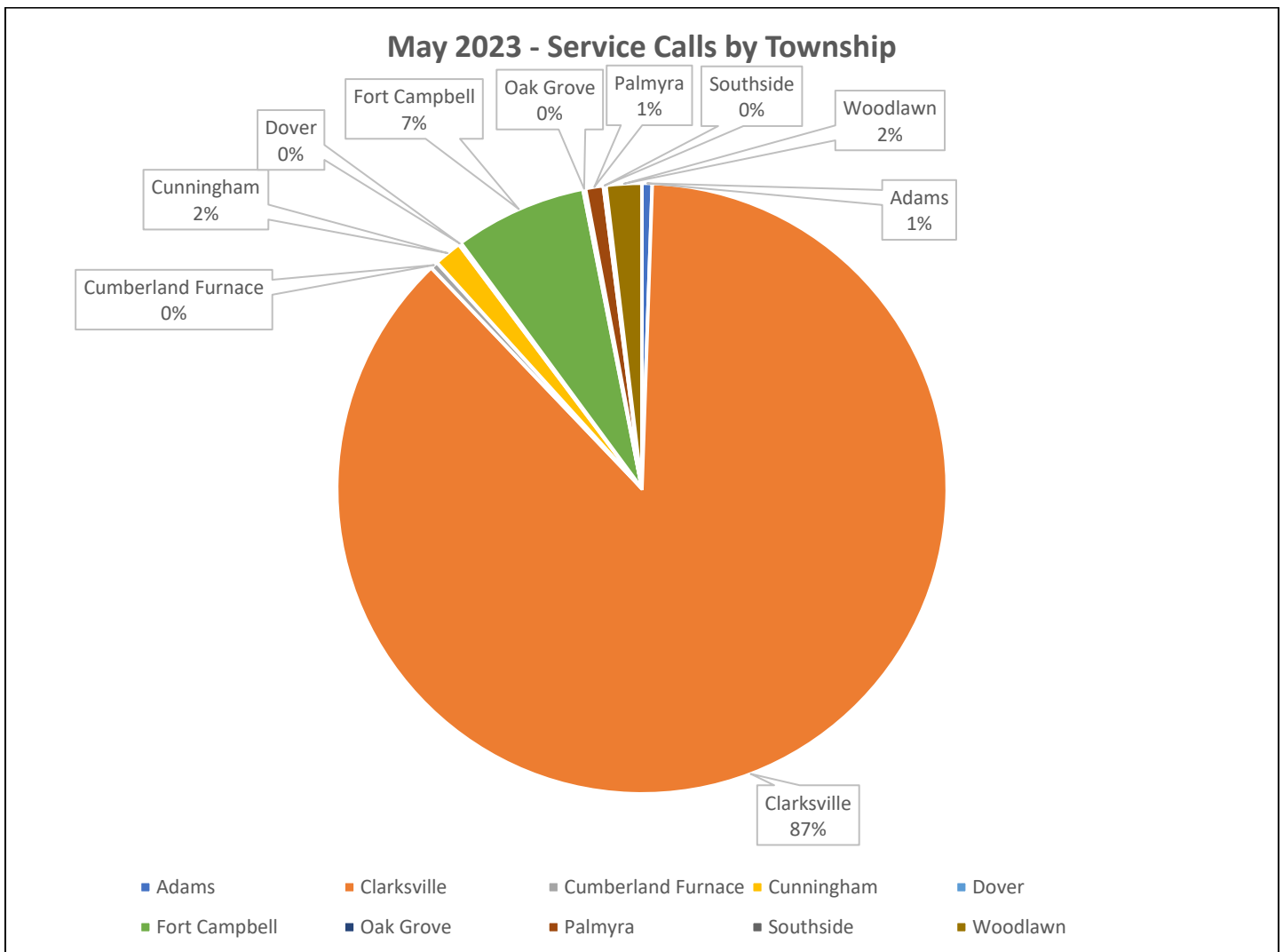
Service Calls by Jurisdiction	742
City of Clarksville	564
Montgomery County	107
Ft. Campbell	69
Out of County	2



May 2023 Shelter Report

Activity Calls by Townships

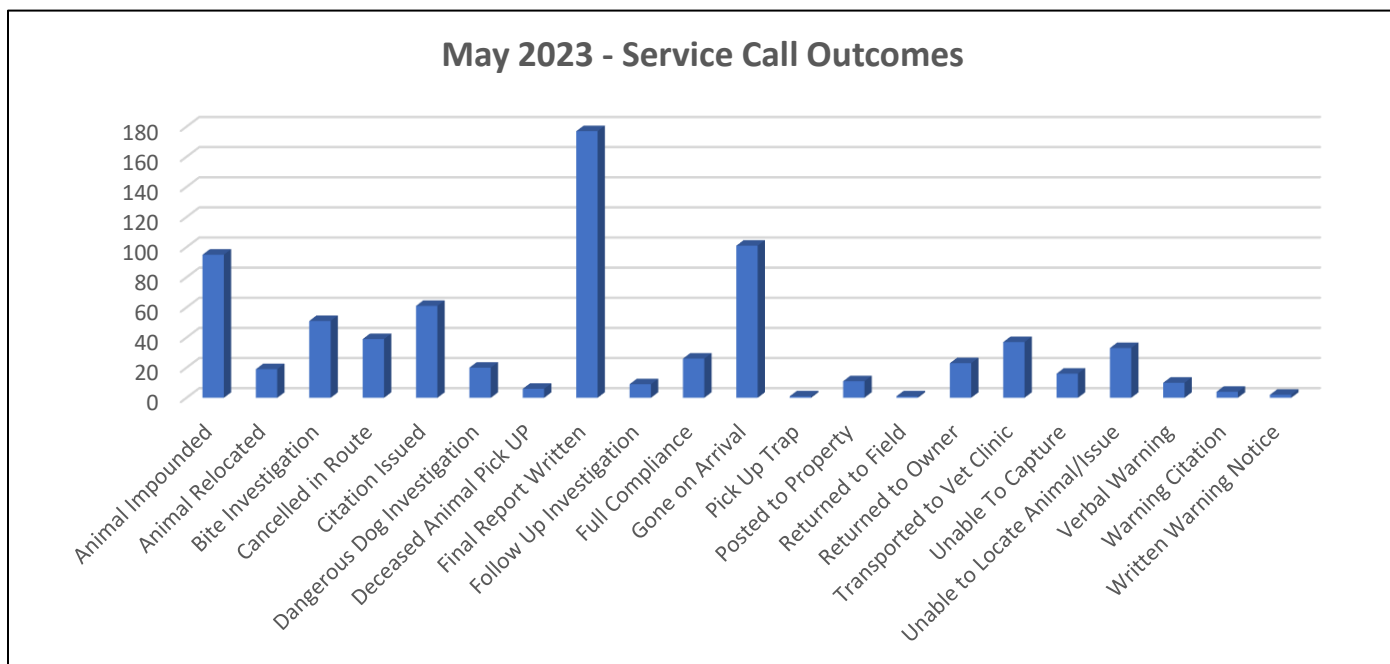
Service Calls by Township	742
Adams	4
Clarksville	648
Cumberland Furnace	3
Cunningham	11
Fort Campbell	69
Indian Mound	0
Palmyra	7
Southside	1
Woodlawn	14
Other	2



May 2023 Shelter Report

Activity Call Outcomes

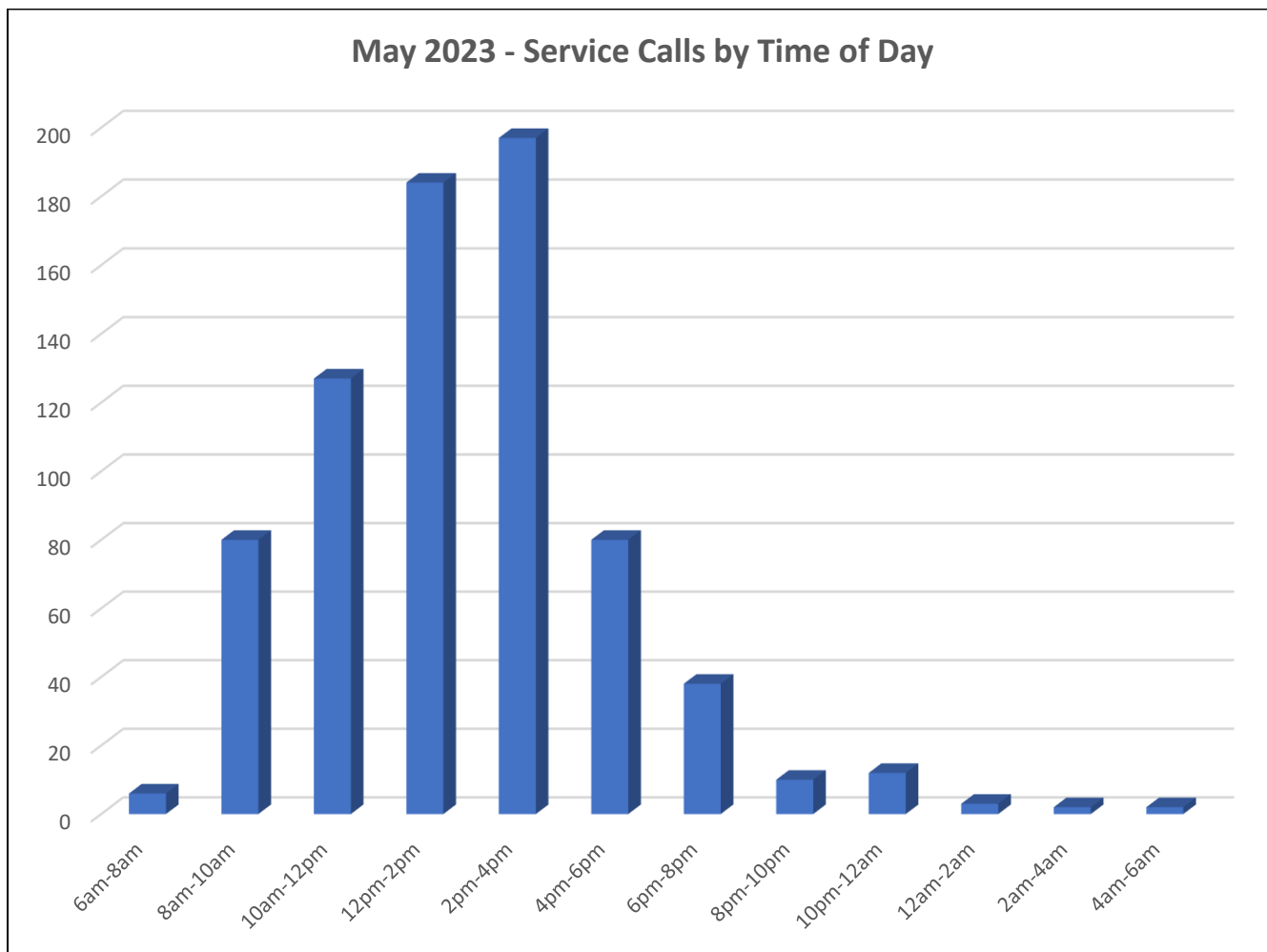
Service Calls Outcomes	742
Animal Impounded	95
Animal Relocated	19
Bite Investigation	51
Cancelled in Route	39
Citation issued	61
Cruelty Investigation	0
Dangerous Dog Investigation	20
Deceased Animal Pick Up	6
Final Report Written	177
Follow Up Investigation	9
Full Compliance	26
Gone on Arrival	101
Pick up Trap	1
Posted to Property	11
Returned to Owner	23
Returned to Field	1
Transported to Vet Clinic	37
Unable to Capture	16
Unable to Locate Animal/Issue	33
Verbal Warning	10
Warning Citation	4
Written Warning Notice	2



May 2023 Shelter Report

Activity by Time of Day

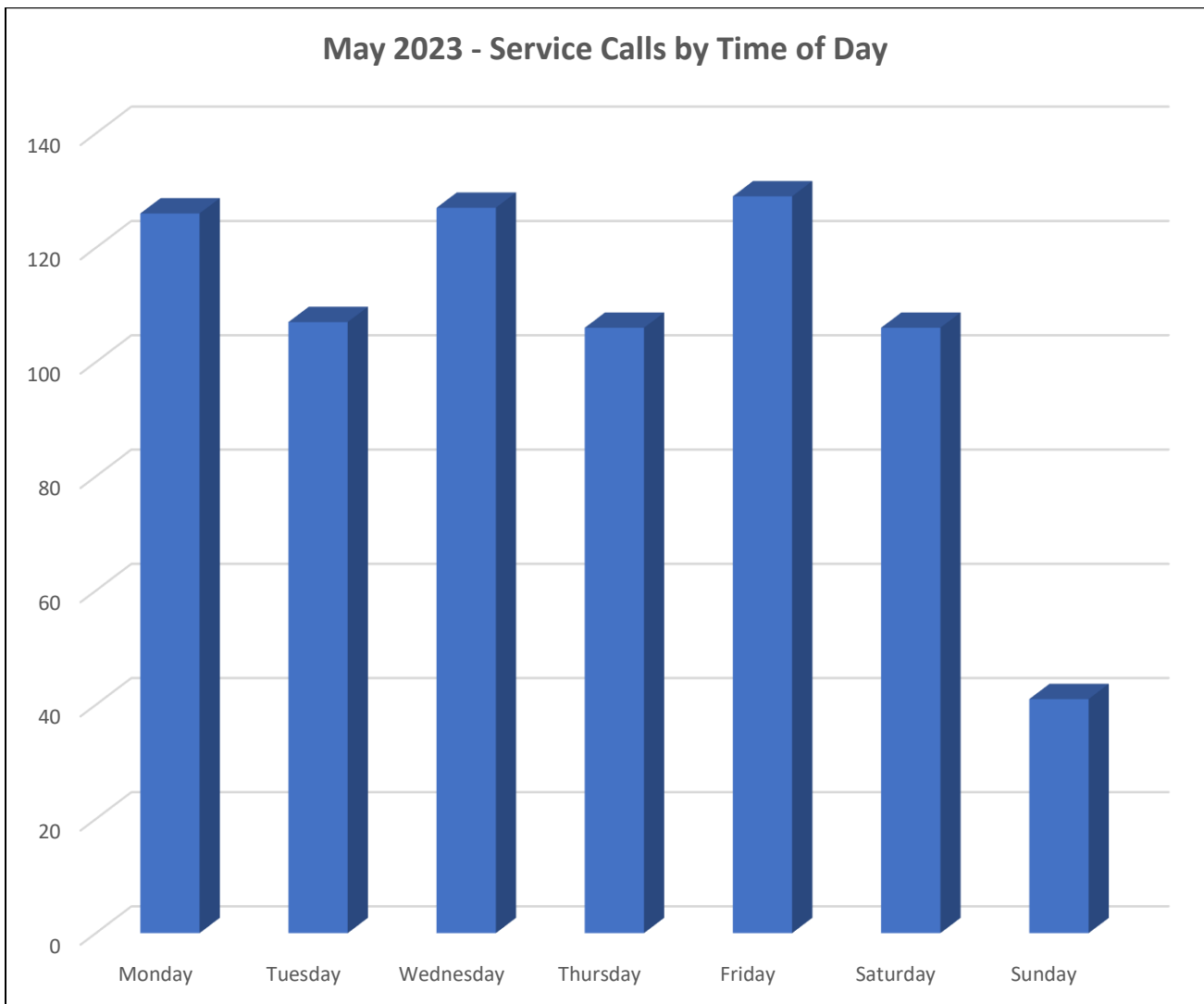
Service Calls by Time of Day	742
6am to 8am	6
8am to 10am	80
10am to 12pm	127
12pm to 2pm	184
2pm to 4pm	197
4pm to 6pm	80
6pm to 8pm	38
8pm to 10pm	10
10pm to 12am	12
12am to 2am	3
2am to 4am	2
4am to 6am	2



May 2023 Shelter Report

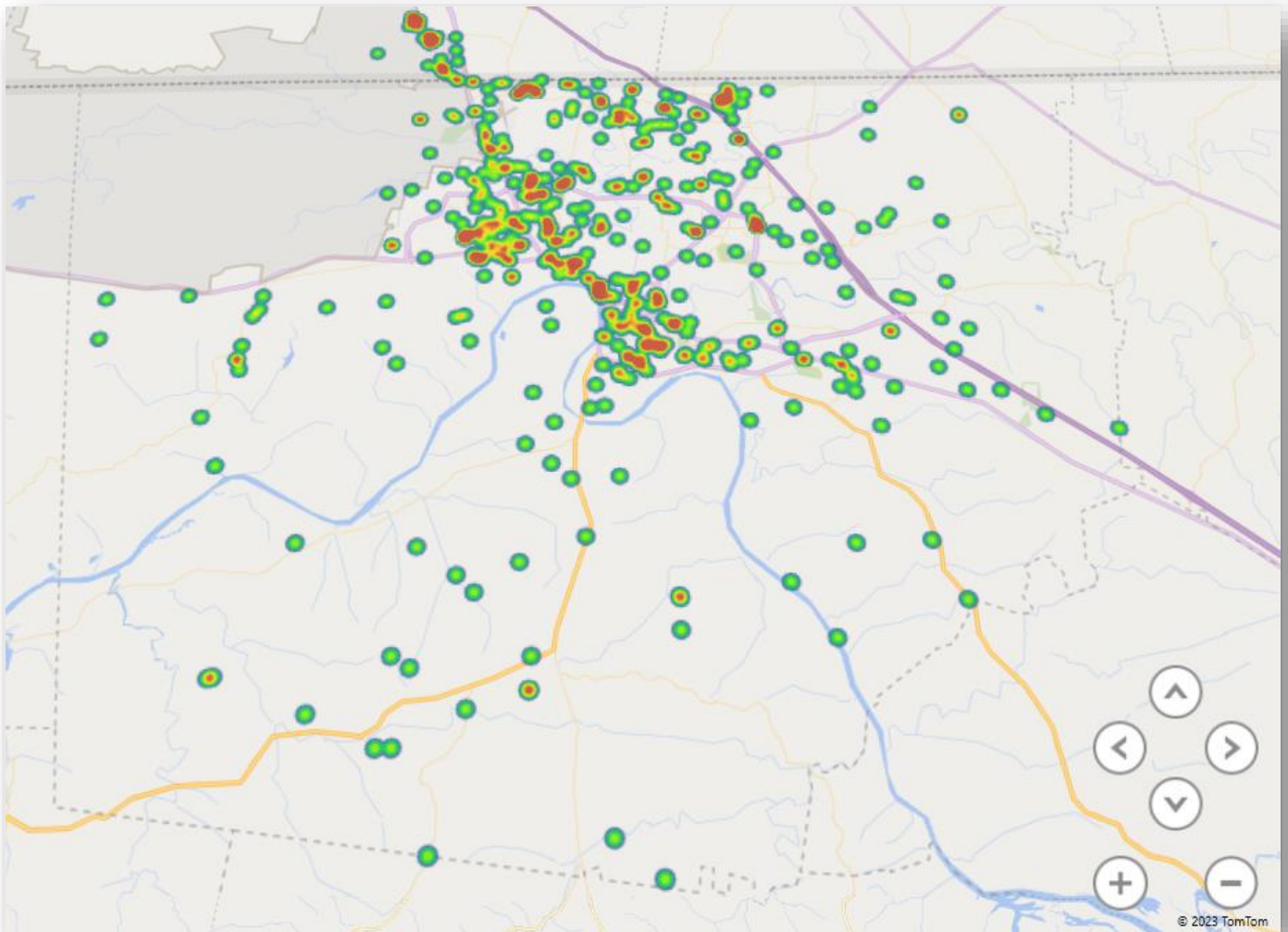
Activity by Day of Week

Service Calls by Day	742
Monday	126
Tuesday	107
Wednesday	127
Thursday	106
Friday	129
Saturday	106
Sunday	41



May 2023 Shelter Report

Activity Heat Map

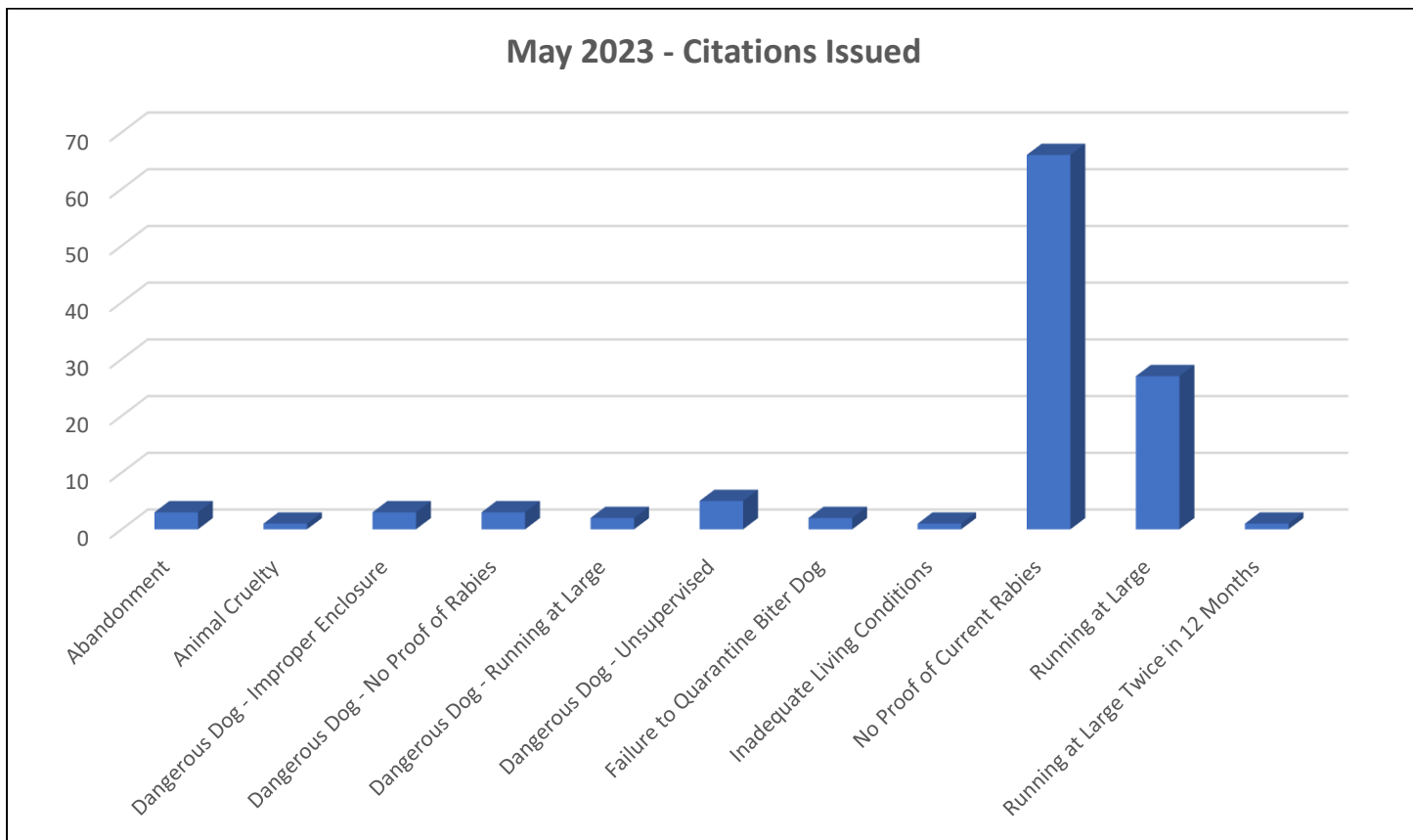


May 2023 Shelter Report

Citations Issued

Citations Issued		114
Animal Cruelty		1
Abandonment		3
Dangerous Dog – Improper Enclosure		3
Dangerous Dog – No Proof of Rabies		3
Dangerous Dog – Running at Large		2
Dangerous Dog – Unsupervised		5
Failure to Quarantine Biter Animal		2
No Proof of Current Rabies		66
Running at Large		27
Running at Large Twice in 12 Mos.		1

Citation Outcomes		114
Sent to General Sessions		51
Rectified Prior to Court		43
Pending		5
Warning Citation		15



2023 Totals

Activity	Jan.	Feb.	Mar.	Apr.	May	Jun.	Jul.	Aug.	Sep.	Oct.	Nov.	Dec.	Total	2022	% Change
Owner Surrenders	49	50	56	63	70								288		
Intakes	348	334	354	386	478								1,900		
Stray Dog	148	139	179	172	198								836		
Stray Cat	85	74	57	101	134								751		
Calls for Service	641	609	745	703	742								3,440		
Euthanasia dog	42	34	47	46	48								217		
Euthanasia Cat	15	15	21	17	16								84		
Microchips Issued	109	123	123	124	160								639		
Adoptions	122	130	121	106	147								626		
Rescue/Transfer	68	44	54	70	39								275		
Incoming Phone Calls	2,347	1,913	2,345	2,225	2,540								11,370		

Live Release Rate%	Jan.	Feb.	Mar.	Apr.	May	Jun.	Jul.	Aug.	Sep.	Oct.	Nov.	Dec.	Total	2022	% Change
Dogs	89%	83%	81%	80%	82%								83.25%		
Cats	91%	84%	78%	83%	85%								84%		
Total Live Release	90%	83%	80%	81%	82%								83.5%		

2022 Totals

Activity	Jan.	Feb.	Mar.	Apr.	May	Jun.	Jul.	Aug.	Sep.	Oct.	Nov.	Dec.	Total	2021	% Change
Owner Surrenders	31	110	75	41	31	56	36	47	54	48	49	52	661	633	4%
Intakes	234	320	329	313	384	396	313	508	456	434	369	382	4,438	3,761	15%
Stray Dog	114	109	150	108	119	129	158	202	171	153	166	192	1,792	1,435	20%
Stray Cat	67	47	80	129	195	175	91	177	164	146	78	62	1,411	1,065	25%
Calls for Service	397	409	614	615	592	628	637	649	630	642	636	681	7,130	5,328	25%
Euthanasia dog	19	32	27	21	24	35	36	64	55	27	50	64	419	232	45%
Euthanasia Cat	11	27	30	18	29	84	42	52	73	66	46	18	383	350	8%
Microchips Issued	128	99	150	123	140	144	193	172	128	170	135		1,438	1,636	-12%
Adoptions	137	99	142	122	110	142	184	187	141	186	122	177	1,607	1,523	5%
Rescue/Transfer	60	68	75	131	77	68	35	85	83	63	46	67	790	972	-18%
Incoming Phone Calls	**	**	**	**	**	**	**	**	**	2,400	2,192	2,155	6,747	---	---

Live Release Rate%	Jan.	Feb.	Mar.	Apr.	May	Jun.	Jul.	Aug.	Sep.	Oct.	Nov.	Dec.	Total	2021	% Change
Dogs	89.4%	83%	87%	91%	88%	85%	86%	76%	76%	89%	76%	77%	84%	86%	-2%
Cats	90%	73%	75%	88%	78%	54%	71%	71%	56%	65%	60%	87%	72%	72%	0%
Total Live Release	89.4%	80%	83%	90%	84%	72%	80%	74%	67%	78%	71%	81%	80%	85%	-5%

