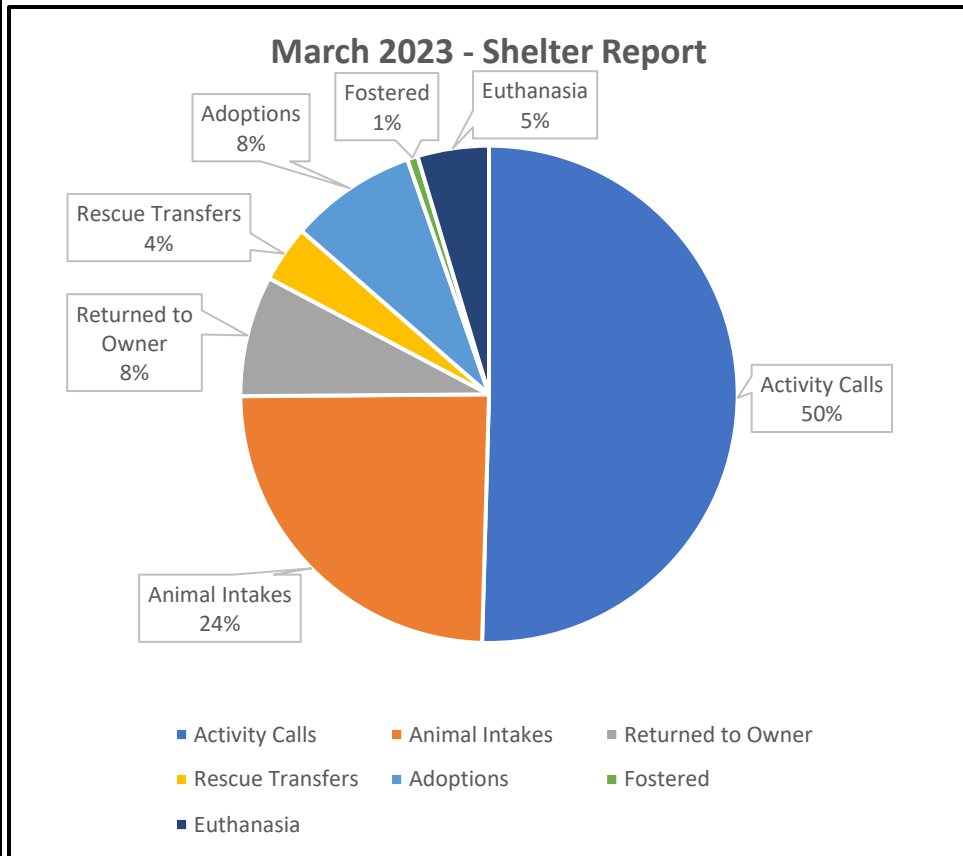




March 2023 Shelter Report

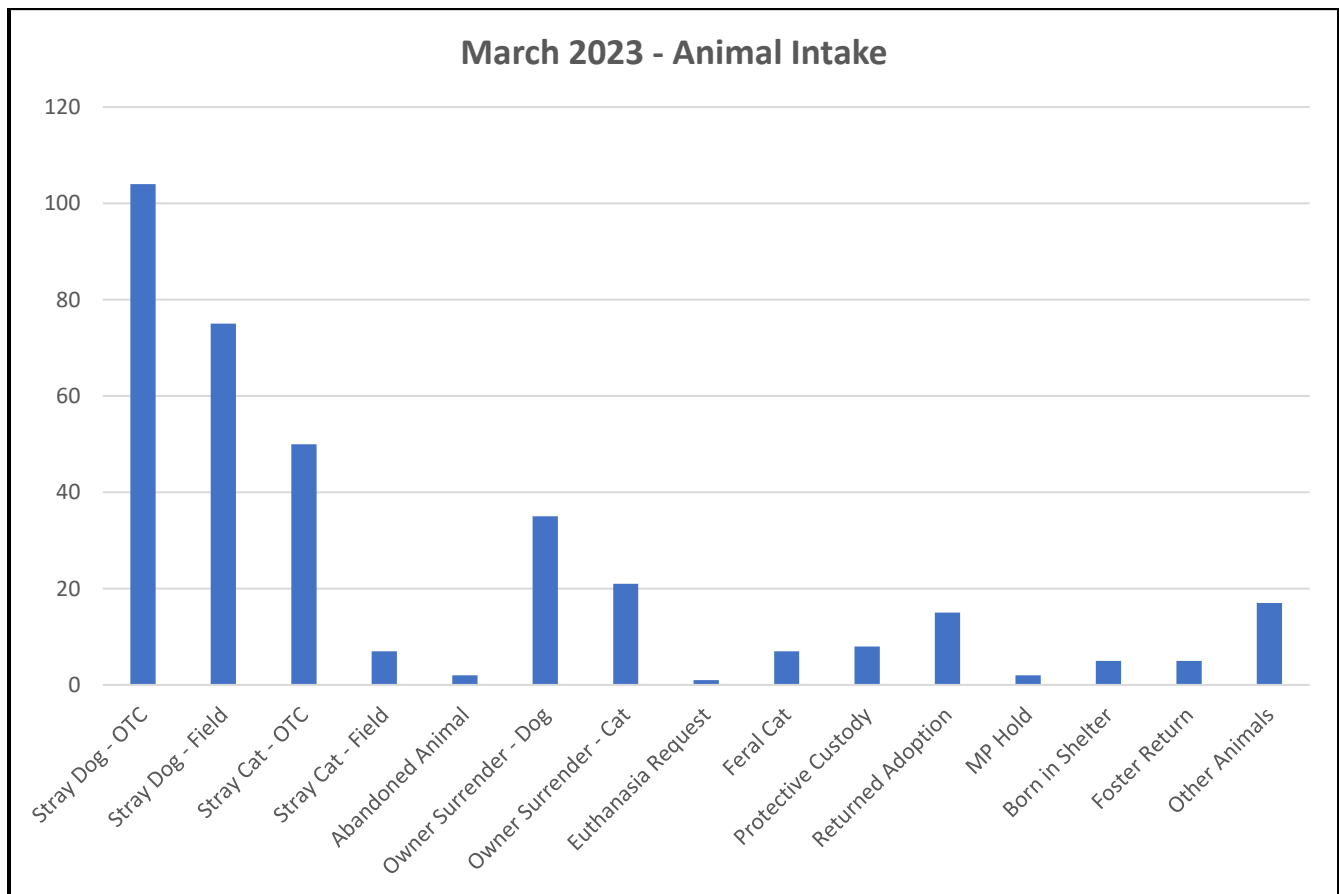
| March 2023 | |
|------------------------------|--------------|
| Activity Calls | 739 |
| Animal Intakes | 358 |
| Dogs | 246 |
| Cats | 96 |
| Other | 16 |
| Incoming Per Day | 13.25 |
| Returned to Owner | 115 |
| Dogs – In Field | 20 |
| Cats – In Field | 0 |
| Dogs – From Shelter | 88 |
| Cats – From Shelter | 7 |
| Rescue Transfers | 54 |
| Dogs Transferred | 29 |
| Cats Transferred | 25 |
| Animals Adopted | 121 |
| Dogs Adopted | 78 |
| Cats Adopted | 37 |
| Other Animals | 6 |
| Fostered | 10 |
| Dogs Fostered | 3 |
| Cats Fostered | 7 |
| Euthanasia | 68 |
| Dogs Euthanized | 47 |
| Cats Euthanized | 21 |
| TNR/Returned to Field | 2 |
| Visitors to Shelter | 1,201 |
| Avg. Visitors per Day | 55 |
| Incoming Phone Calls | 2,345 |
| Avg. Calls per Day | 87 |



March 2023 Shelter Report

Animal Intake Reasons

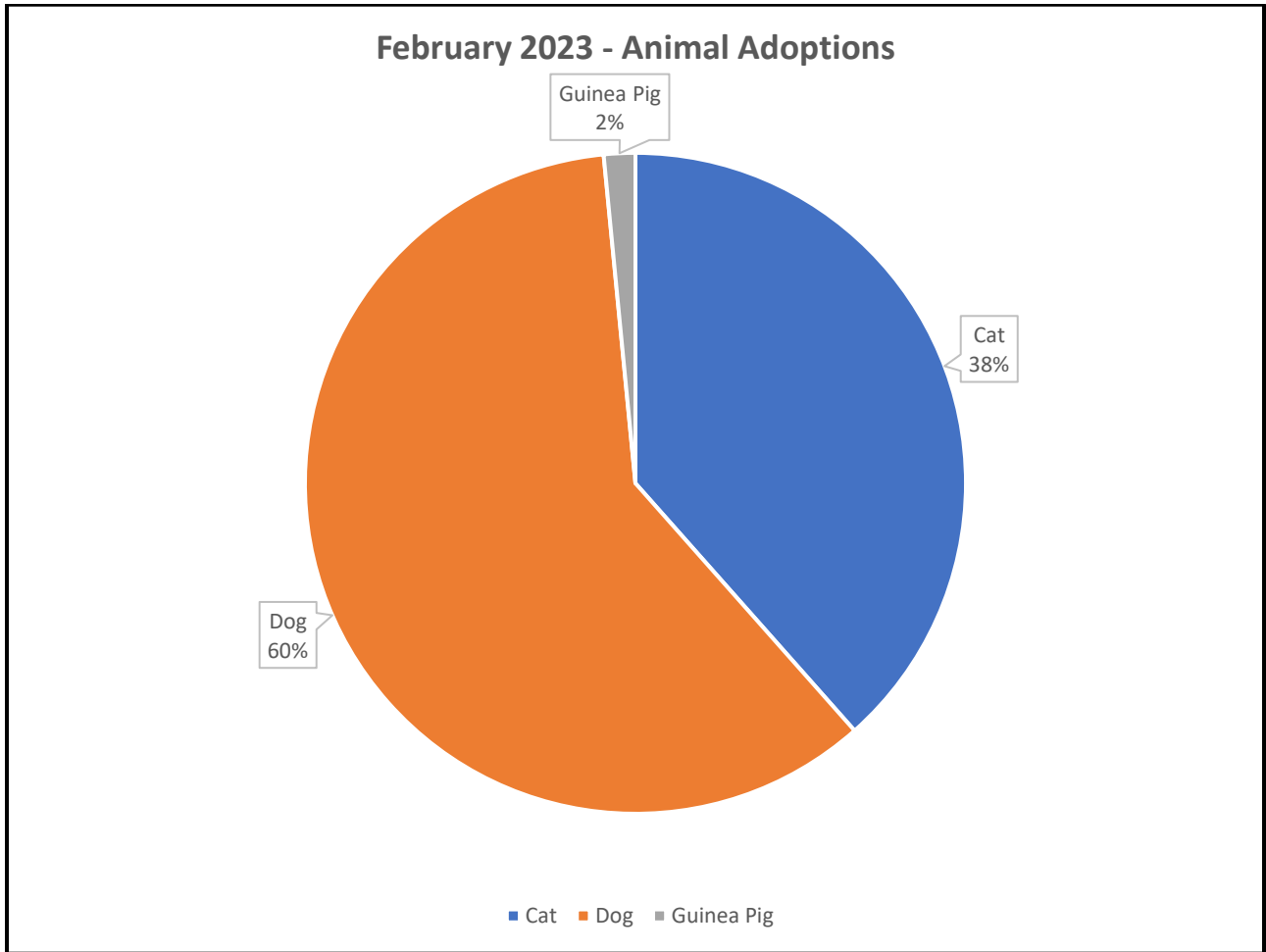
| Intake Reasons | 354 |
|------------------------|-----|
| Stray Dog – OTC | 104 |
| Stray Dog – Field | 75 |
| Stray Cat – OTC | 50 |
| Stray Cat – Field | 7 |
| Abandoned Animal | 2 |
| Owner Surrender – Dog | 35 |
| Owner Surrender - Cat | 21 |
| Owner Euth. Request | 1 |
| Feral Cat | 7 |
| Protective Custody | 8 |
| Returned Adoption | 15 |
| MP Hold – Ft. Campbell | 2 |
| Born in Shelter | 5 |
| Foster Returned | 5 |
| Other Animals | 17 |



March 2023 Shelter Report

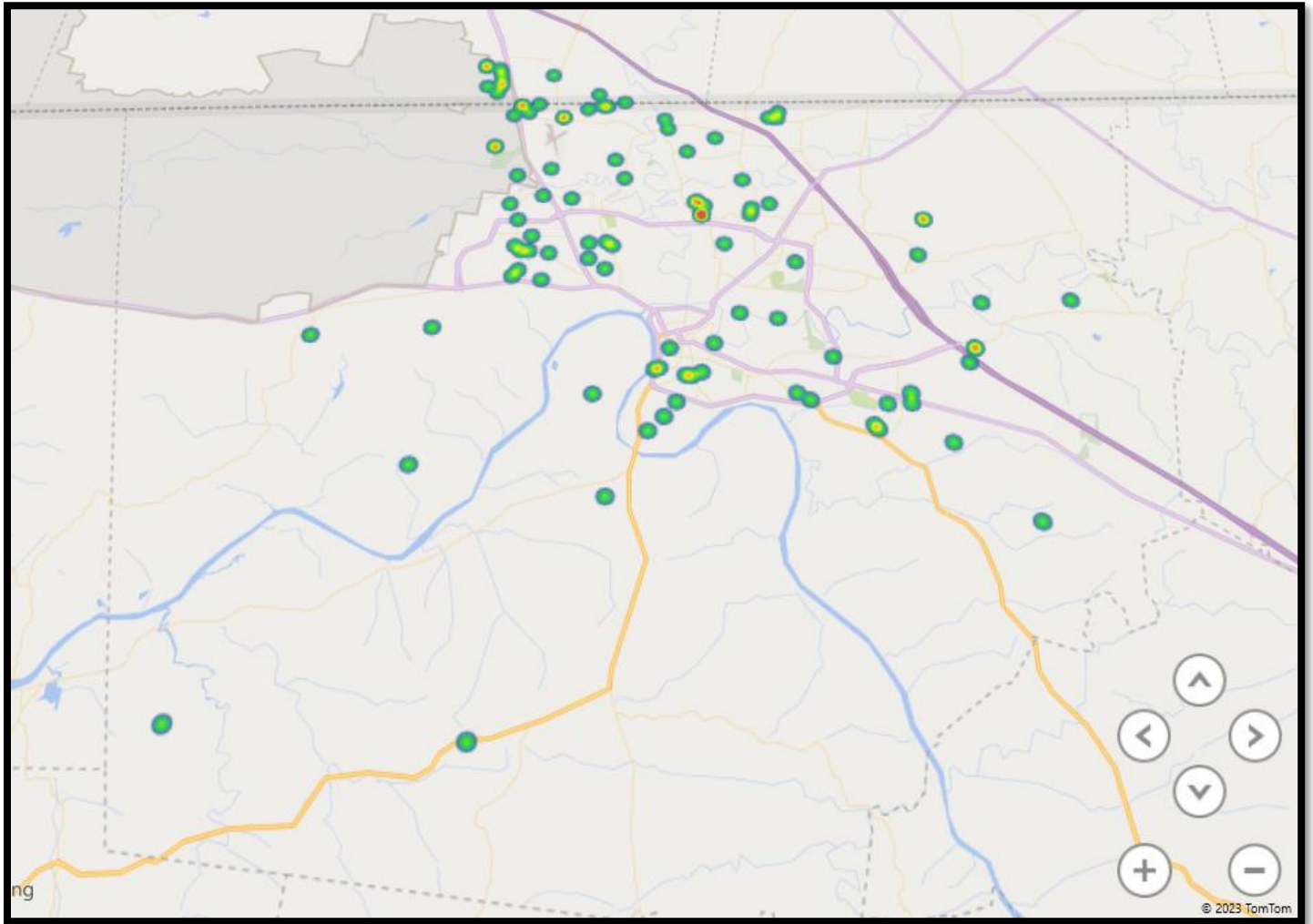
Animal Adoptions

| Adoptions | 121 |
|---------------|-----|
| Dogs/Puppies | 78 |
| Cats/Kittens | 37 |
| Other Animals | 6 |



March 2023 Shelter Report

Adoptions Heat Map

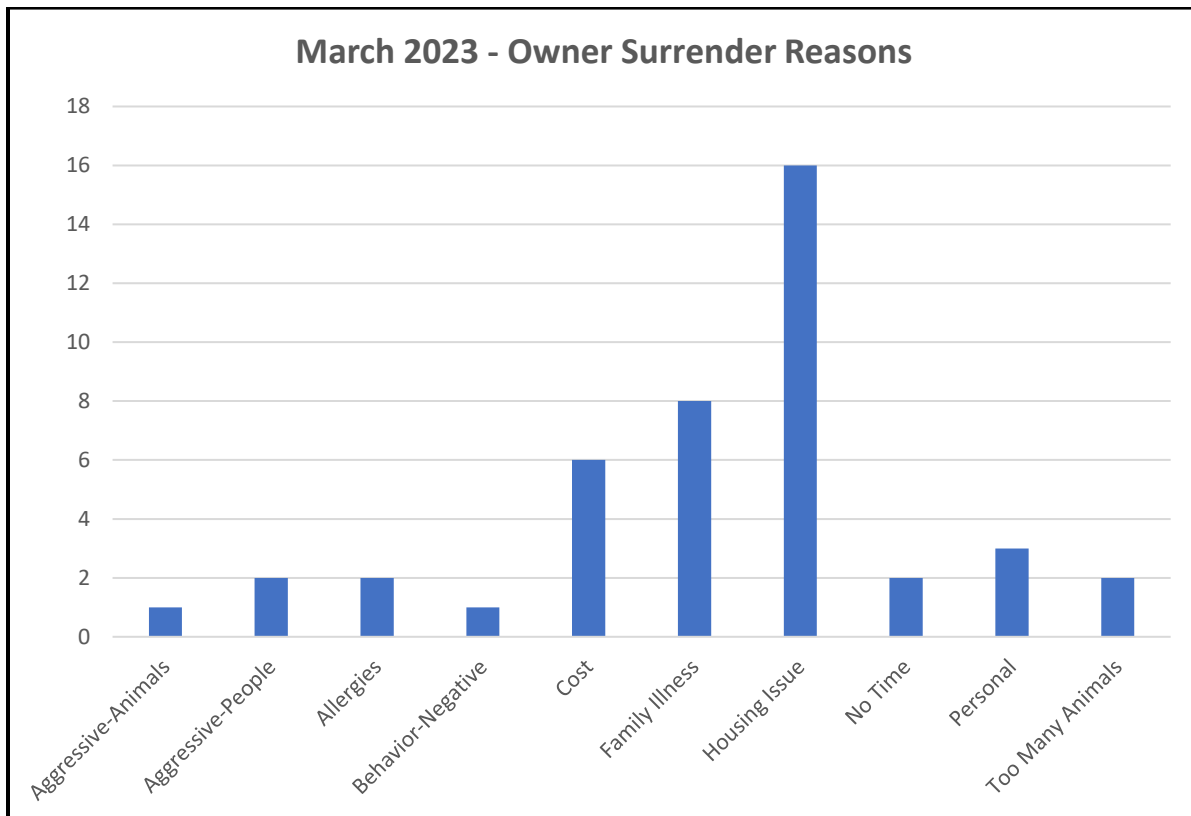


March 2023 Shelter Report

Owner Surrenders

| Owner Surrenders | 43 |
|------------------|----|
| Dogs/Puppies | 19 |
| Cats/Kittens | 19 |
| Other Animals | 5 |

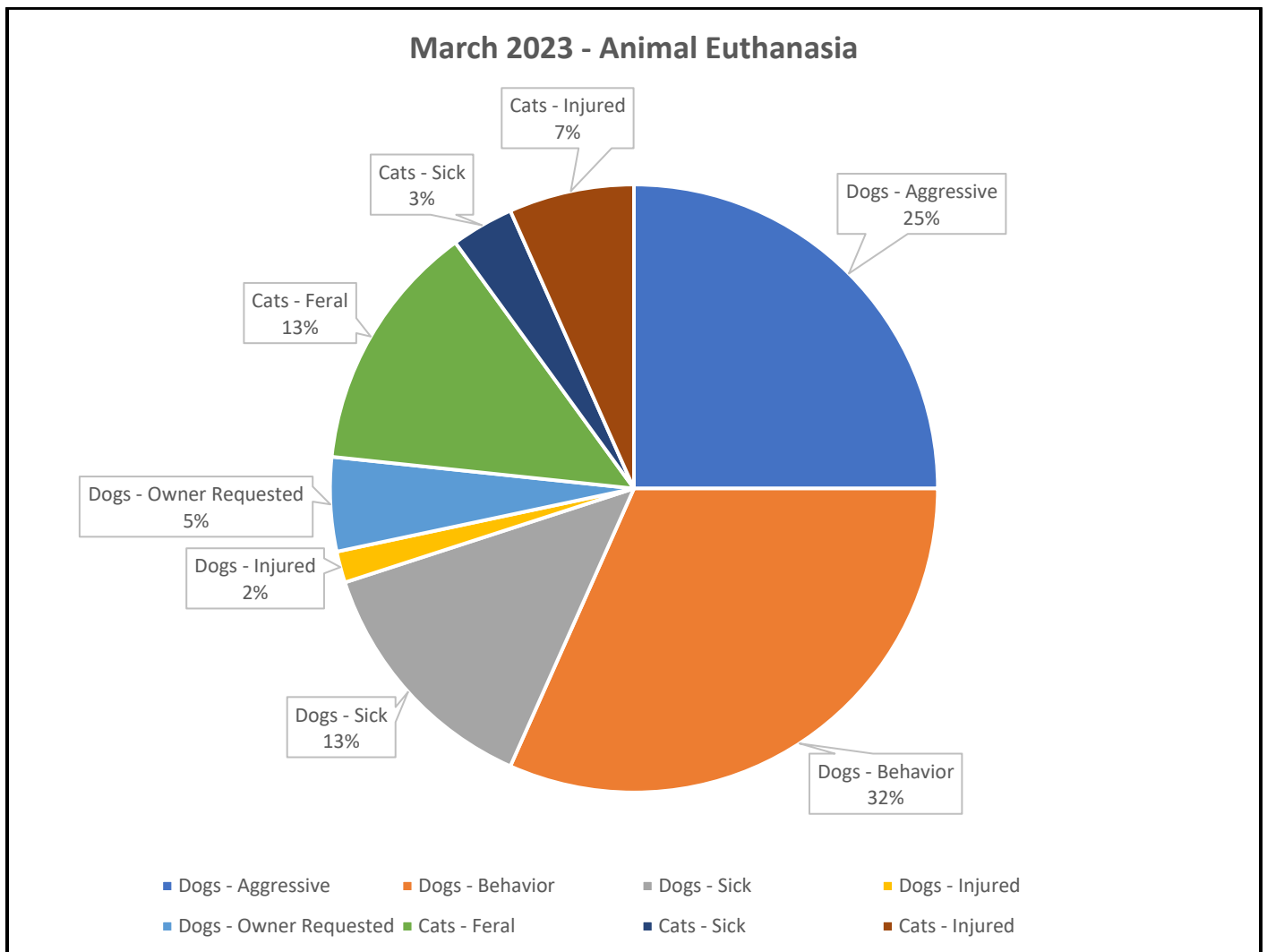
| Owner Surrender Reason | 43 |
|------------------------|----|
| Aggressive – People | 2 |
| Aggressive – Animals | 1 |
| Allergies | 2 |
| Behavior – Negative | 1 |
| Cost | 6 |
| Family Illness | 8 |
| Housing Issue | 16 |
| Landlord | 0 |
| Military/Deployed | 0 |
| No Time | 2 |
| Personal | 3 |
| Too Many Animals | 2 |



March 2023 Shelter Report

Euthanasia

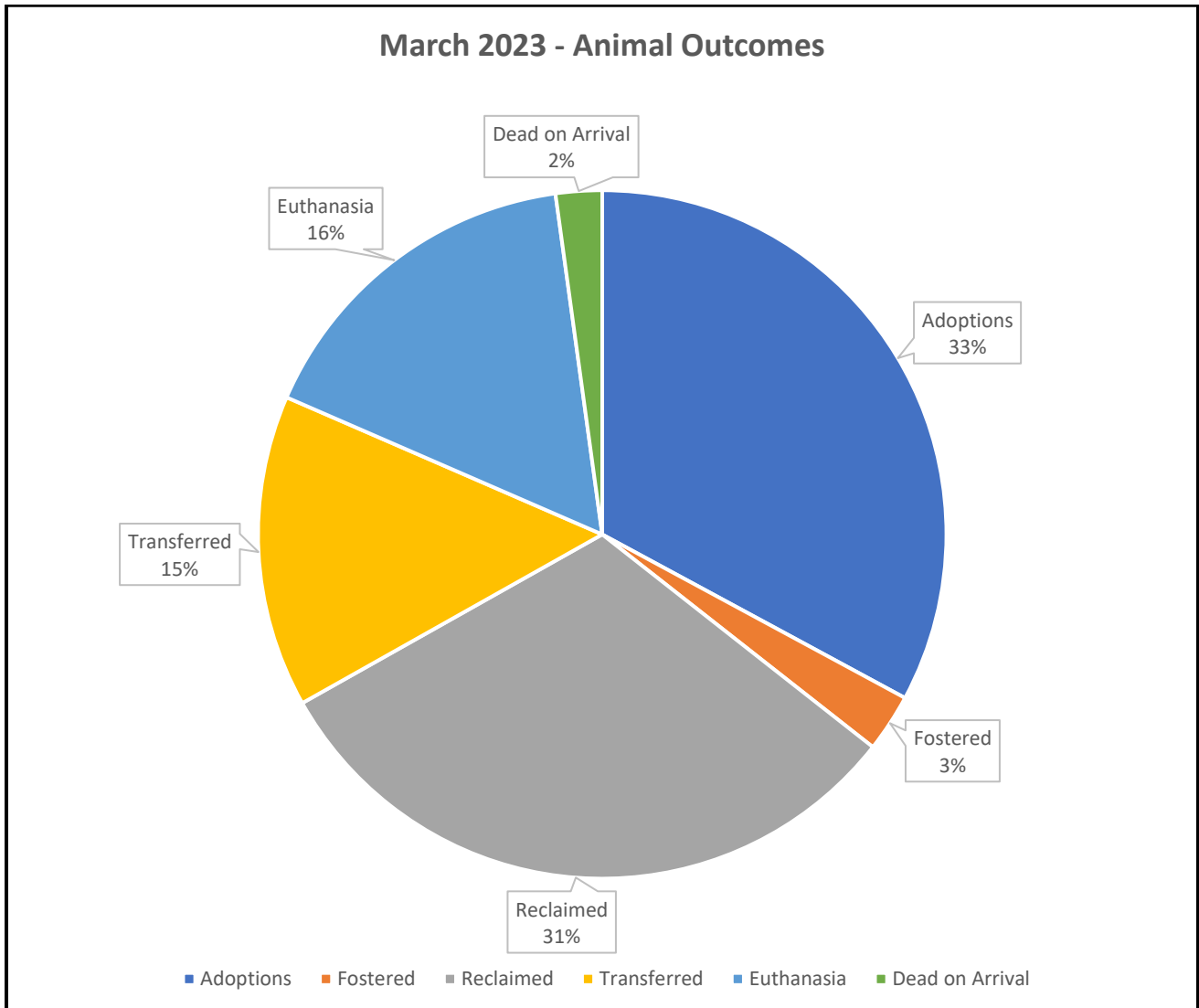
| | |
|--------------------------|-----------|
| Animal Euthanasia | 60 |
| Dogs/Puppies | 46 |
| Aggressive | 15 |
| Behavior | 19 |
| Sick/Injured | 9 |
| Owner Requested | 3 |
| Cats/Kittens | 14 |
| Feral | 8 |
| Injured | 4 |
| Aggressive | 0 |
| Sick | 2 |



March 2023 Shelter Report

Outcomes

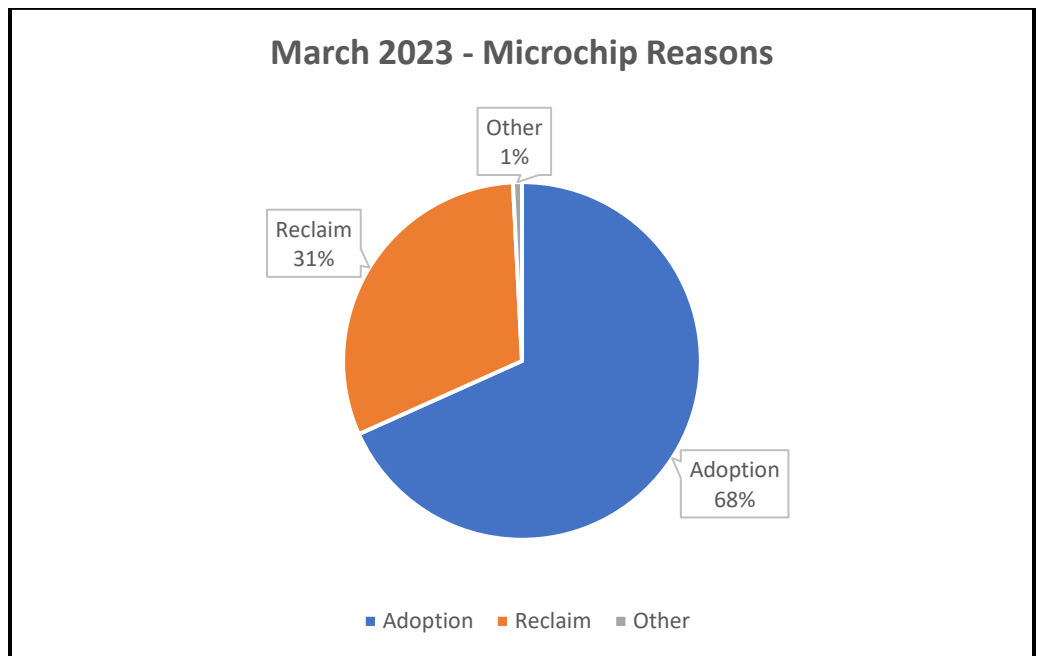
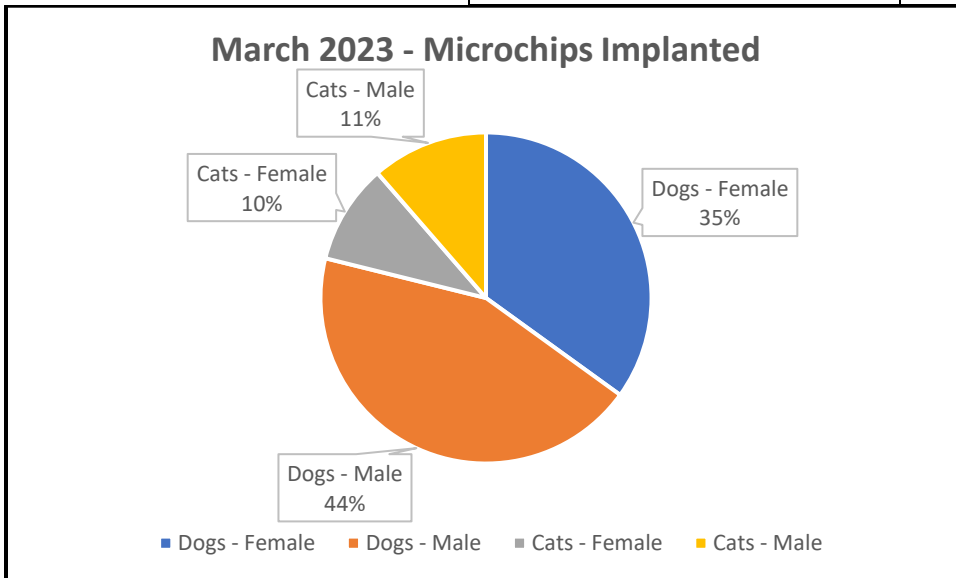
| Animal Outcomes | 368 |
|-----------------------|-----|
| Adoptions | 121 |
| Fostered | 10 |
| Reclaimed | 115 |
| Transferred to Rescue | 54 |
| Euthanasia | 60 |
| Dead on Arrival | 8 |



March 2023 Shelter Report

Microchips Issued

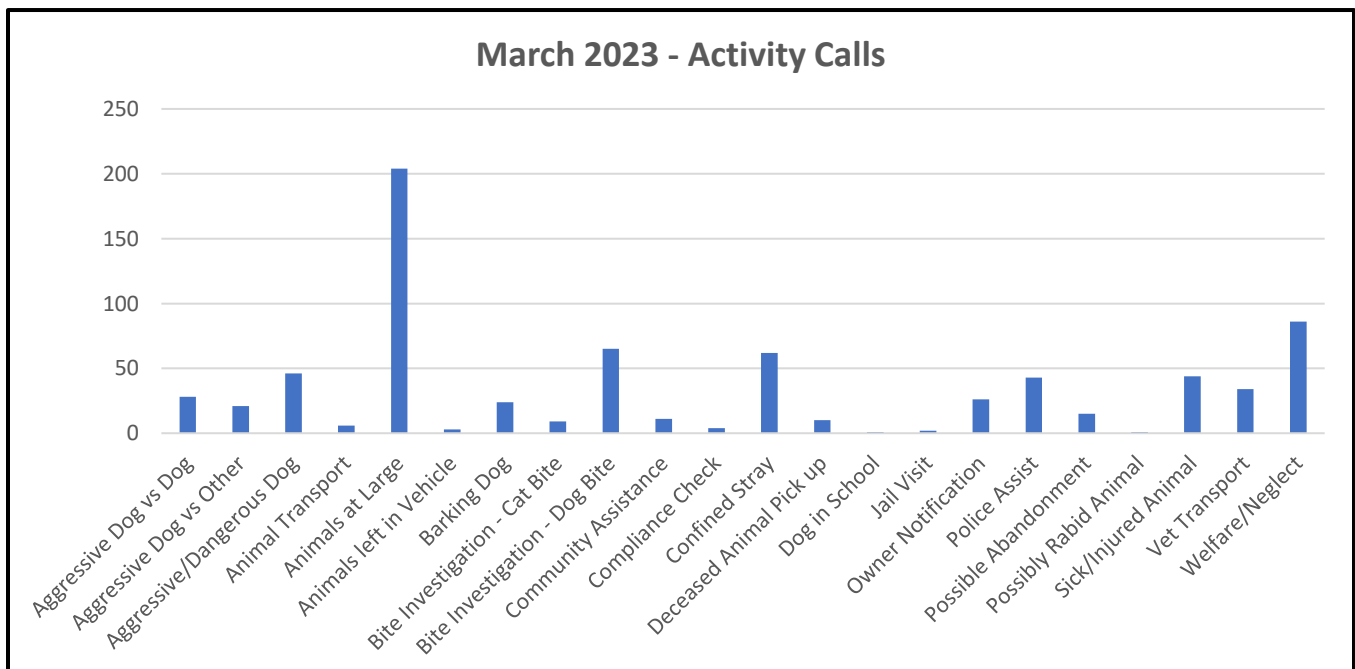
| Microchips Implanted | 123 |
|----------------------|-----|
| Dogs – Female | 43 |
| Dogs – Male | 54 |
| Cats – Female | 12 |
| Cats – Male | 14 |
| Adoptions | 84 |
| Reclaimed | 38 |
| Other | 1 |



March 2023 Shelter Report

Activity Calls

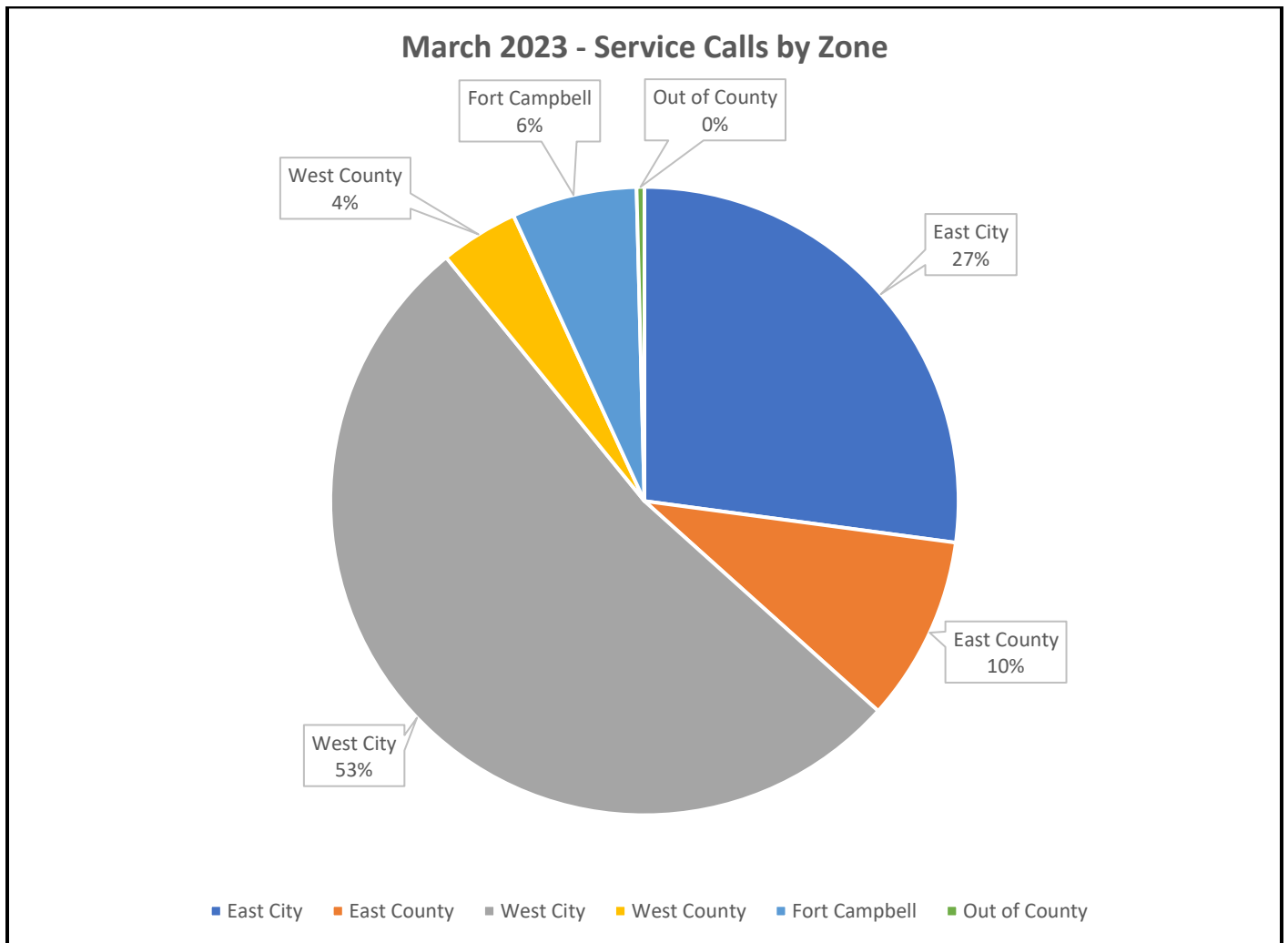
| Service Calls | 745 |
|------------------------------|-----|
| Aggressive Dog Vs Dog | 28 |
| Aggressive Dog Vs. Other | 21 |
| Aggressive/Dangerous Dog | 46 |
| Animal Transport | 6 |
| Animal Left in Vehicle | 3 |
| Animals at Large | 204 |
| Barking Dog | 24 |
| Bites involving Cats | 9 |
| Bites involving Dogs | 65 |
| Community Assistance | 11 |
| Compliance Check | 4 |
| Confined Stray | 62 |
| Deceased Animal Pick Up | 10 |
| Dog in School | 1 |
| Jail Visit | 2 |
| Owner Notification | 26 |
| Police Assist | 43 |
| Possible Abandonment | 15 |
| Possibly Rabid Animal | 1 |
| Sick or Injured Animal | 44 |
| Vet Transport | 34 |
| Welfare or Neglect Complaint | 86 |



March 2023 Shelter Report

Activity Calls by Zones

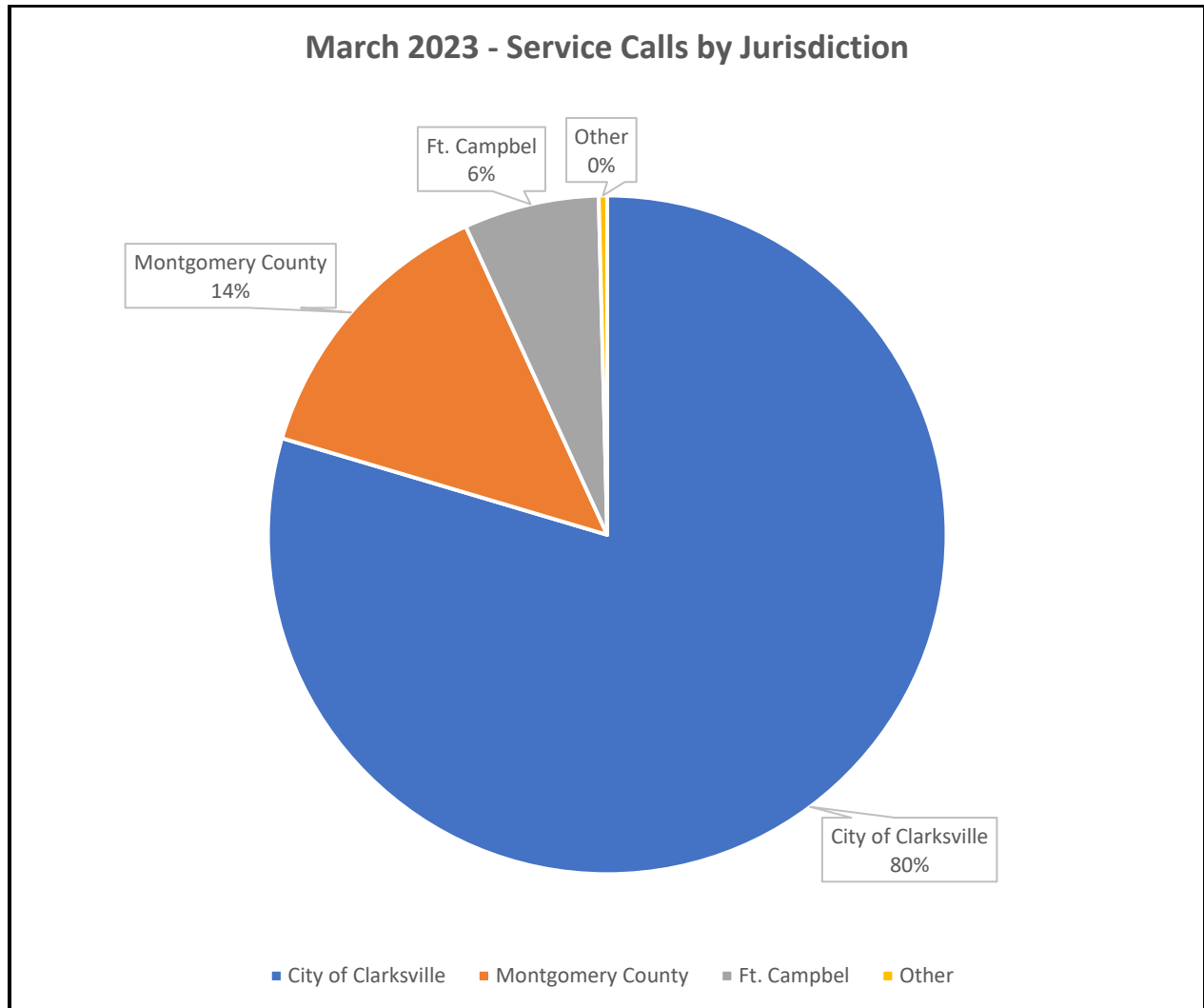
| Service Calls by Zone | 745 |
|-----------------------|-----|
| East City | 202 |
| East County | 71 |
| West City | 391 |
| West County | 30 |
| Ft. Campbell | 48 |
| Other | 3 |



March 2023 Shelter Report

Activity Calls by Jurisdiction

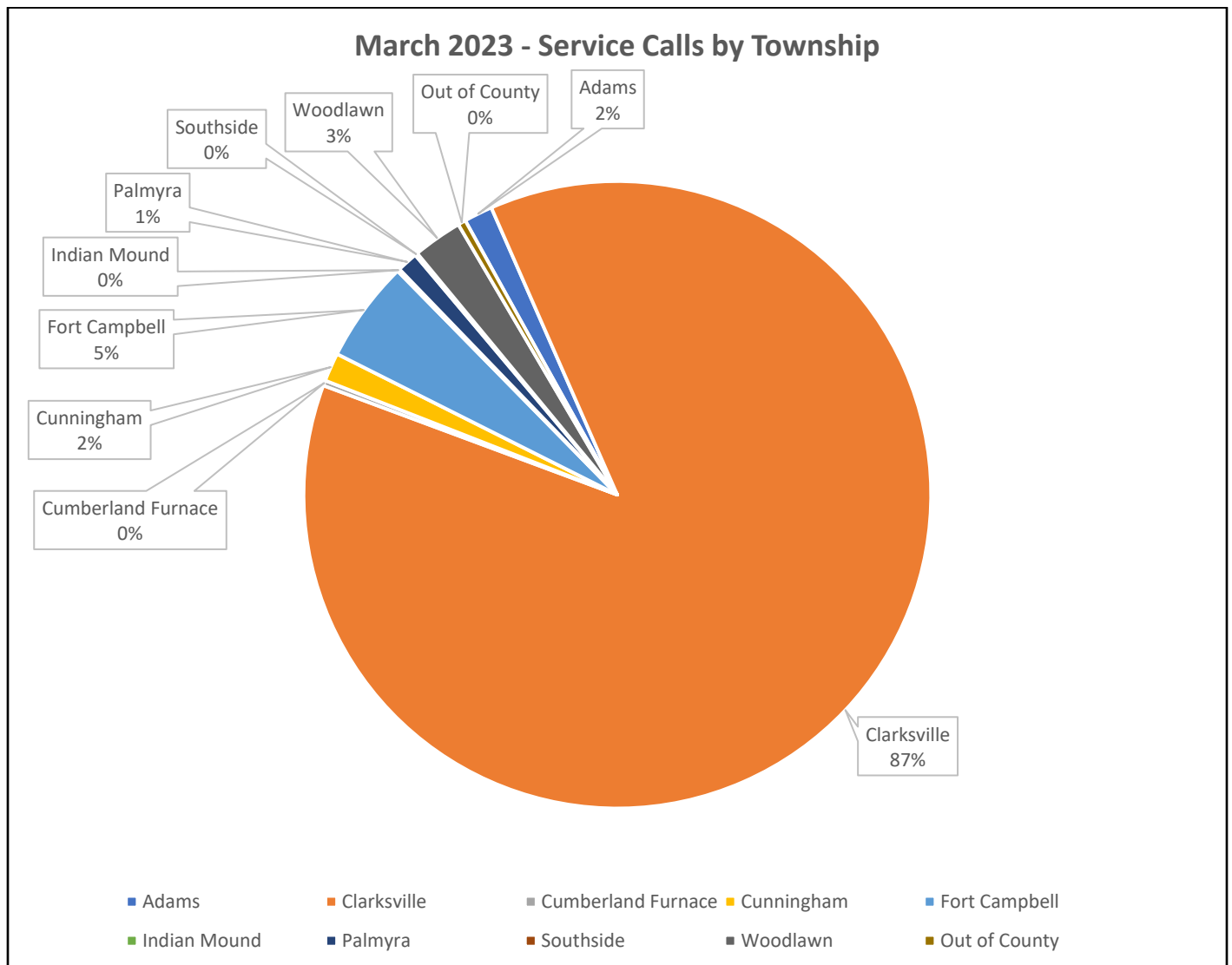
| Service Calls by Jurisdiction | 745 |
|-------------------------------|-----|
| City of Clarksville | 593 |
| Montgomery County | 101 |
| Ft. Campbell | 48 |
| Out of County | 3 |



March 2023 Shelter Report

Activity Calls by Townships

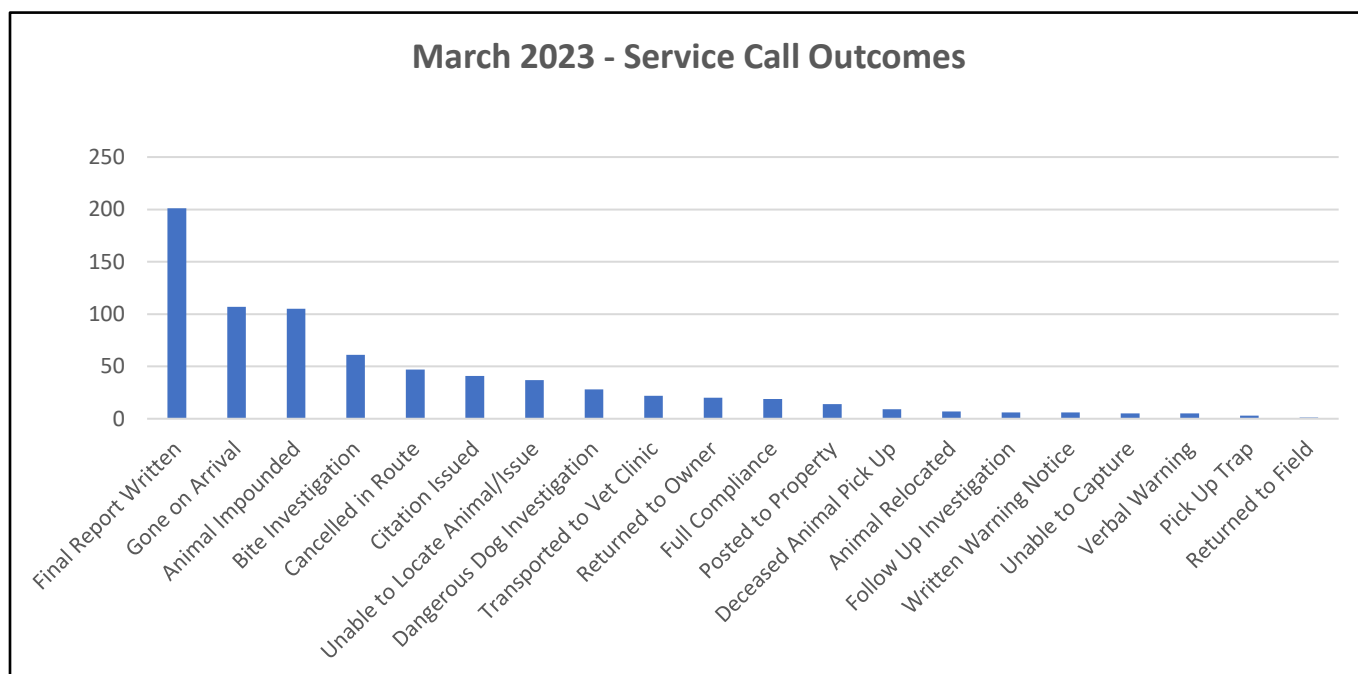
| Service Calls by Township | 745 |
|---------------------------|-----|
| Adams | 11 |
| Clarksville | 650 |
| Cumberland Furnace | 2 |
| Cunningham | 11 |
| Fort Campbell | 48 |
| Indian Mound | 1 |
| Palmyra | 8 |
| Southside | 1 |
| Woodlawn | 19 |
| Other | 3 |



March 2023 Shelter Report

Activity Call Outcomes

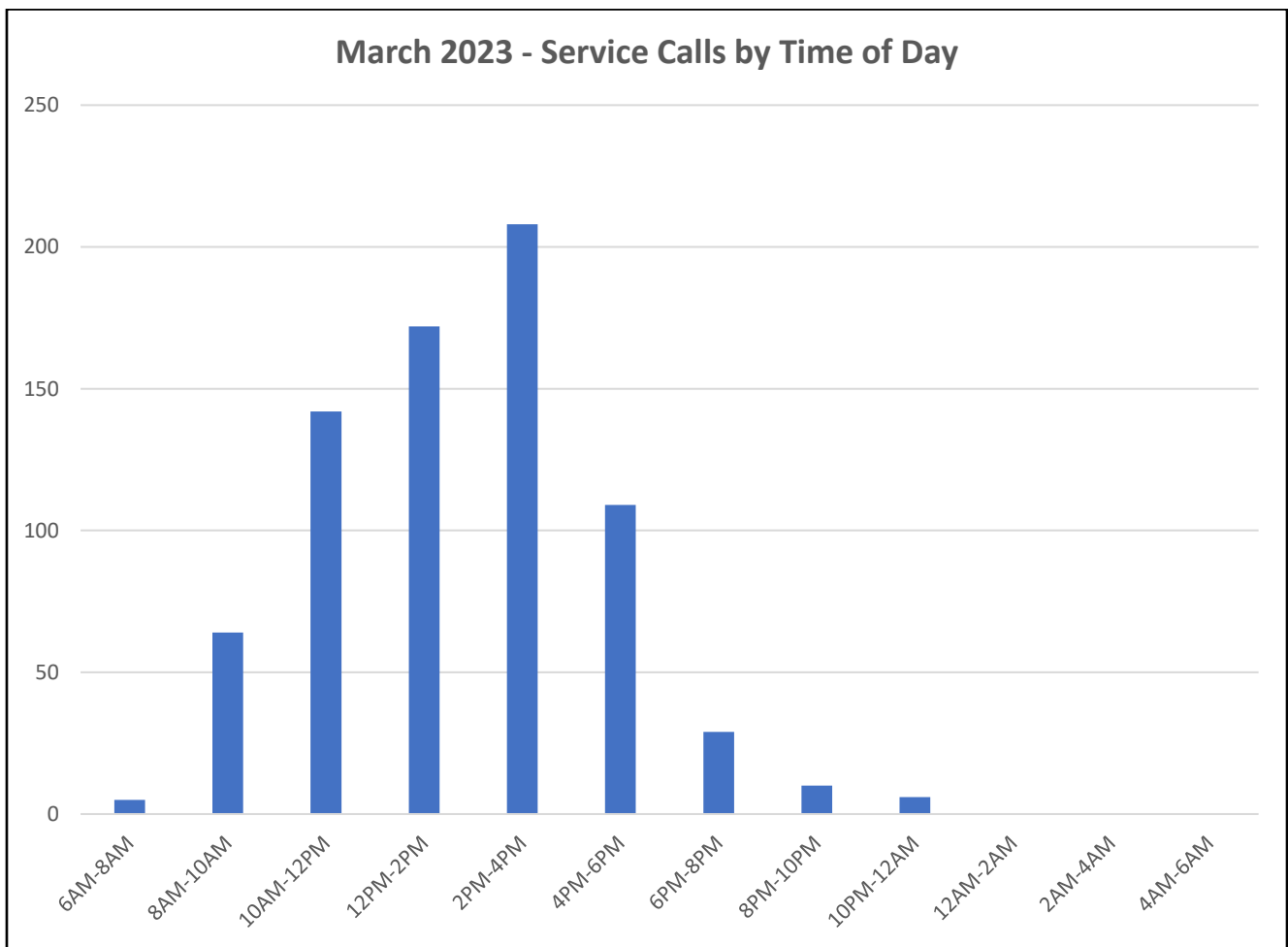
| Service Calls Outcomes | 745 |
|-------------------------------|-----|
| Animal Impounded | 105 |
| Animal Relocated | 7 |
| Bite Investigation | 61 |
| Cancelled in Route | 47 |
| Citation issued | 41 |
| Cruelty Investigation | 0 |
| Dangerous Dog Investigation | 28 |
| Deceased Animal Pick Up | 9 |
| Final Report Written | 201 |
| Follow Up Investigation | 6 |
| Full Compliance | 19 |
| Gone on Arrival | 107 |
| Pick up Trap | 3 |
| Posted to Property | 14 |
| Returned to Owner | 20 |
| Returned to Field | 1 |
| Transported to Vet Clinic | 22 |
| Unable to Capture | 5 |
| Unable to Locate Animal/Issue | 37 |
| Verbal Warning | 5 |
| Warning Citation | 1 |
| Written Warning Notice | 6 |



March 2023 Shelter Report

Activity by Time of Day

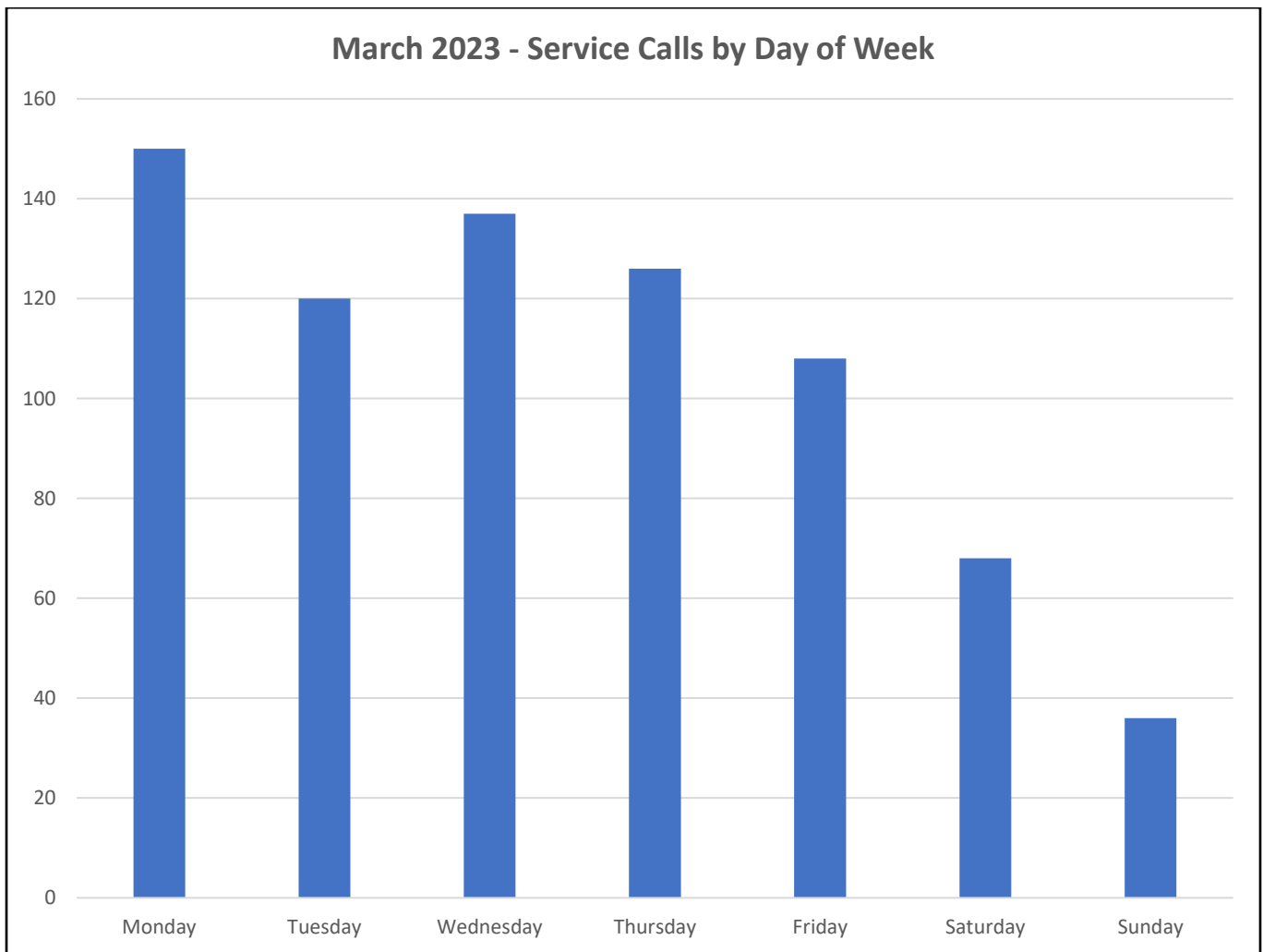
| Service Calls by Time of Day | 745 |
|------------------------------|-----|
| 6am to 8am | 5 |
| 8am to 10am | 64 |
| 10am to 12pm | 142 |
| 12pm to 2pm | 172 |
| 2pm to 4pm | 208 |
| 4pm to 6pm | 109 |
| 6pm to 8pm | 29 |
| 8pm to 10pm | 10 |
| 10pm to 12am | 6 |
| 12am to 2am | 0 |
| 2am to 4am | 0 |
| 4am to 6am | 0 |



March 2023 Shelter Report

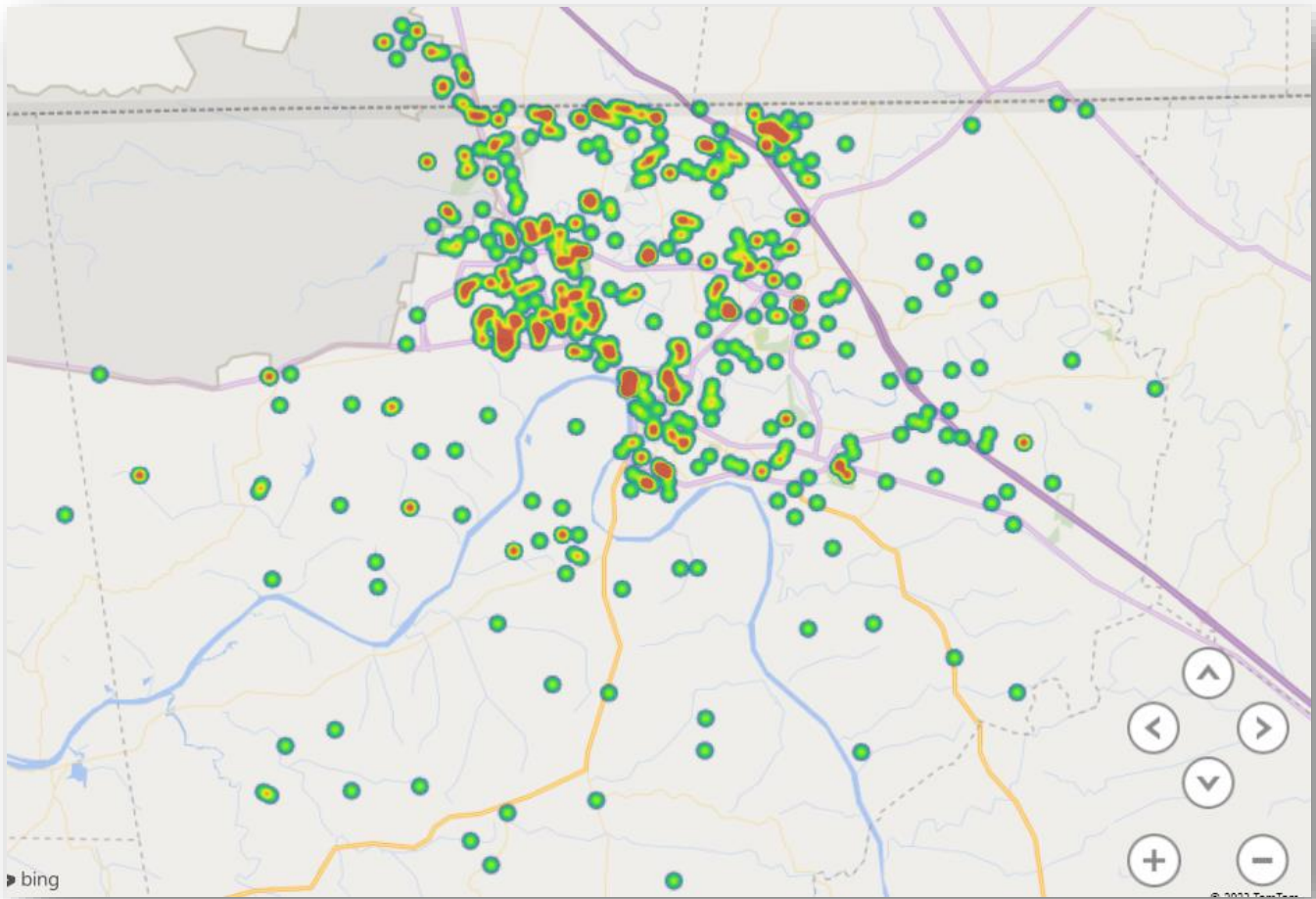
Activity by Day of Week

| Service Calls by Day | 745 |
|----------------------|-----|
| Monday | 150 |
| Tuesday | 120 |
| Wednesday | 137 |
| Thursday | 126 |
| Friday | 108 |
| Saturday | 68 |
| Sunday | 36 |



March 2023 Shelter Report

Activity Heat Map

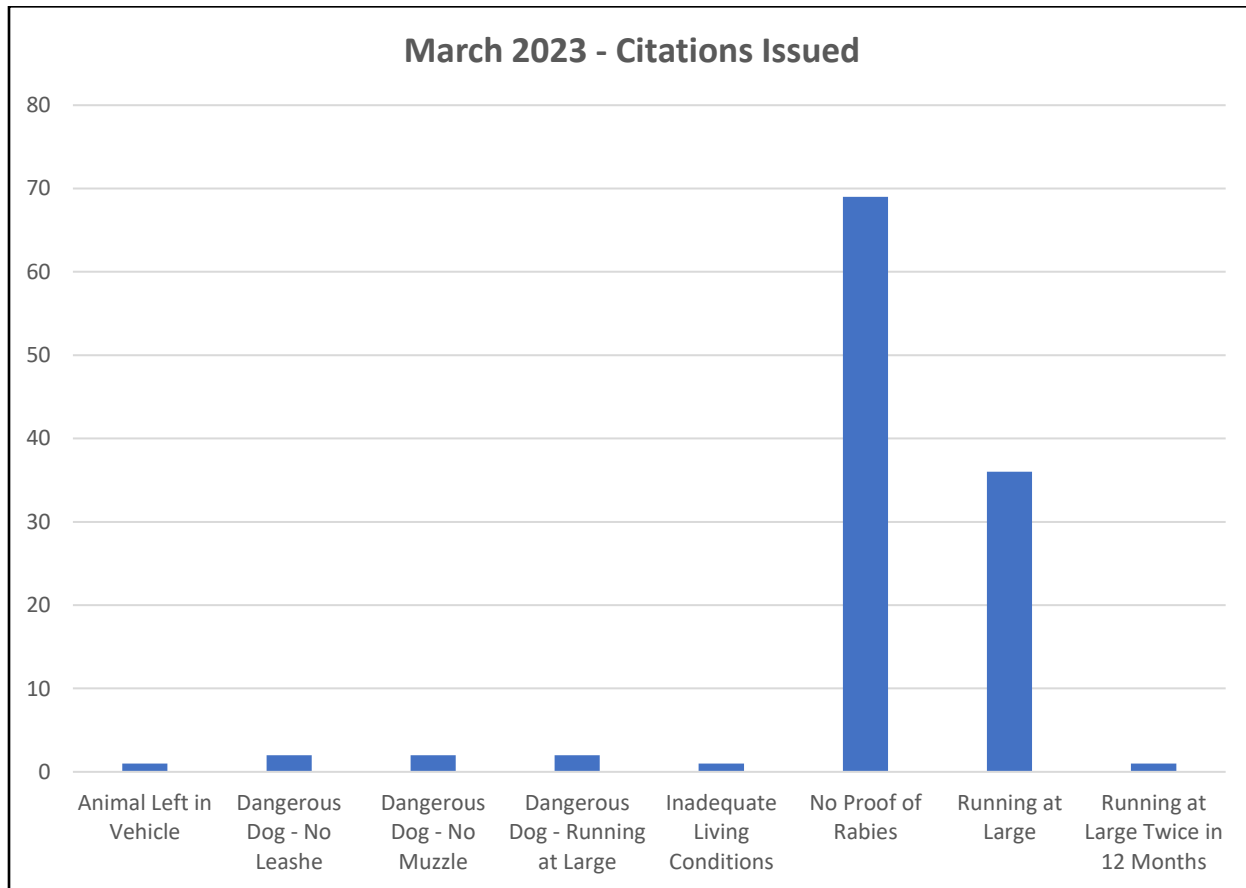


March 2023 Shelter Report

Citations Issued

| Citations Issued | | 114 |
|-----------------------------------|--|-----|
| Animal Cruelty | | 0 |
| Dangerous Dog – Running at Large | | 2 |
| Dangerous Dog – No Muzzle | | 2 |
| Dangerous Dog – Not Leash | | 2 |
| Inadequate Living Conditions | | 1 |
| No Proof of Rabies | | 69 |
| Running at Large | | 36 |
| Running at Large Twice in 12 Mos. | | 1 |

| Citation Outcomes | | 114 |
|--------------------------|--|-----|
| Sent to General Sessions | | 50 |
| Rectified Prior to Court | | 43 |
| Pending | | 0 |
| Warning Citation | | 21 |



2023 Totals

| Activity | Jan. | Feb. | Mar. | Apr. | May | Jun. | Jul. | Aug. | Sep. | Oct. | Nov. | Dec. | Total | 2022 | % Change |
|----------------------|-------|-------|-------|------|-----|------|------|------|------|------|------|------|-------|------|-------------|
| Owner Surrenders | 49 | 50 | 56 | | | | | | | | | | 155 | | |
| Intakes | 348 | 334 | 354 | | | | | | | | | | 1,036 | | |
| Stray Dog | 148 | 139 | 179 | | | | | | | | | | 466 | | |
| Stray Cat | 85 | 74 | 57 | | | | | | | | | | 516 | | |
| Calls for Service | 641 | 609 | 745 | | | | | | | | | | 1,995 | | |
| Euthanasia dog | 42 | 34 | 47 | | | | | | | | | | 123 | | |
| Euthanasia Cat | 15 | 15 | 21 | | | | | | | | | | 51 | | |
| Microchips Issued | 109 | 123 | 123 | | | | | | | | | | 355 | | |
| Adoptions | 122 | 130 | 121 | | | | | | | | | | 373 | | |
| Rescue/Transfer | 68 | 44 | 54 | | | | | | | | | | 166 | | |
| Incoming Phone Calls | 2,347 | 1,913 | 2,345 | | | | | | | | | | 6,605 | | |

| Live Release Rate% | Jan. | Feb. | Mar. | Apr. | May | Jun. | Jul. | Aug. | Sep. | Oct. | Nov. | Dec. | Total | 2022 | % Change |
|-----------------------|------|------|------|------|-----|------|------|------|------|------|------|------|-------|------|-------------|
| Dogs | 89% | 83% | 81% | | | | | | | | | | 84% | | |
| Cats | 91% | 84% | 78% | | | | | | | | | | 84% | | |
| Total Live Release | 90% | 83% | 80% | | | | | | | | | | 84% | | |

2022 Totals

| Activity | Jan. | Feb. | Mar. | Apr. | May | Jun. | Jul. | Aug. | Sep. | Oct. | Nov. | Dec. | Total | 2021 | % Change |
|----------------------|------|------|------|------|-----|------|------|------|------|-------|-------|-------|-------|-------|-------------|
| Owner Surrenders | 31 | 110 | 75 | 41 | 31 | 56 | 36 | 47 | 54 | 48 | 49 | 52 | 661 | 633 | 4% |
| Intakes | 234 | 320 | 329 | 313 | 384 | 396 | 313 | 508 | 456 | 434 | 369 | 382 | 4,438 | 3,761 | 15% |
| Stray Dog | 114 | 109 | 150 | 108 | 119 | 129 | 158 | 202 | 171 | 153 | 166 | 192 | 1,792 | 1,435 | 20% |
| Stray Cat | 67 | 47 | 80 | 129 | 195 | 175 | 91 | 177 | 164 | 146 | 78 | 62 | 1,411 | 1,065 | 25% |
| Calls for Service | 397 | 409 | 614 | 615 | 592 | 628 | 637 | 649 | 630 | 642 | 636 | 681 | 7,130 | 5,328 | 25% |
| Euthanasia dog | 19 | 32 | 27 | 21 | 24 | 35 | 36 | 64 | 55 | 27 | 50 | 64 | 419 | 232 | 45% |
| Euthanasia Cat | 11 | 27 | 30 | 18 | 29 | 84 | 42 | 52 | 73 | 66 | 46 | 18 | 383 | 350 | 8% |
| Microchips Issued | 128 | 99 | 150 | 123 | 140 | 144 | 193 | 172 | 128 | 170 | 135 | | 1,438 | 1,636 | -12% |
| Adoptions | 137 | 99 | 142 | 122 | 110 | 142 | 184 | 187 | 141 | 186 | 122 | 177 | 1,607 | 1,523 | 5% |
| Rescue/Transfer | 60 | 68 | 75 | 131 | 77 | 68 | 35 | 85 | 83 | 63 | 46 | 67 | 790 | 972 | -18% |
| Incoming Phone Calls | ** | ** | ** | ** | ** | ** | ** | ** | ** | 2,400 | 2,192 | 2,155 | 6,747 | --- | --- |

| Live Release Rate% | Jan. | Feb. | Mar. | Apr. | May | Jun. | Jul. | Aug. | Sep. | Oct. | Nov. | Dec. | Total | 2021 | % Change |
|-----------------------|-------|------|------|------|-----|------|------|------|------|------|------|------|-------|------|-------------|
| Dogs | 89.4% | 83% | 87% | 91% | 88% | 85% | 86% | 76% | 76% | 89% | 76% | 77% | 84% | 86% | -2% |
| Cats | 90% | 73% | 75% | 88% | 78% | 54% | 71% | 71% | 56% | 65% | 60% | 87% | 72% | 72% | 0% |
| Total Live Release | 89.4% | 80% | 83% | 90% | 84% | 72% | 80% | 74% | 67% | 78% | 71% | 81% | 80% | 85% | -5% |

