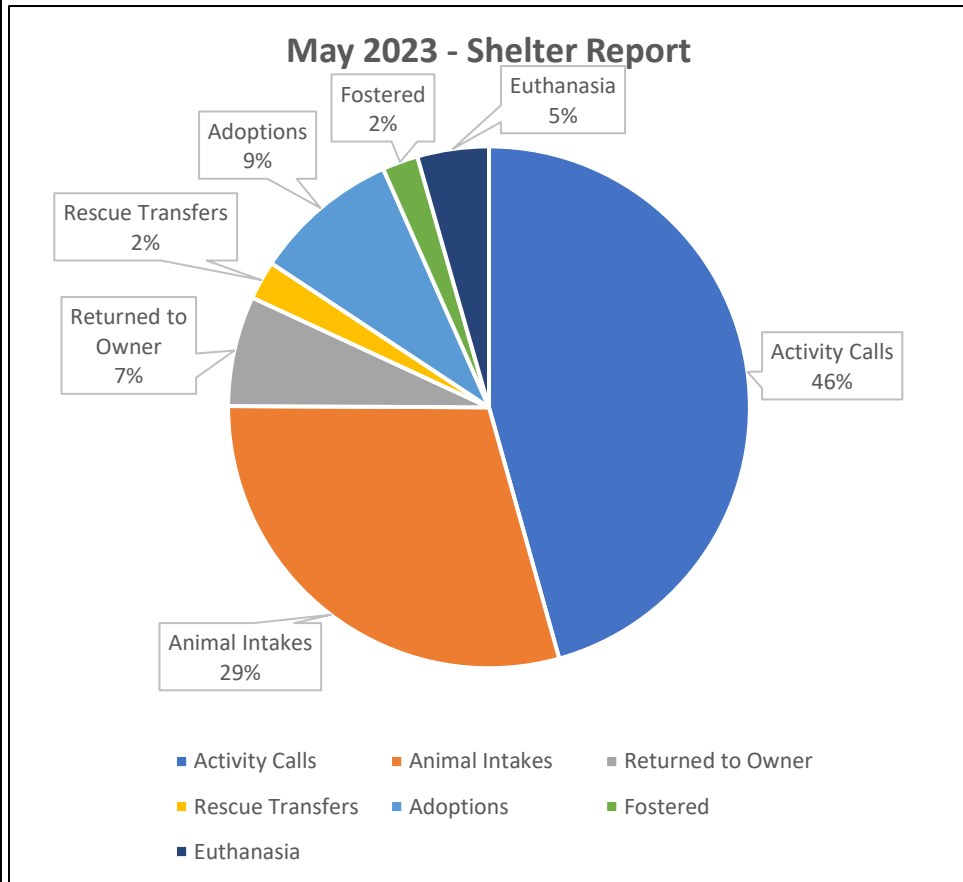




June 2023 Shelter Report

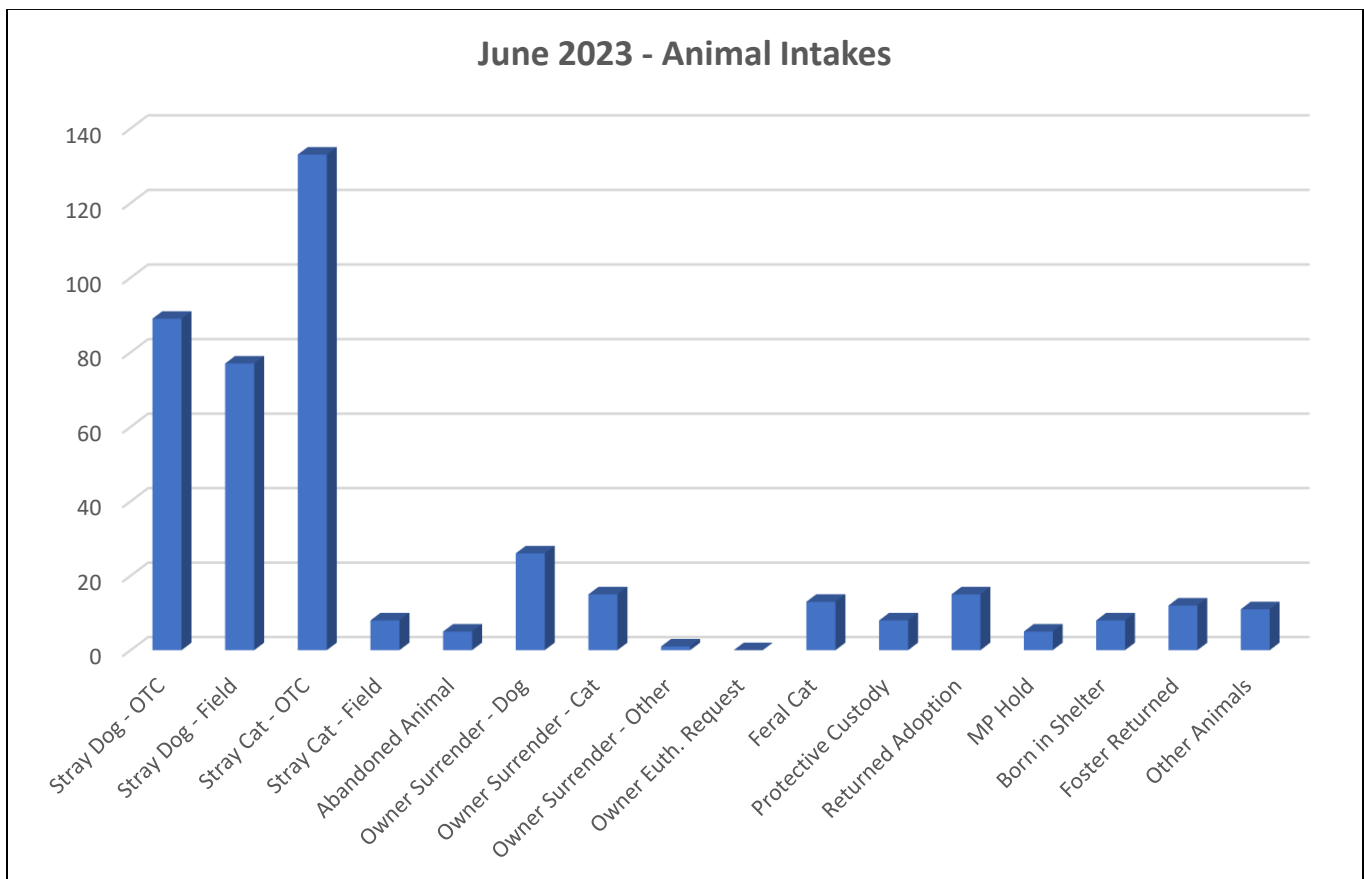
June 2023	
Activity Calls	667
Animal Intakes	427
Dogs	217
Cats	197
Other	13
Incoming Per Day	17
Returned to Owner	90
Dogs – In Field	20
Cats – In Field	0
Dogs – From Shelter	67
Cats – From Shelter	3
Rescue Transfers	52
Dogs Transferred	23
Cats Transferred	25
Animals Adopted	131
Dogs Adopted	67
Cats Adopted	59
Other Animals	5
Fostered	41
Dogs Fostered	16
Cats Fostered	25
Euthanasia	100
Dogs Euthanized	66
Cats Euthanized	34
TNR/Returned to Field	0
Visitors to Shelter	
Avg. Visitors per Day	
Incoming Phone Calls	2,246
Avg. Calls per Day	89.8



June 2023 Shelter Report

Animal Intake Reasons

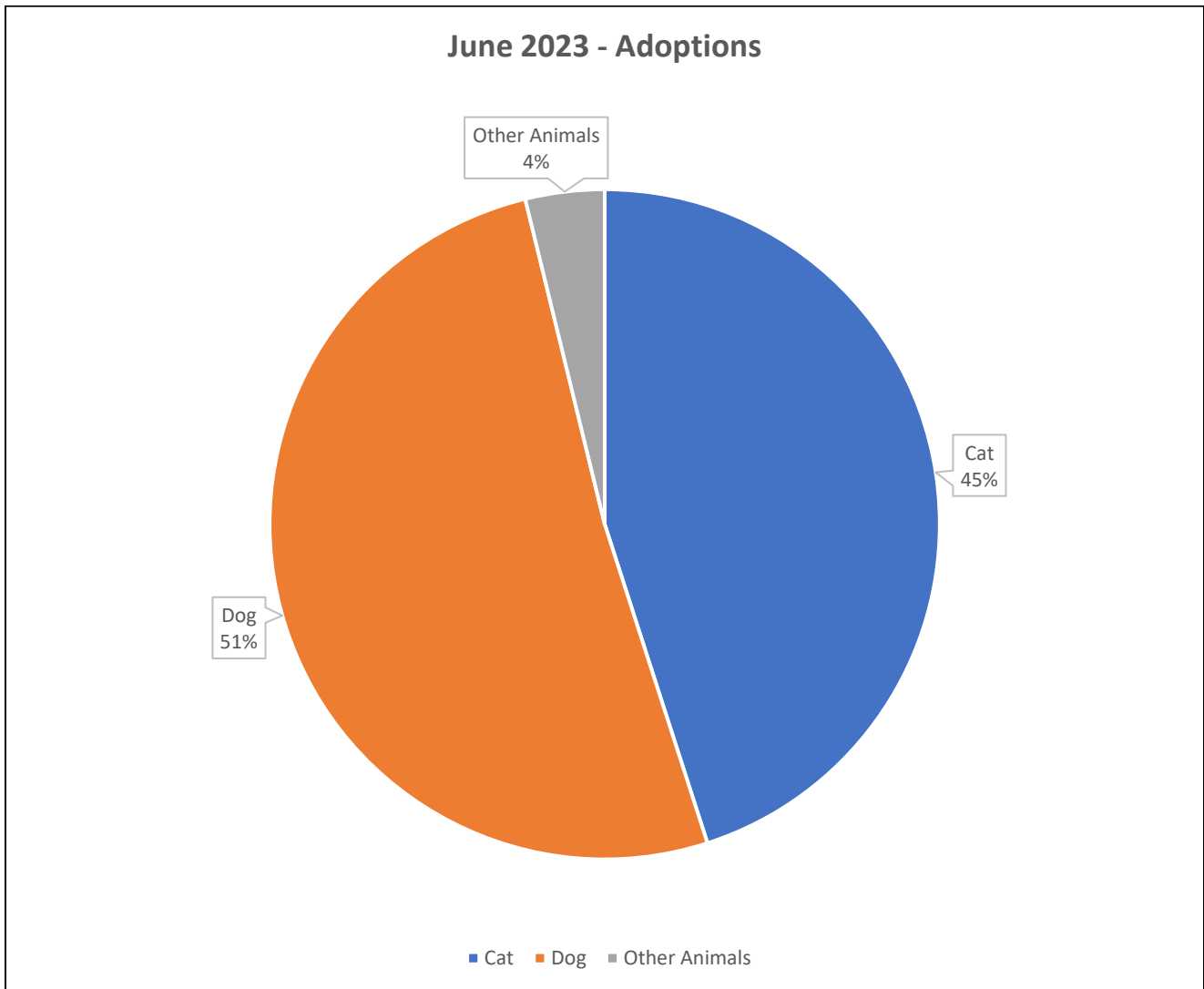
Intake Reasons	426
Stray Dog – OTC	89
Stray Dog – Field	77
Stray Cat – OTC	133
Stray Cat – Field	8
Abandoned Animal	5
Owner Surrender – Dog	26
Owner Surrender - Cat	15
Owner Surrender - Other	1
Owner Euth. Request	0
Feral Cat	13
Protective Custody	8
Returned Adoption	15
MP Hold – Ft. Campbell	5
Born in Shelter	8
Foster Returned	12
Other Animals	11



June 2023 Shelter Report

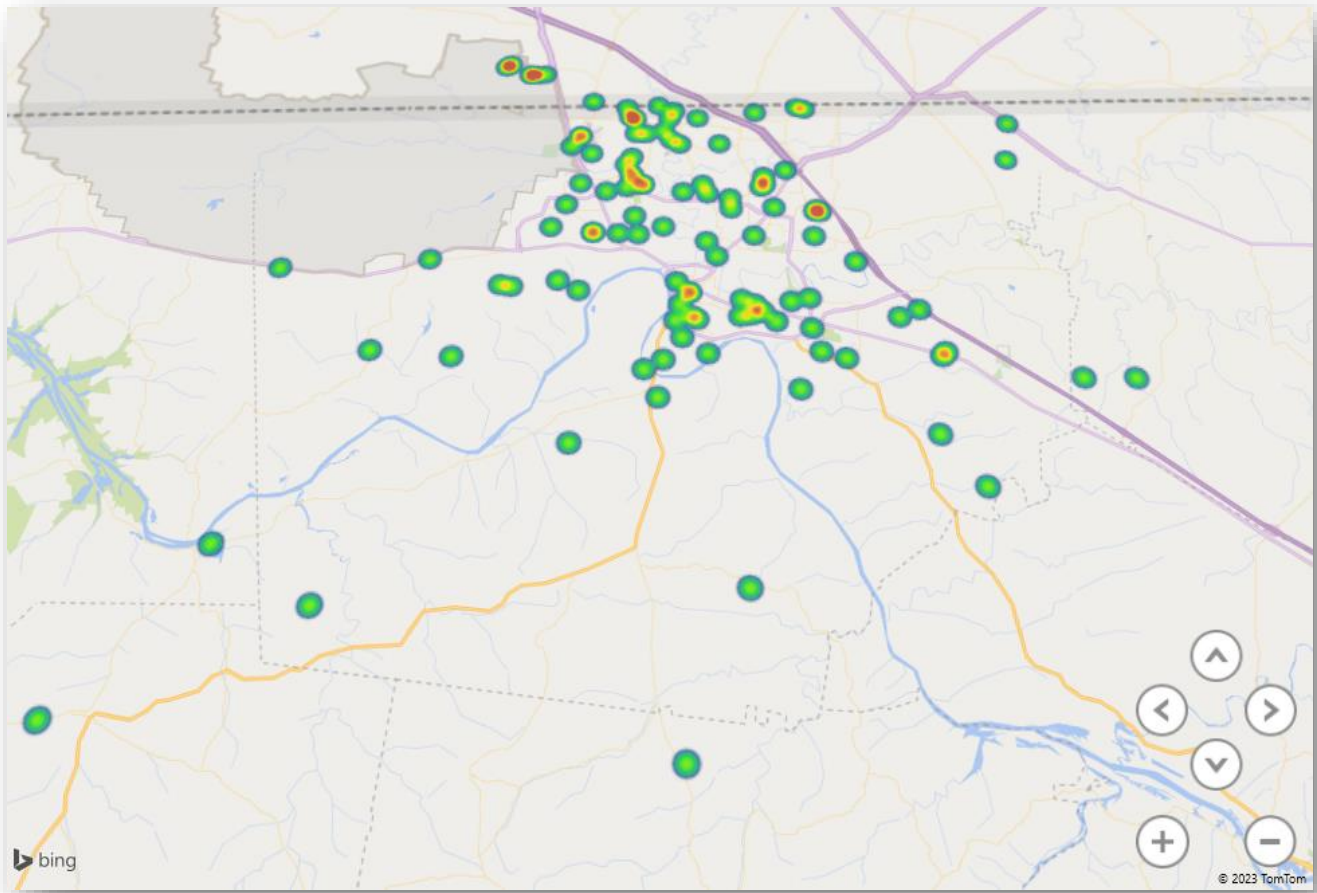
Animal Adoptions

Adoptions	131
Dogs/Puppies	67
Cats/Kittens	59
Other Animals	5



June 2023 Shelter Report

Adoptions Heat Map

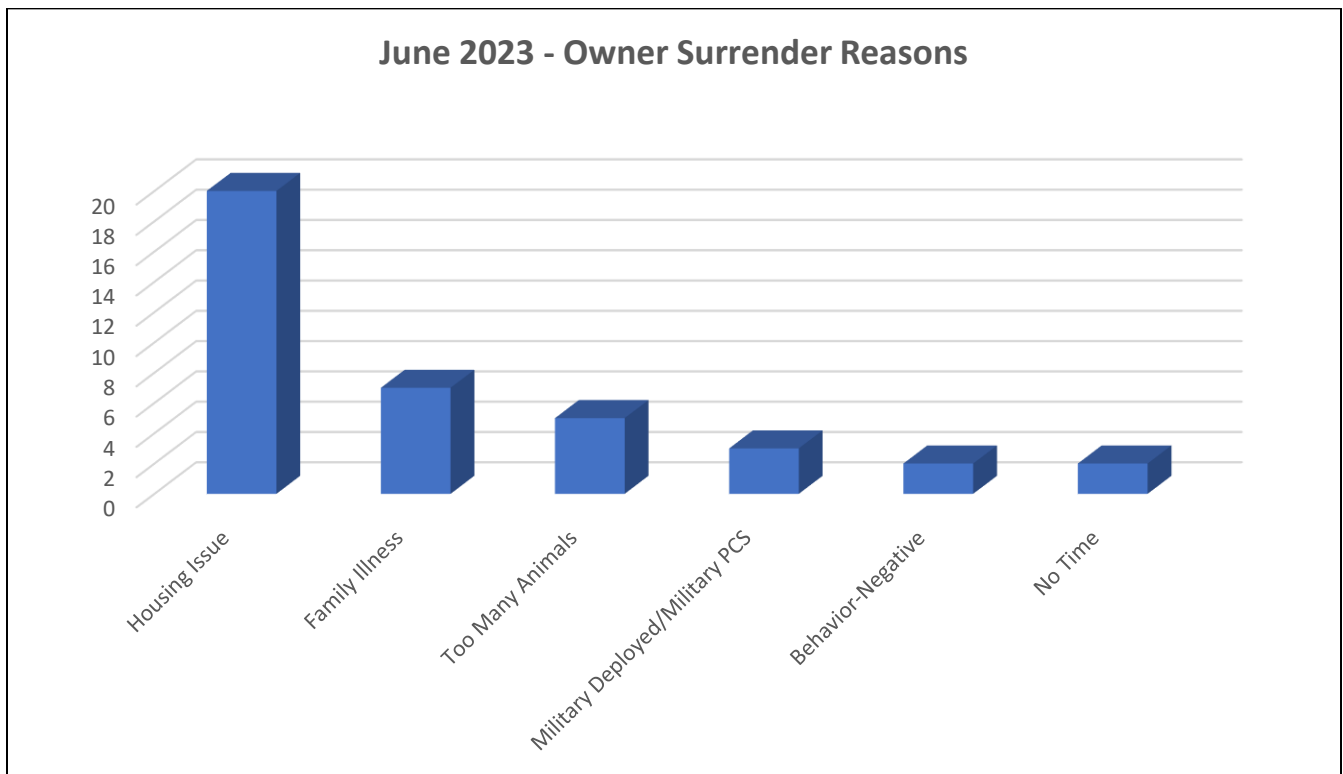


June 2023 Shelter Report

Owner Surrenders

Owner Surrenders	39
Dogs/Puppies	22
Cats/Kittens	16
Other Animals	1

Owner Surrender Reason	39
Aggressive – People	0
Aggressive – Animals	0
Allergies	0
Behavior – Negative	2
Bites/Bitten	0
Cost	0
Family Illness	7
Housing Issue	20
Landlord	0
Military/Deployed	3
No Time	2
Personal	0
Too Many Animals	5

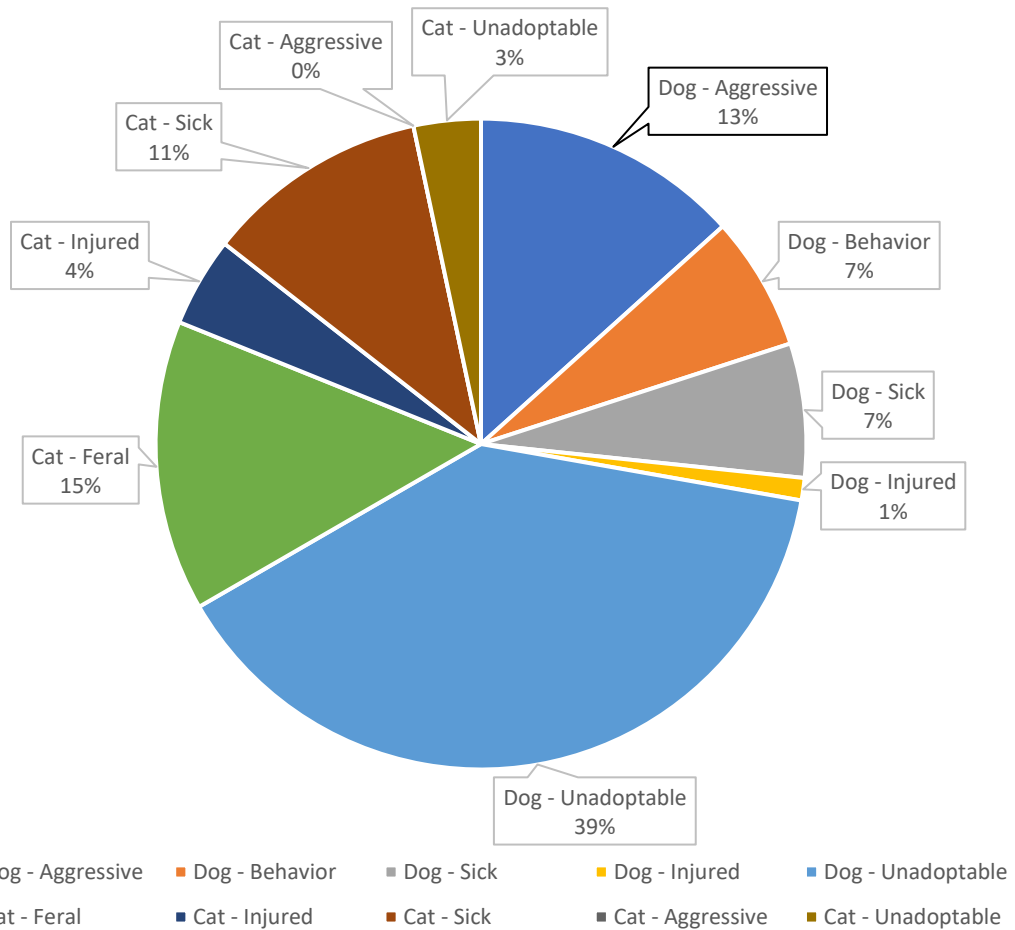


June 2023 Shelter Report

Euthanasia

Animal Euthanasia	92
Dogs/Puppies	60
Aggressive	12
Behavior	6
Sick/Injured	7
Unadoptable	35
Cats/Kittens	32
Feral	13
Injured	4
Aggressive	0
Sick	10
Unadoptable	3
Behavior	2

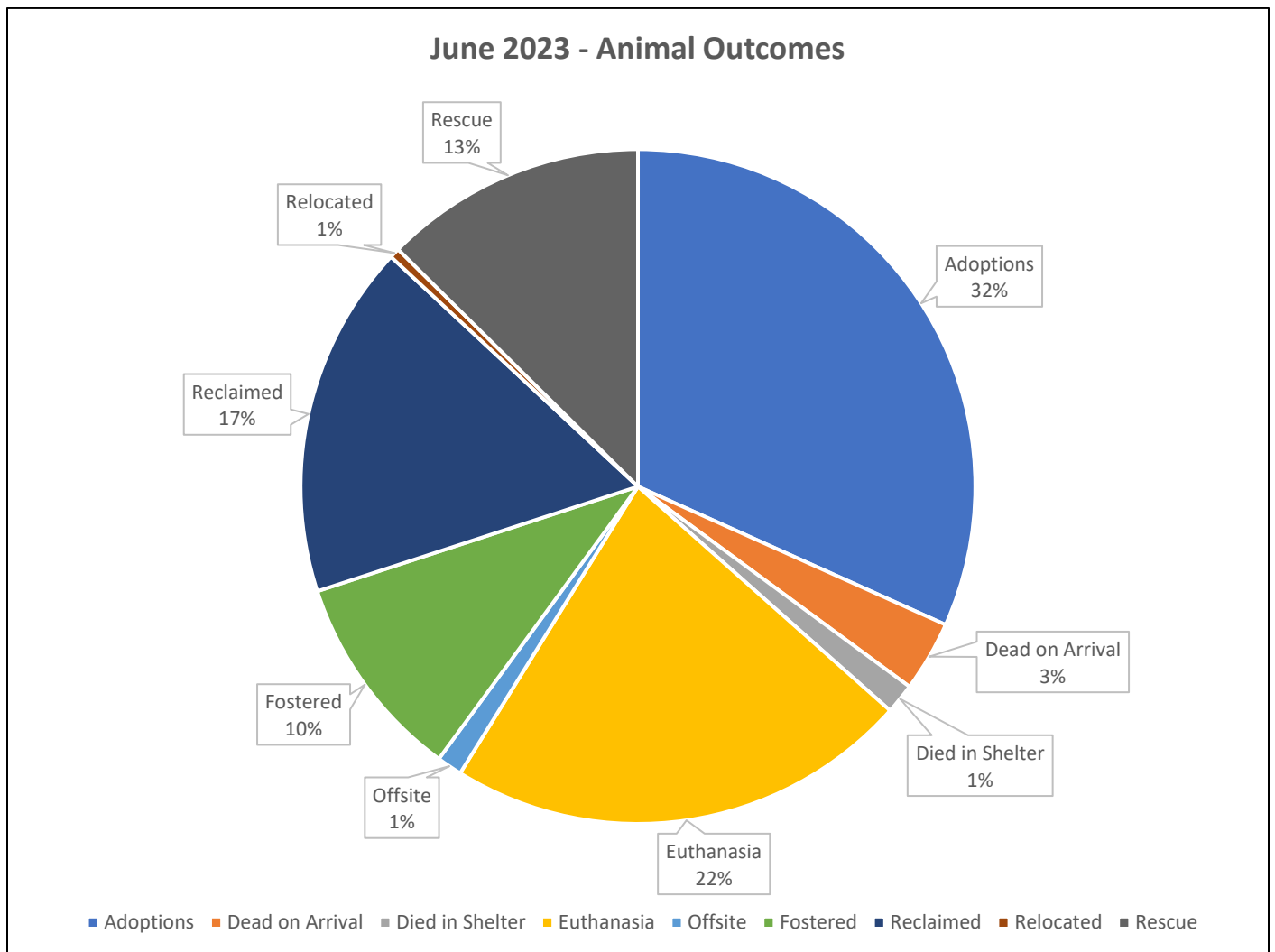
June 2023 - Animal Euthanasia



June 2023 Shelter Report

Outcomes

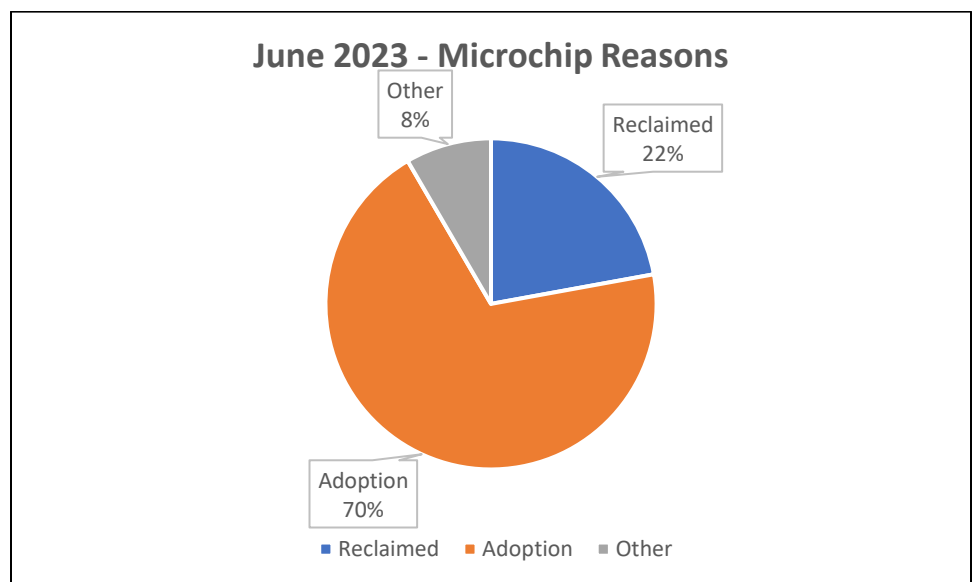
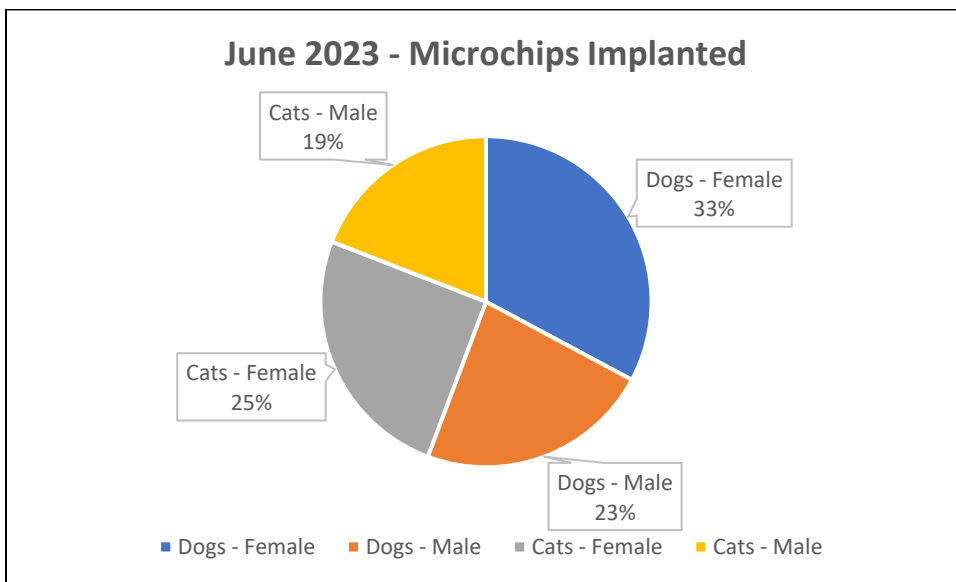
Animal Outcomes	413
Adoptions	131
Dead on Arrival	14
Died in Shelter	6
Escaped	0
Euthanasia	92
Offsite	5
Fostered	41
Reclaimed	70
Relocated	2
Rescue	52



June 2023 Shelter Report

Microchips Issued

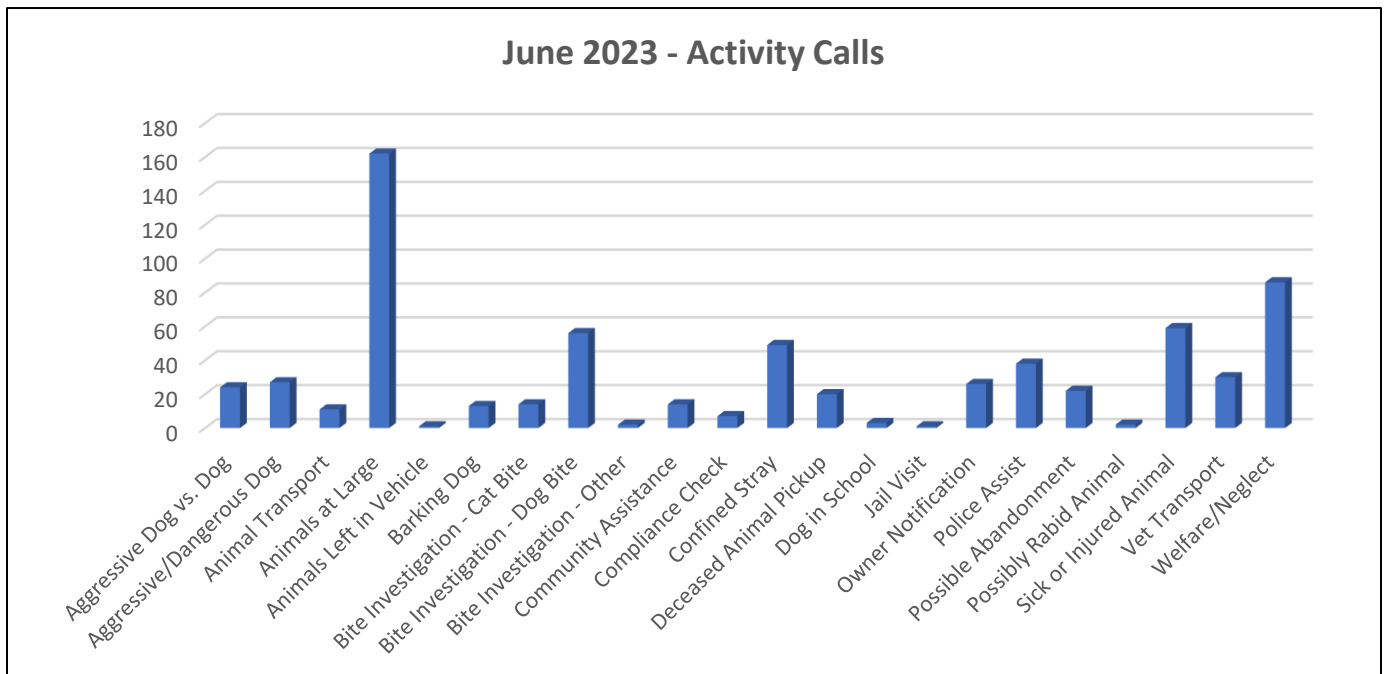
Microchips Implanted	131
Dogs – Female	43
Dogs – Male	30
Cats – Female	33
Cats – Male	25
Adoptions	91
Reclaimed	29
Other	11



June 2023 Shelter Report

Activity Calls

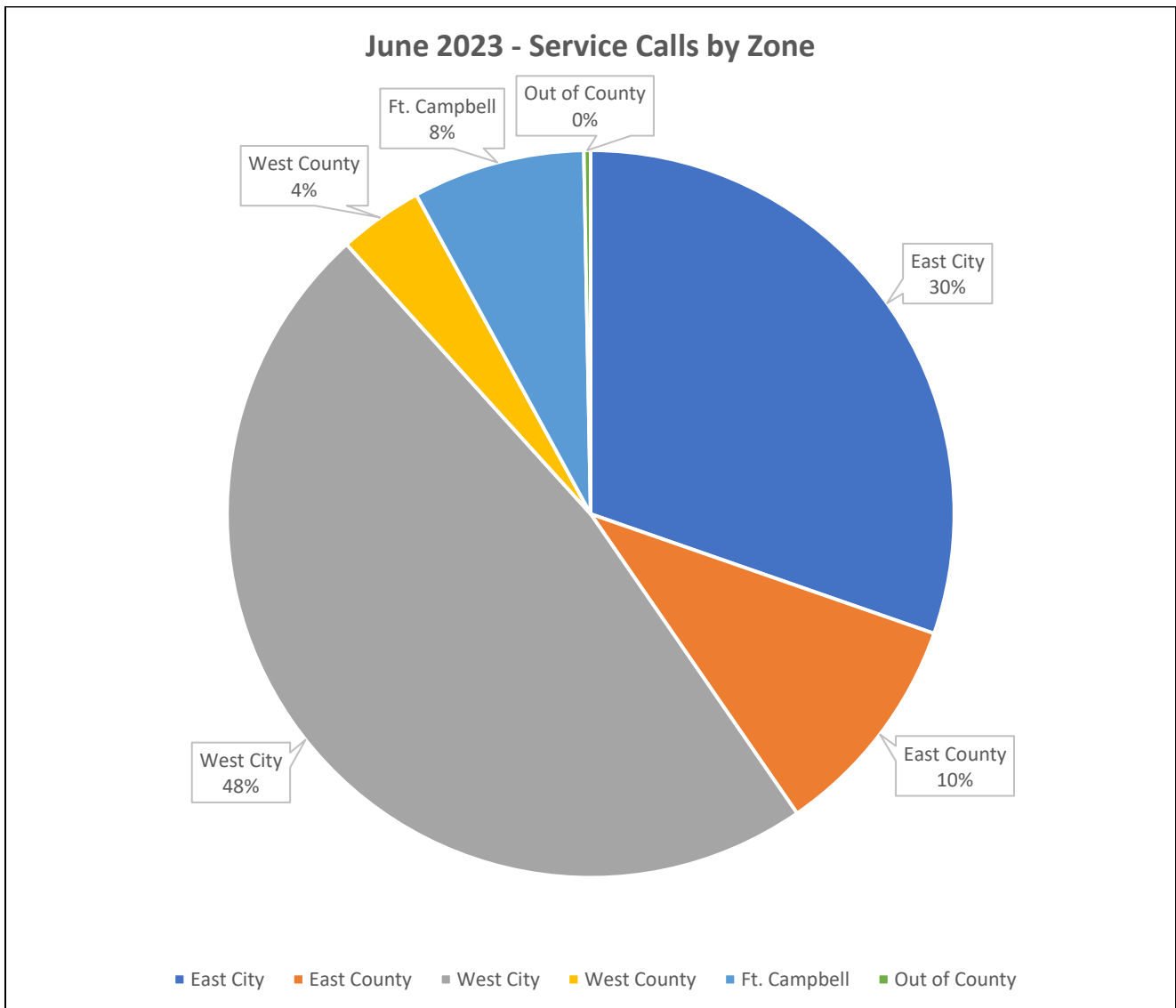
Service Calls	667
Aggressive Dog Vs Dog	24
Aggressive Dog Vs. Other	0
Aggressive/Dangerous Dog	27
Animal Transport	11
Animal Left in Vehicle	1
Animals at Large	162
Barking Dog	13
Bites involving Cats	13
Bites involving Dogs	58
Community Assistance	14
Compliance Check	7
Confined Stray	49
Deceased Animal Pick Up	20
Dog in School	3
Jail Visit	1
Owner Notification	26
Police Assist	38
Possible Abandonment	22
Possibly Rabid Animal	2
Sick or Injured Animal	59
Vet Transport	30
Welfare or Neglect Complaint	86



June 2023 Shelter Report

Activity Calls by Zones

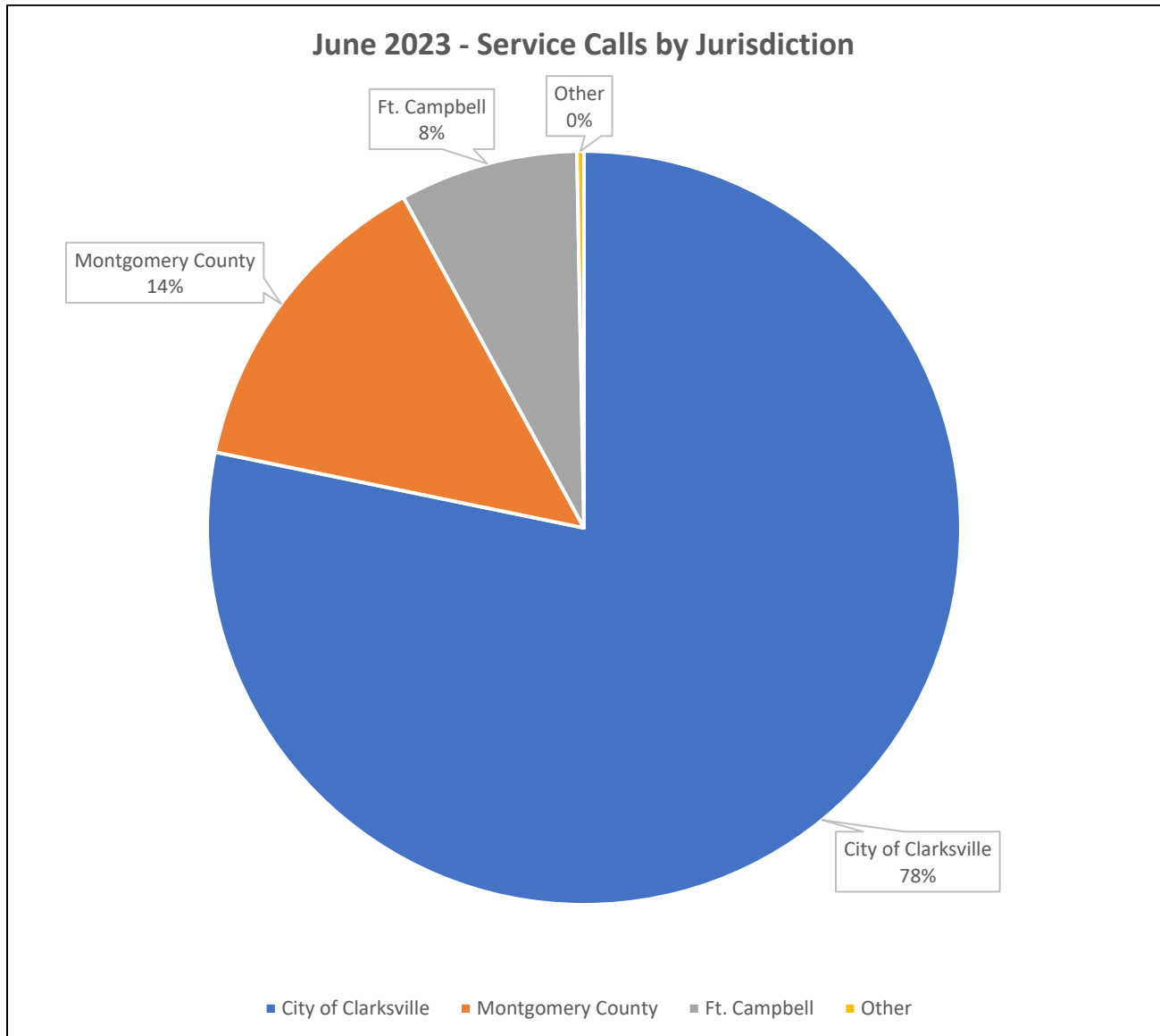
Service Calls by Zone	667
East City	202
East County	67
West City	319
West County	25
Ft. Campbell	51
Other	3



June 2023 Shelter Report

Activity Calls by Jurisdiction

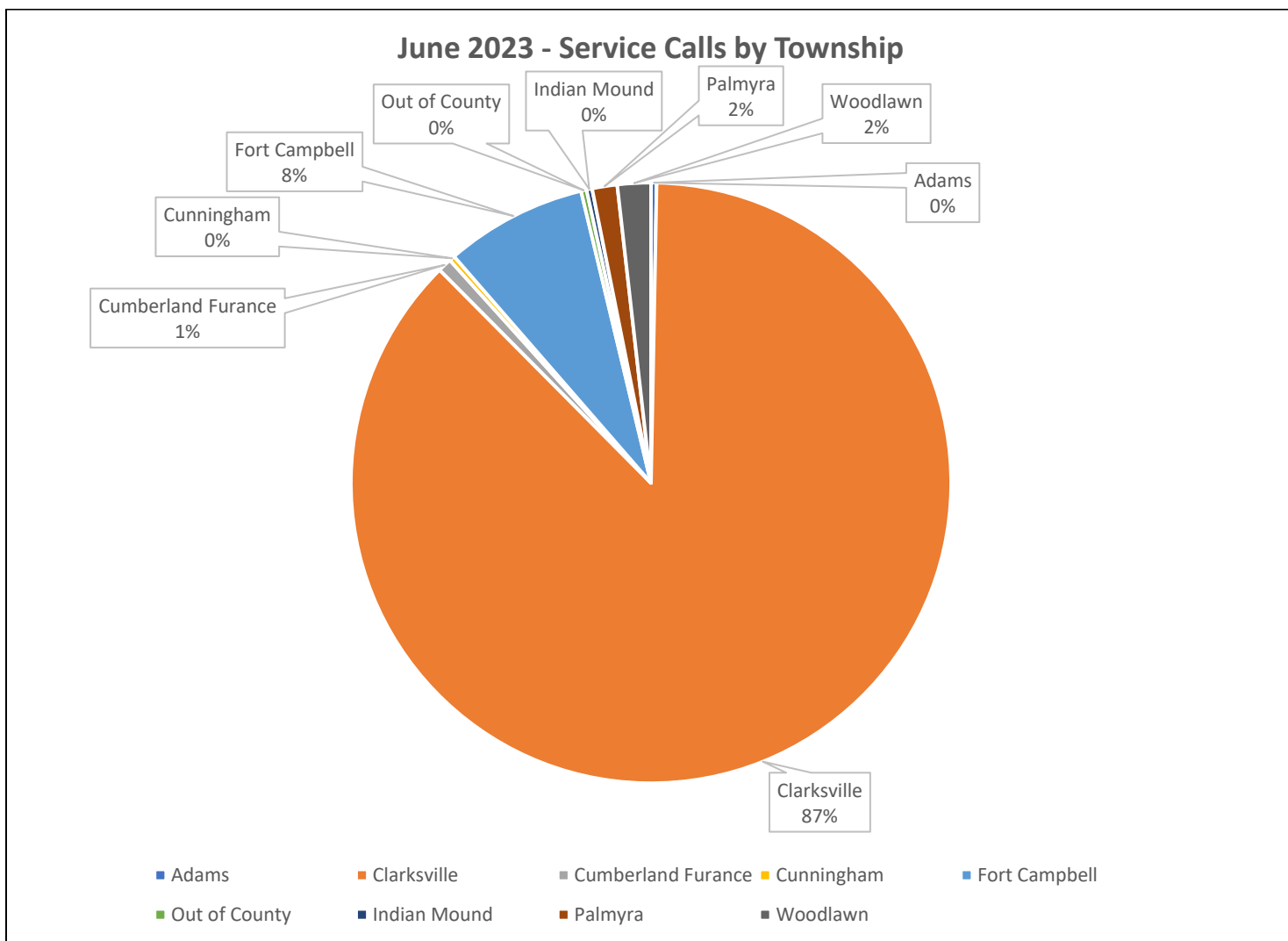
Service Calls by Jurisdiction	667
City of Clarksville	521
Montgomery County	92
Ft. Campbell	51
Out of County	2



June 2023 Shelter Report

Activity Calls by Townships

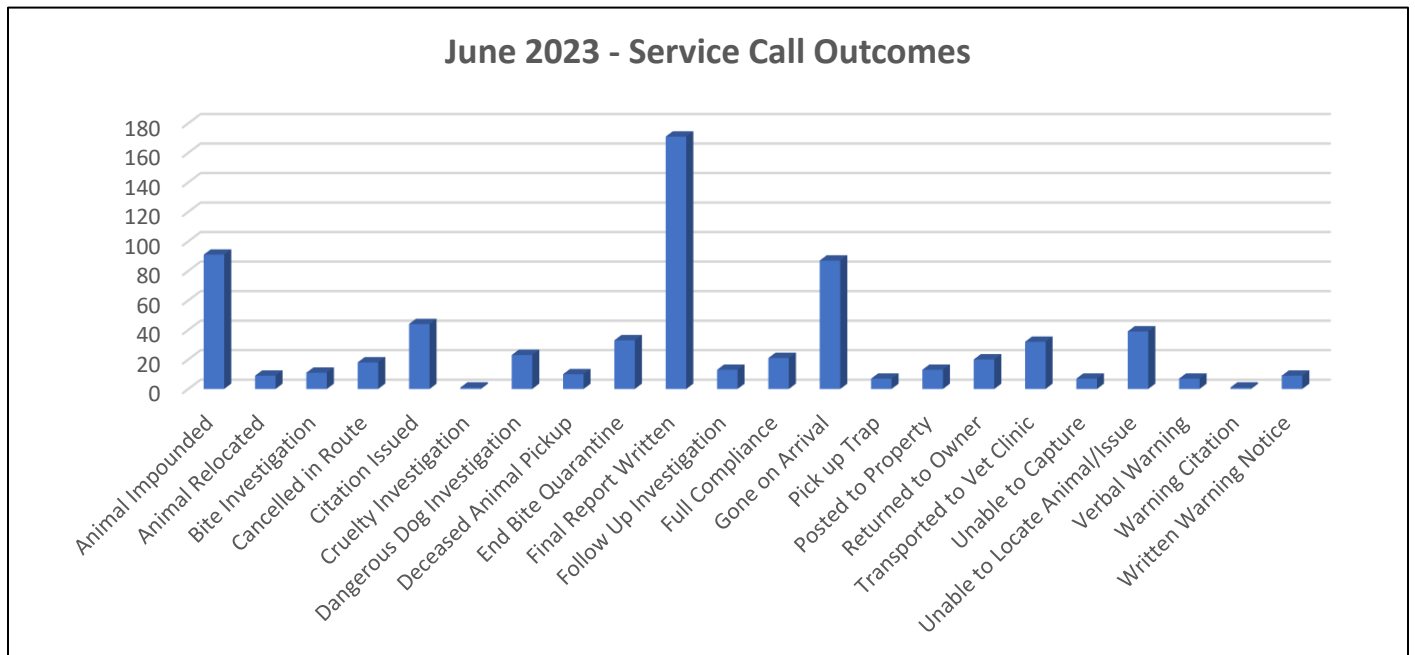
Service Calls by Township	667
Adams	2
Clarksville	582
Cumberland Furnace	5
Cunningham	2
Fort Campbell	51
Indian Mound	2
Palmyra	9
Southside	0
Woodlawn	12
Other	2



June 2023 Shelter Report

Activity Call Outcomes

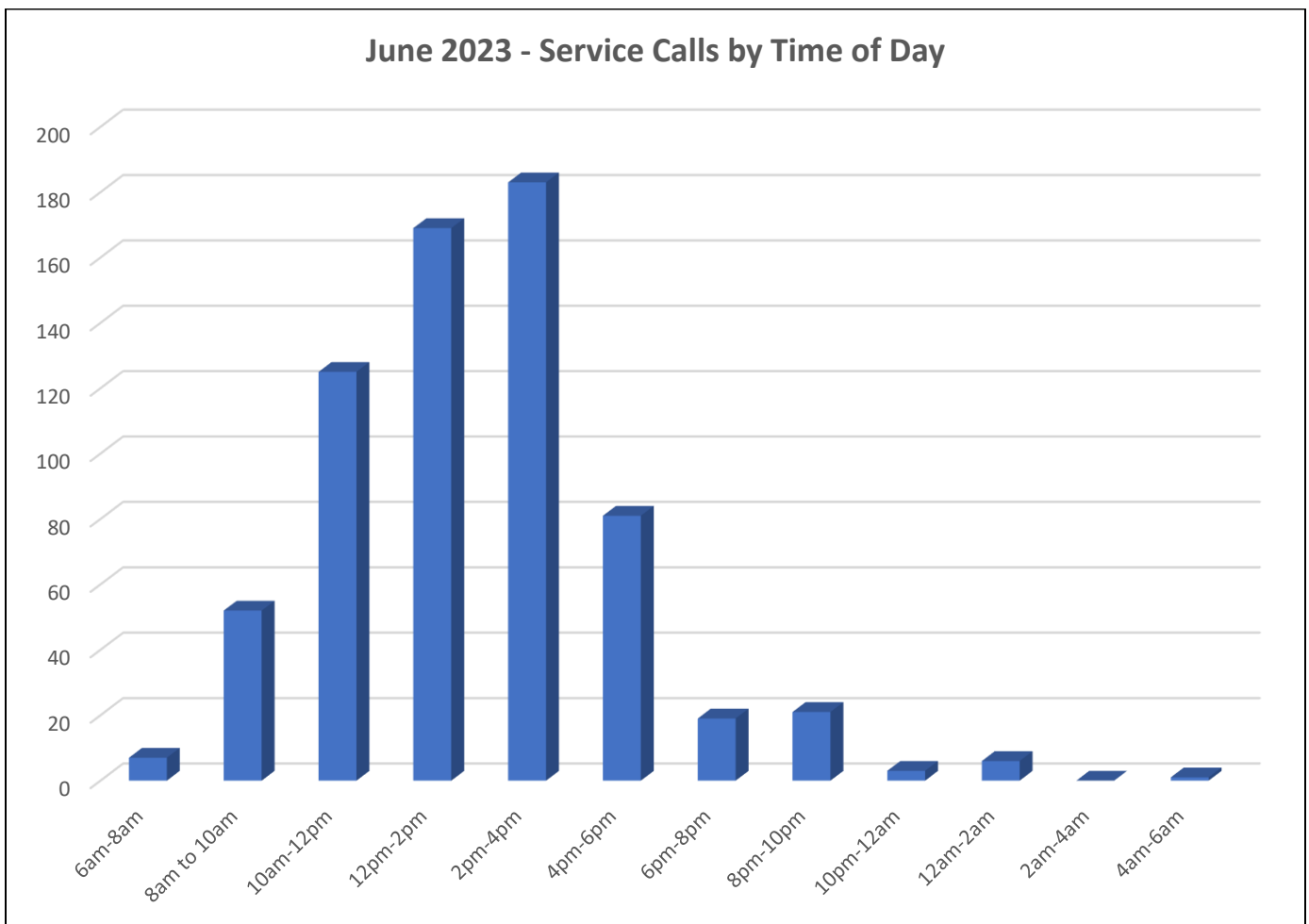
Service Calls Outcomes	667
Animal Impounded	91
Animal Relocated	9
Bite Investigation	11
Cancelled in Route	18
Citation issued	44
Cruelty Investigation	1
Dangerous Dog Investigation	23
Deceased Animal Pick Up	10
Final Report Written	171
Follow Up Investigation	13
Full Compliance	21
Gone on Arrival	87
Pick up Trap	7
Posted to Property	13
Returned to Owner	20
Returned to Field	2
Transported to Vet Clinic	32
Unable to Capture	7
Unable to Locate Animal/Issue	39
Verbal Warning	7
Warning Citation	1
Written Warning Notice	9



June 2023 Shelter Report

Activity by Time of Day

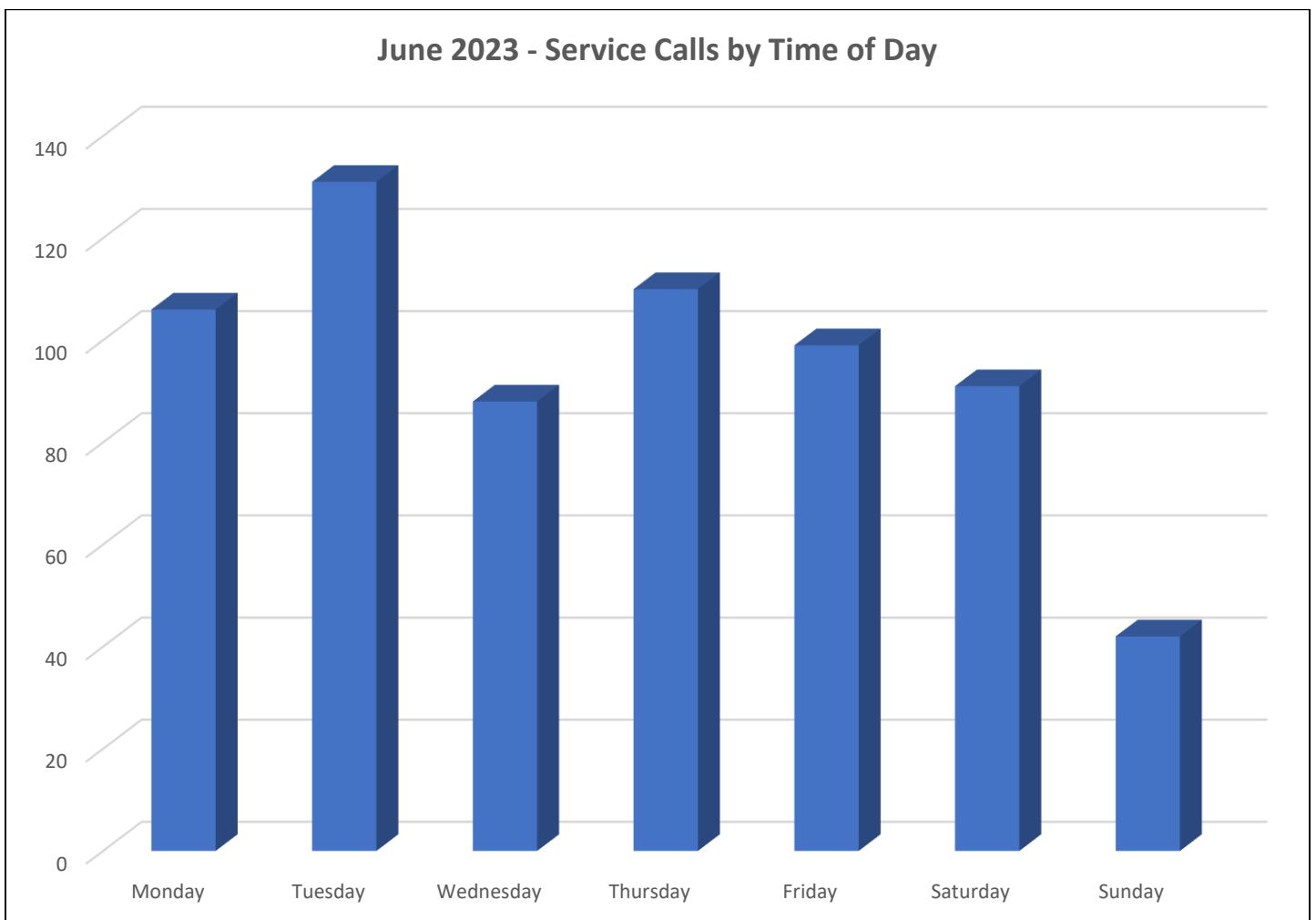
Service Calls by Time of Day	667
6am to 8am	7
8am to 10am	52
10am to 12pm	125
12pm to 2pm	158
2pm to 4pm	183
4pm to 6pm	81
6pm to 8pm	19
8pm to 10pm	21
10pm to 12am	3
12am to 2am	6
2am to 4am	0
4am to 6am	1



June 2023 Shelter Report

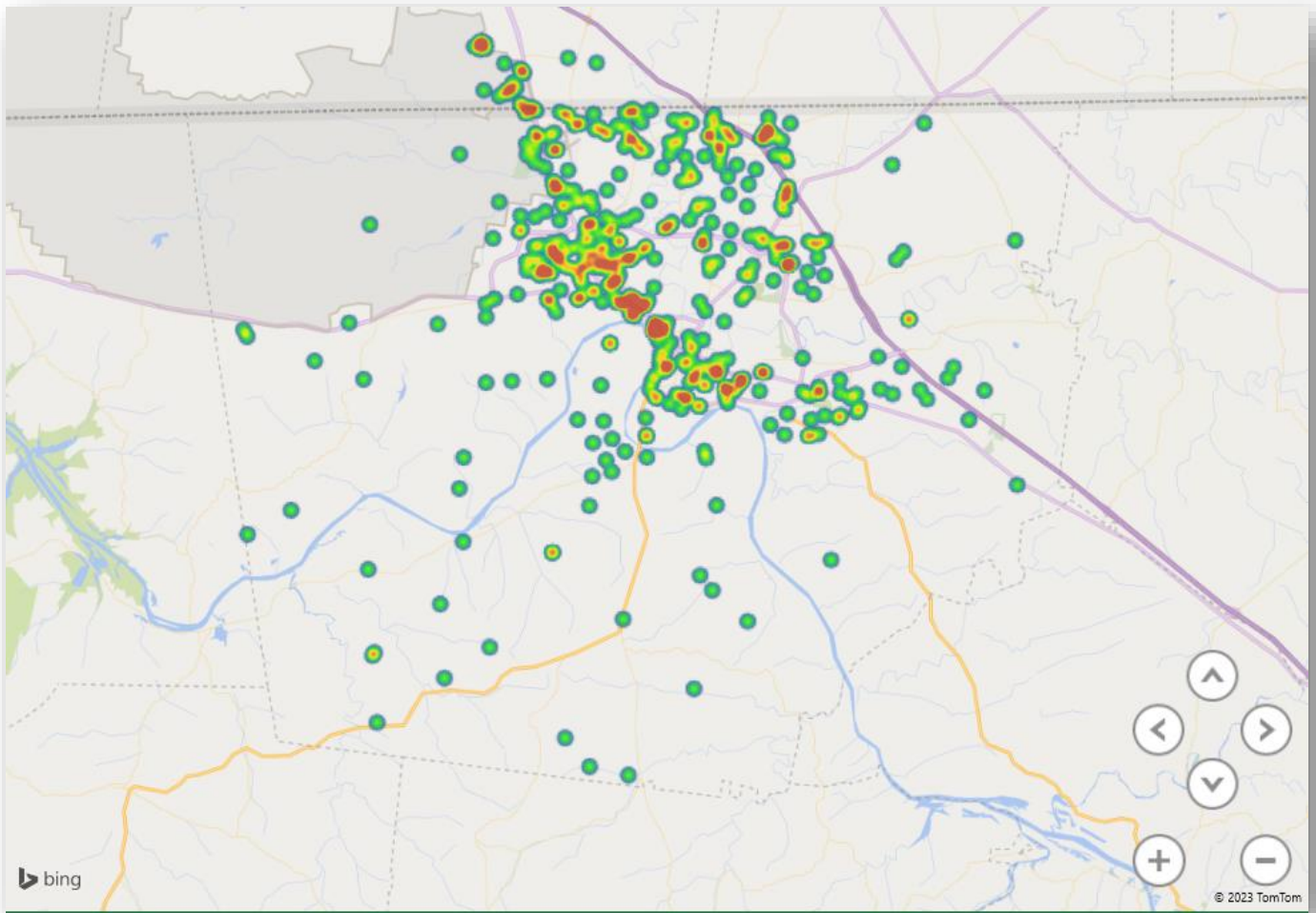
Activity by Day of Week

Service Calls by Day	667
Monday	106
Tuesday	131
Wednesday	88
Thursday	110
Friday	99
Saturday	91
Sunday	42



June 2023 Shelter Report

Activity Heat Map

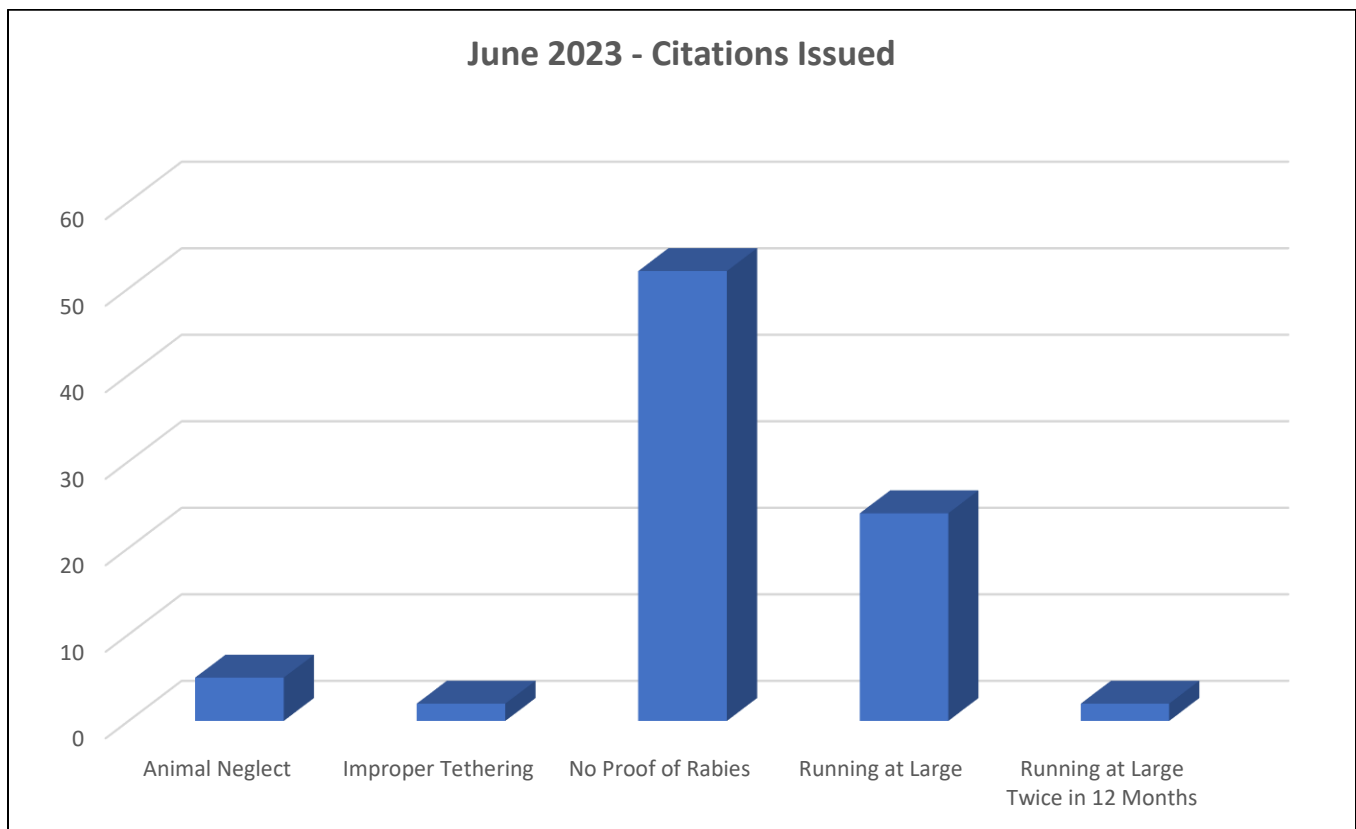


June 2023 Shelter Report

Citations Issued

Citations Issued	85
Animal Neglect	5
Improper Tethering	2
No Proof of Rabies	52
Running at Large	24
Running at Large Twice in 12 Months	2

Citation Outcomes	85
Sent to General Sessions	51
Rectified Prior to Court	30
Pending	5
Warning Citation	15



2023 Totals

Activity	Jan.	Feb.	Mar.	Apr.	May	Jun.	Jul.	Aug.	Sep.	Oct.	Nov.	Dec.	Total	2022	% Change
Owner Surrenders	49	50	56	63	70	41							329		
Intakes	348	334	354	386	478	427							2,327		
Stray Dog	148	139	179	172	198	166							1,002		
Stray Cat	85	74	57	101	134	141							892		
Calls for Service	641	609	745	703	742	667							4,107		
Euthanasia dog	42	34	47	46	48	66							283		
Euthanasia Cat	15	15	21	17	16	34							118		
Microchips Issued	109	123	123	124	160	131							770		
Adoptions	122	130	121	106	147	131							757		
Rescue/Transfer	68	44	54	70	39	52							327		
Incoming Phone Calls	2,347	1,913	2,345	2,225	2,540	2,246							13,616		

Live Release Rate%	Jan.	Feb.	Mar.	Apr.	May	Jun.	Jul.	Aug.	Sep.	Oct.	Nov.	Dec.	Total	2022	% Change
Dogs	89%	83%	81%	80%	82%								83.25%		
Cats	91%	84%	78%	83%	85%								84%		
Total Live Release	90%	83%	80%	81%	82%								83.5%		

2022 Totals

Activity	Jan.	Feb.	Mar.	Apr.	May	Jun.	Jul.	Aug.	Sep.	Oct.	Nov.	Dec.	Total	2021	% Change
Owner Surrenders	31	110	75	41	31	56	36	47	54	48	49	52	661	633	4%
Intakes	234	320	329	313	384	396	313	508	456	434	369	382	4,438	3,761	15%
Stray Dog	114	109	150	108	119	129	158	202	171	153	166	192	1,792	1,435	20%
Stray Cat	67	47	80	129	195	175	91	177	164	146	78	62	1,411	1,065	25%
Calls for Service	397	409	614	615	592	628	637	649	630	642	636	681	7,130	5,328	25%
Euthanasia dog	19	32	27	21	24	35	36	64	55	27	50	64	419	232	45%
Euthanasia Cat	11	27	30	18	29	84	42	52	73	66	46	18	383	350	8%
Microchips Issued	128	99	150	123	140	144	193	172	128	170	135		1,438	1,636	-12%
Adoptions	137	99	142	122	110	142	184	187	141	186	122	177	1,607	1,523	5%
Rescue/Transfer	60	68	75	131	77	68	35	85	83	63	46	67	790	972	-18%
Incoming Phone Calls	**	**	**	**	**	**	**	**	**	2,400	2,192	2,155	6,747	---	---

Live Release Rate%	Jan.	Feb.	Mar.	Apr.	May	Jun.	Jul.	Aug.	Sep.	Oct.	Nov.	Dec.	Total	2021	% Change
Dogs	89.4%	83%	87%	91%	88%	85%	86%	76%	76%	89%	76%	77%	84%	86%	-2%
Cats	90%	73%	75%	88%	78%	54%	71%	71%	56%	65%	60%	87%	72%	72%	0%
Total Live Release	89.4%	80%	83%	90%	84%	72%	80%	74%	67%	78%	71%	81%	80%	85%	-5%

