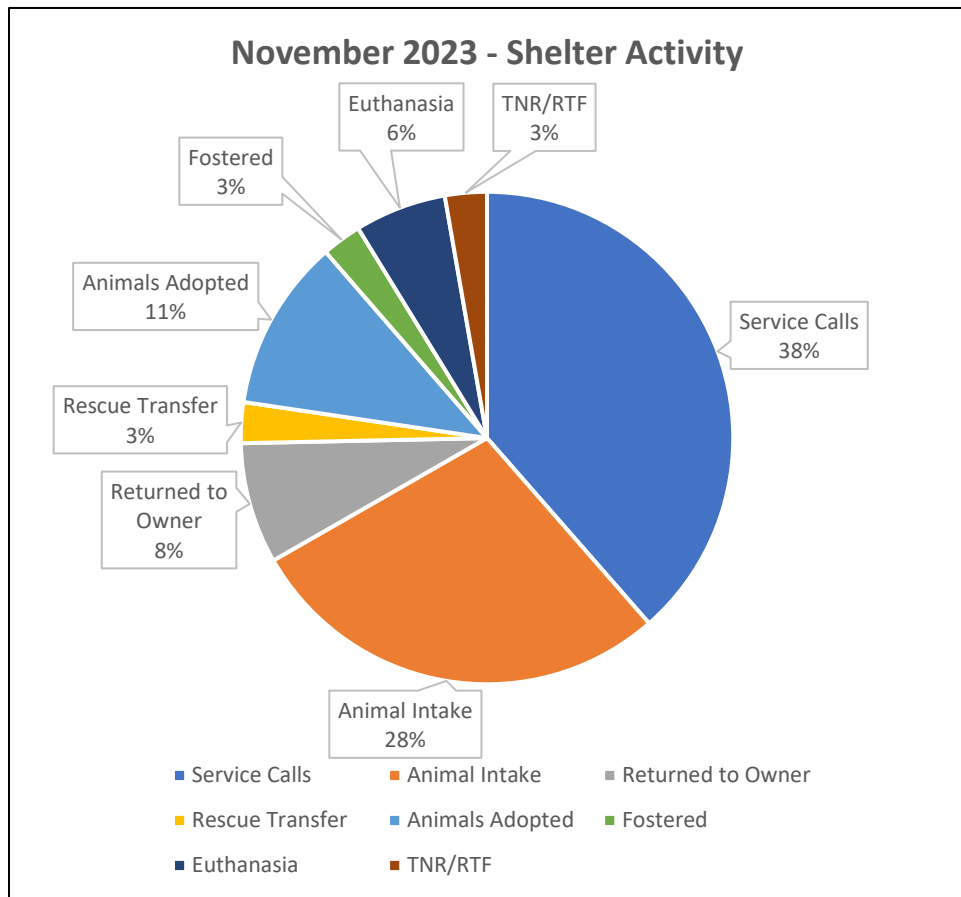




December 2023 Shelter Report

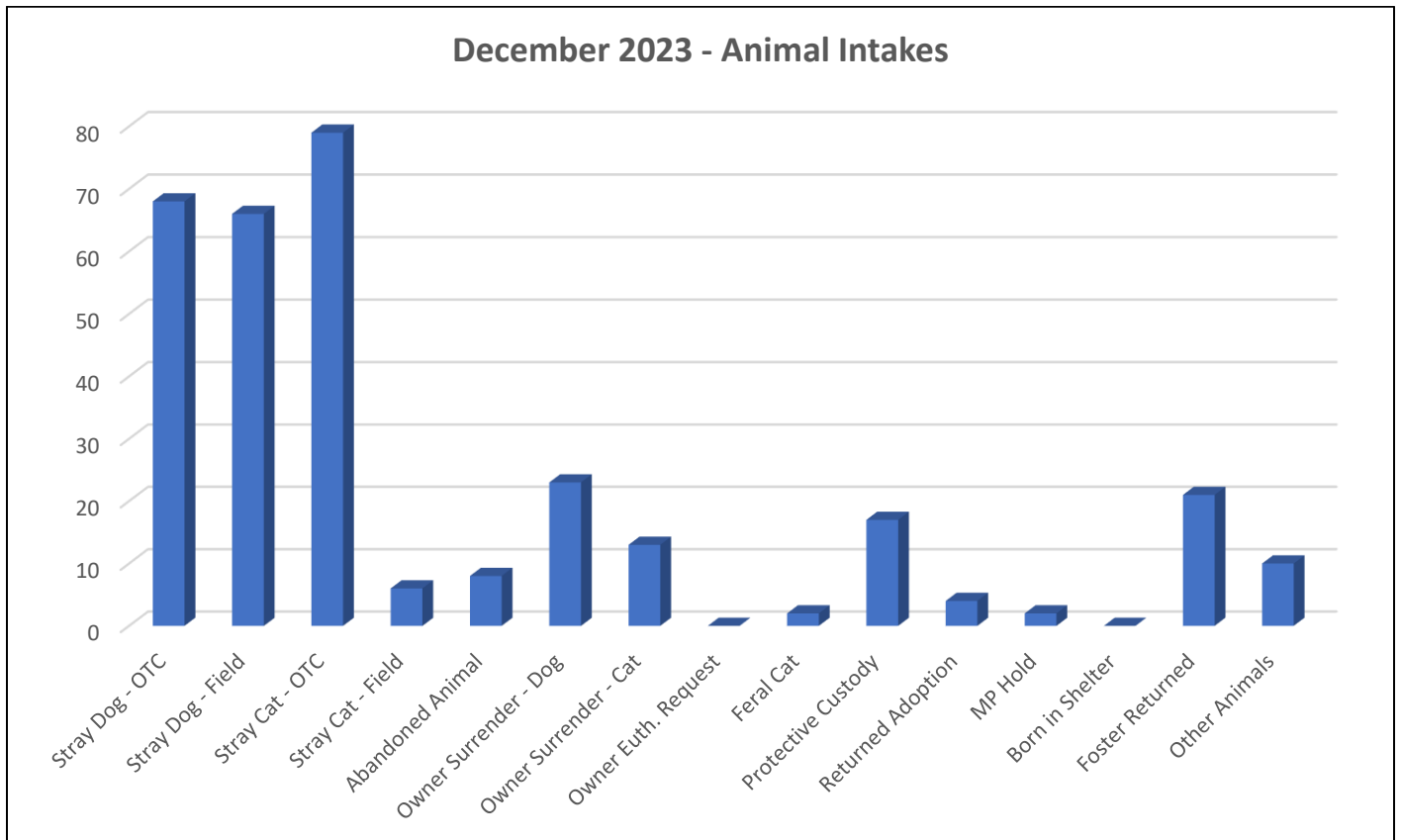
December 2023	
Activity Calls	522
Animal Intakes	319
Dogs	192
Cats	124
Other	3
Incoming Per Day	13.25
Returned to Owner	76
Dogs – In Field	10
Cats – In Field	0
Dogs – From Shelter	61
Cats – From Shelter	5
Rescue Transfers	47
Dogs Transferred	24
Cats Transferred	23
Animals Adopted	133
Dogs Adopted	58
Cats Adopted	74
Other Animals	1
Fostered	16
Dogs Fostered	6
Cats Fostered	10
Euthanasia	44
Dogs Euthanized	28
Cats Euthanized	15
TNR/Returned to Field	2
Visitors to Shelter	1,141
Avg. Visitors per Day	60
Incoming Phone Calls	2,125
Avg. Calls per Day	88.5



December 2023 Shelter Report

Animal Intake Reasons

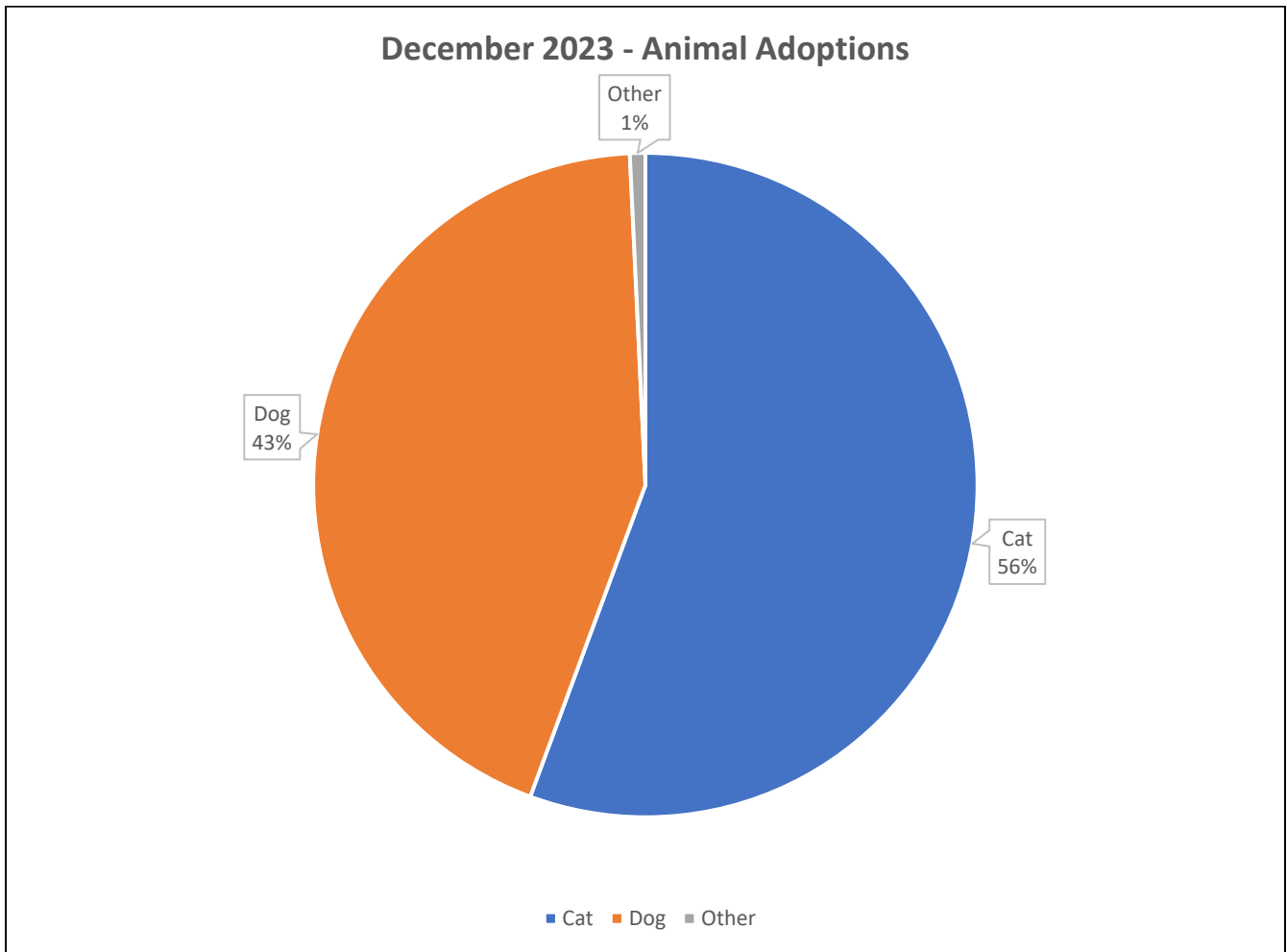
Intake Reasons	319
Stray Dog – OTC	68
Stray Dog – Field	66
Stray Cat – OTC	79
Stray Cat – Field	6
Abandoned Animal	8
Owner Surrender – Dog	23
Owner Surrender - Cat	13
Owner Surrender - Other	0
Owner Euth. Request	0
Feral Cat	2
Protective Custody	17
Returned Adoption	4
MP Hold – Ft. Campbell	2
Born in Shelter	0
Foster Returned	21
Other Animals	10
TNR/RTF Cats	0



December 2023 Shelter Report

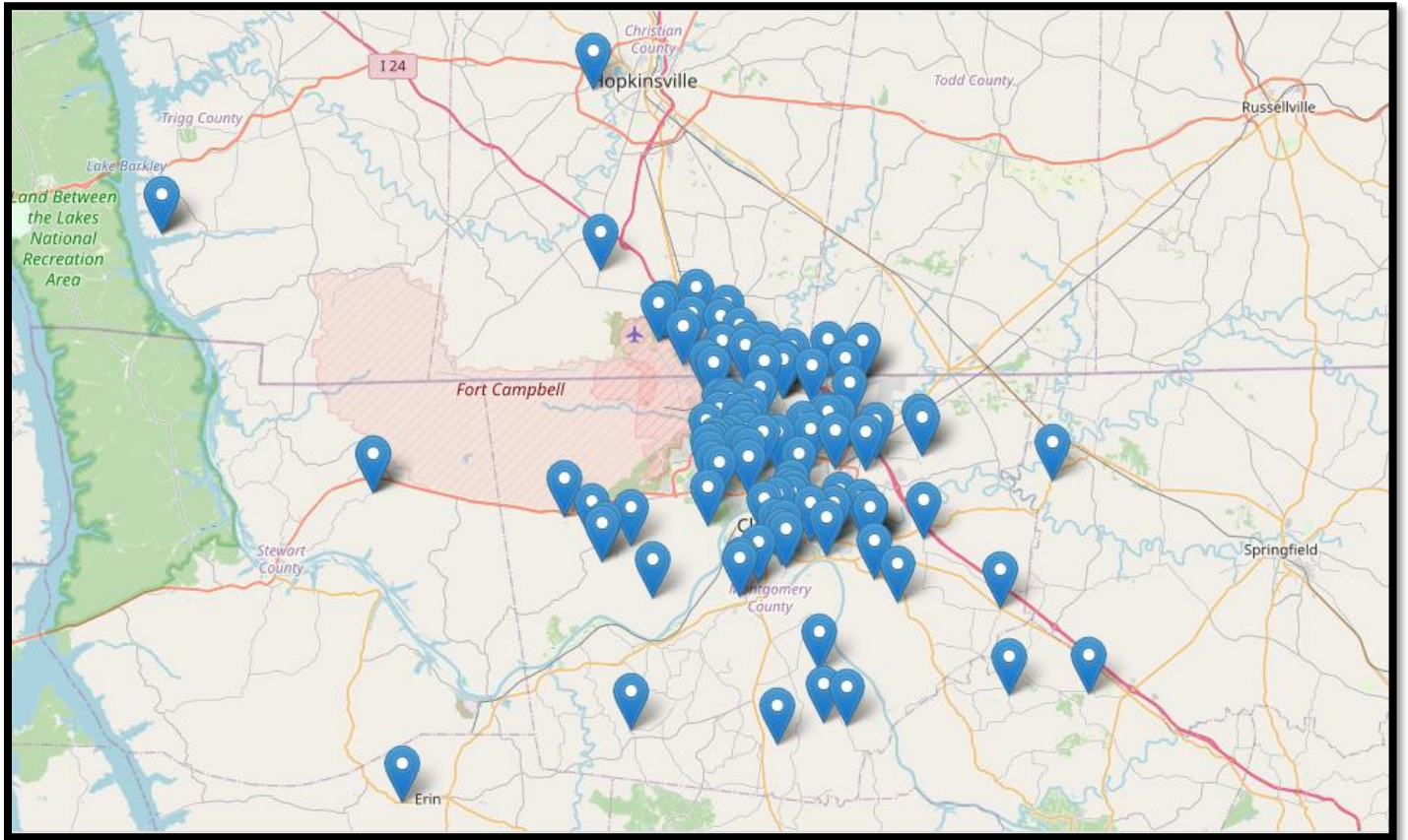
Animal Adoptions

Adoptions	133
Dogs/Puppies	58
Cats/Kittens	74
Other Animals	1



December 2023 Shelter Report

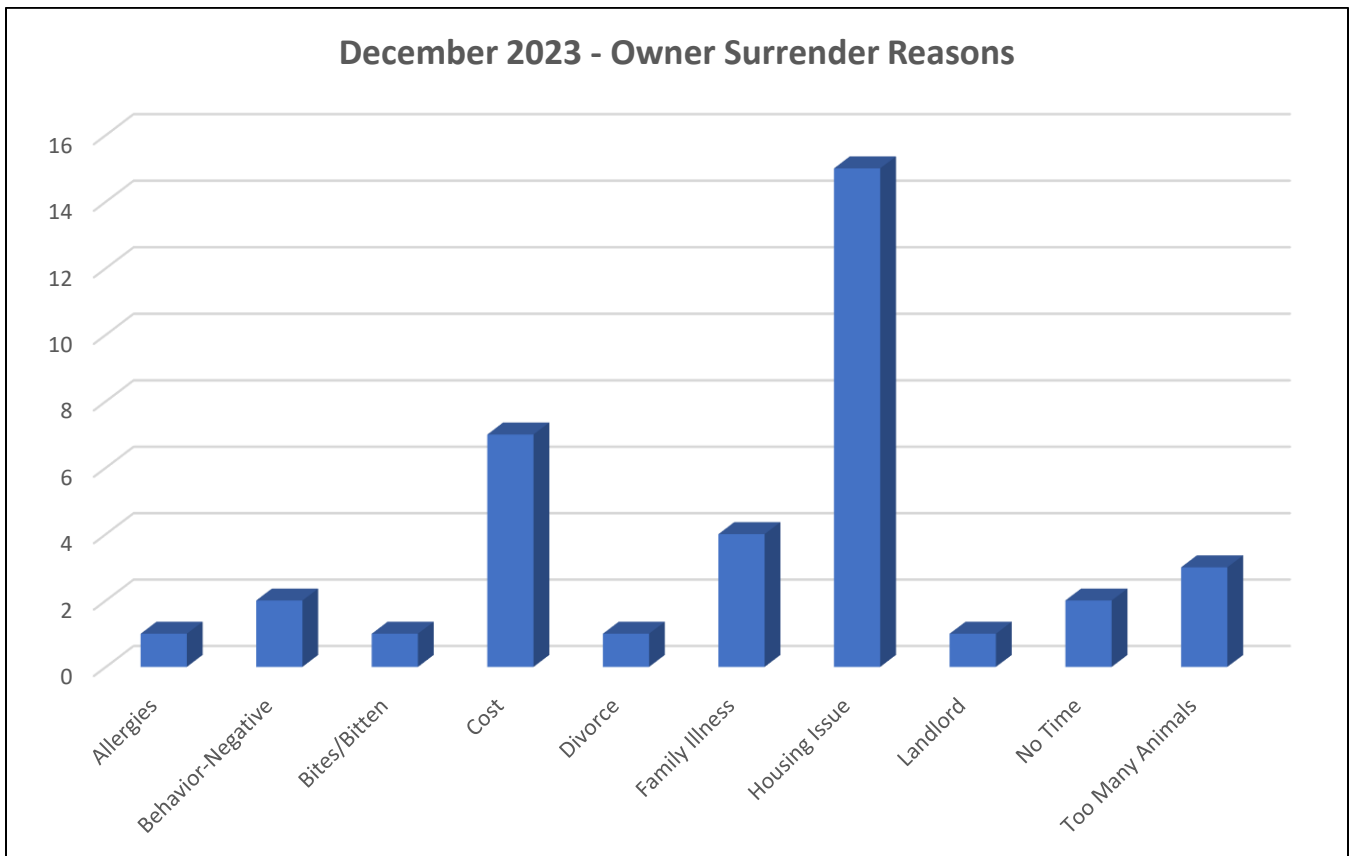
Adoptions Map



December 2023 Shelter Report

Owner Surrenders

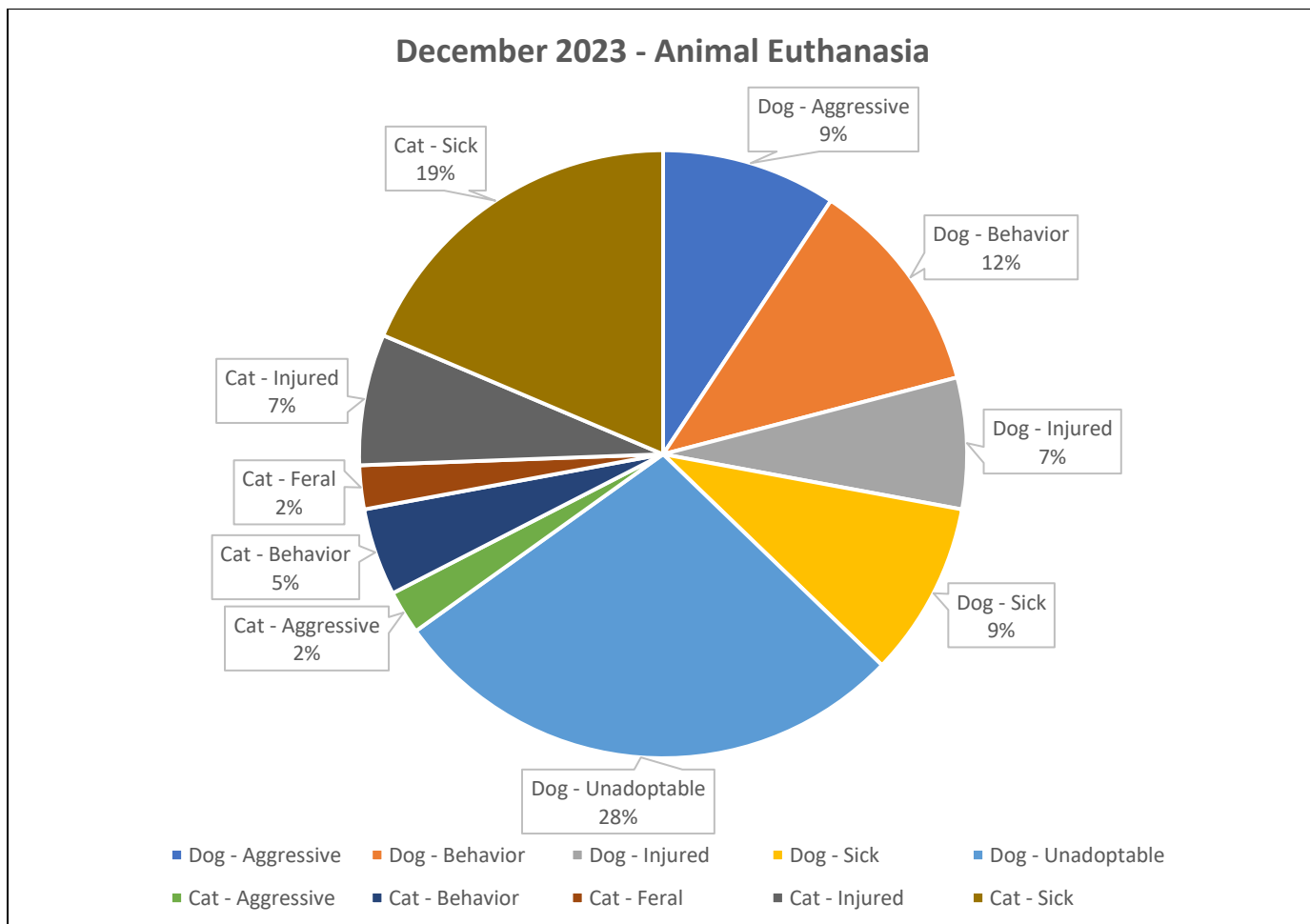
Owner Surrender Reason	37
Dogs	23
Allergies	1
Behavior-Negative	2
Bites/Bitten	1
Cost	3
Divorce	1
Family Illness	2
Housing Issue	10
Landlord	1
No Time	2
Cats	14
Cost	4
Family Illness	2
Housing Issue	5
Too Many Animals	3



December 2023 Shelter Report

Euthanasia

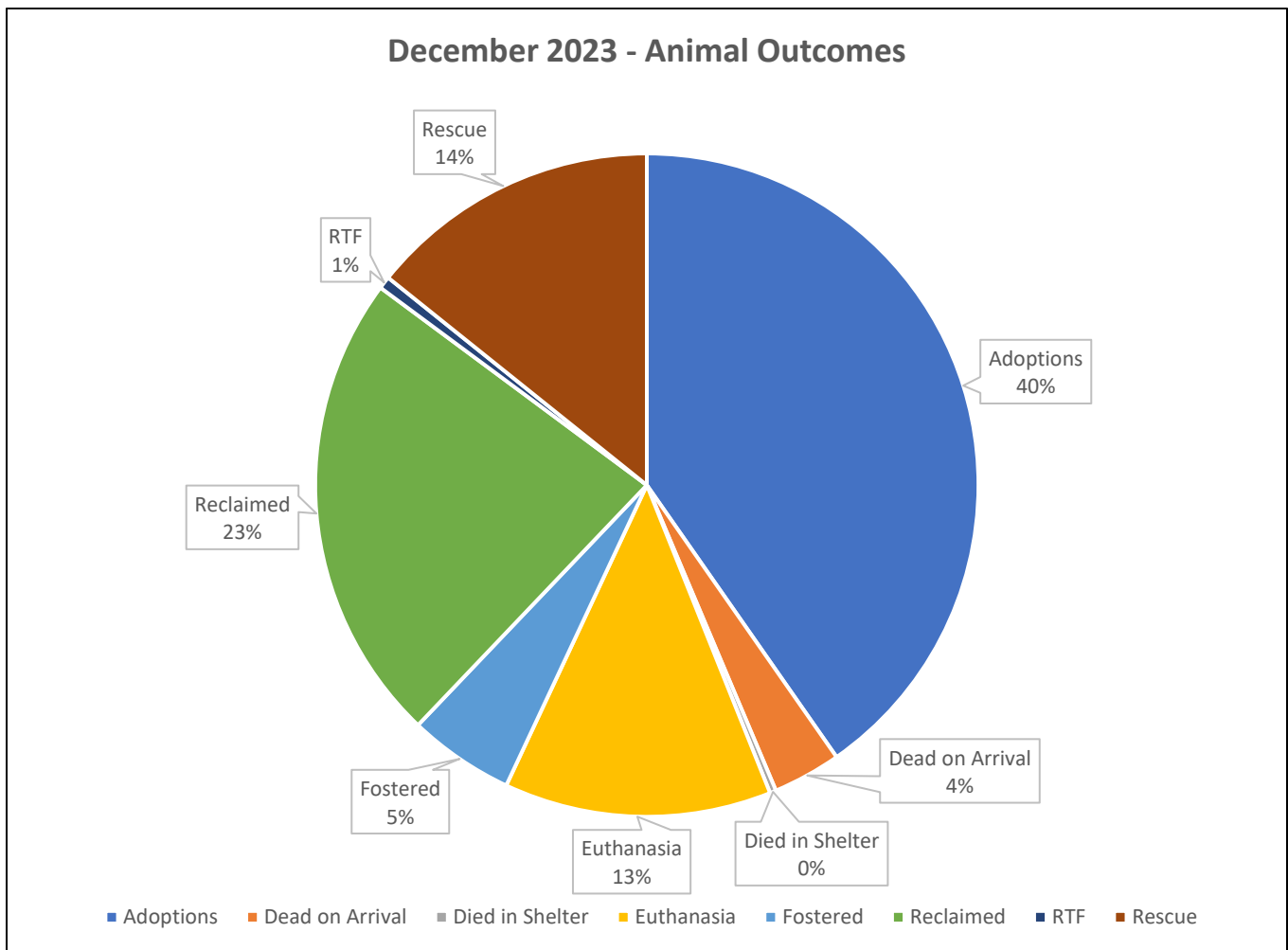
Animal Euthanasia	43
Dogs/Puppies	28
Aggressive	4
Behavior	5
Sick	4
Injured	3
Unadoptable	12
Space	0
Cats/Kittens	15
Feral	1
Injured	3
Aggressive	1
Sick	8
Unadoptable	0
Behavior	2



December 2023 Shelter Report

Outcomes

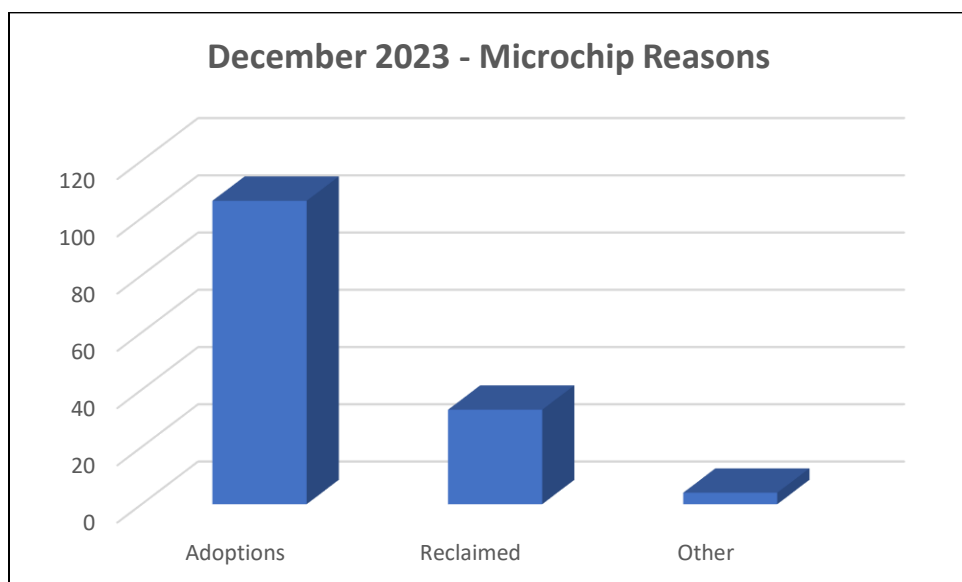
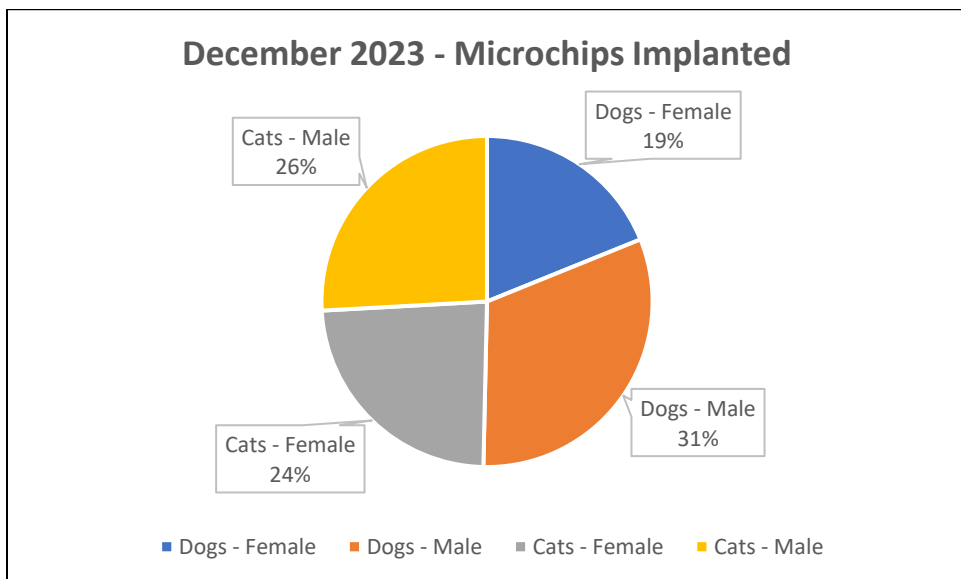
Animal Outcomes	330
Adoptions	133
Dead on Arrival	11
Died in Shelter	1
Escaped	0
Euthanasia	43
Offsite	0
Fostered	17
Reclaimed	76
RTF/TNR	2
Rescue	47



December 2023 Shelter Report

Microchips Issued

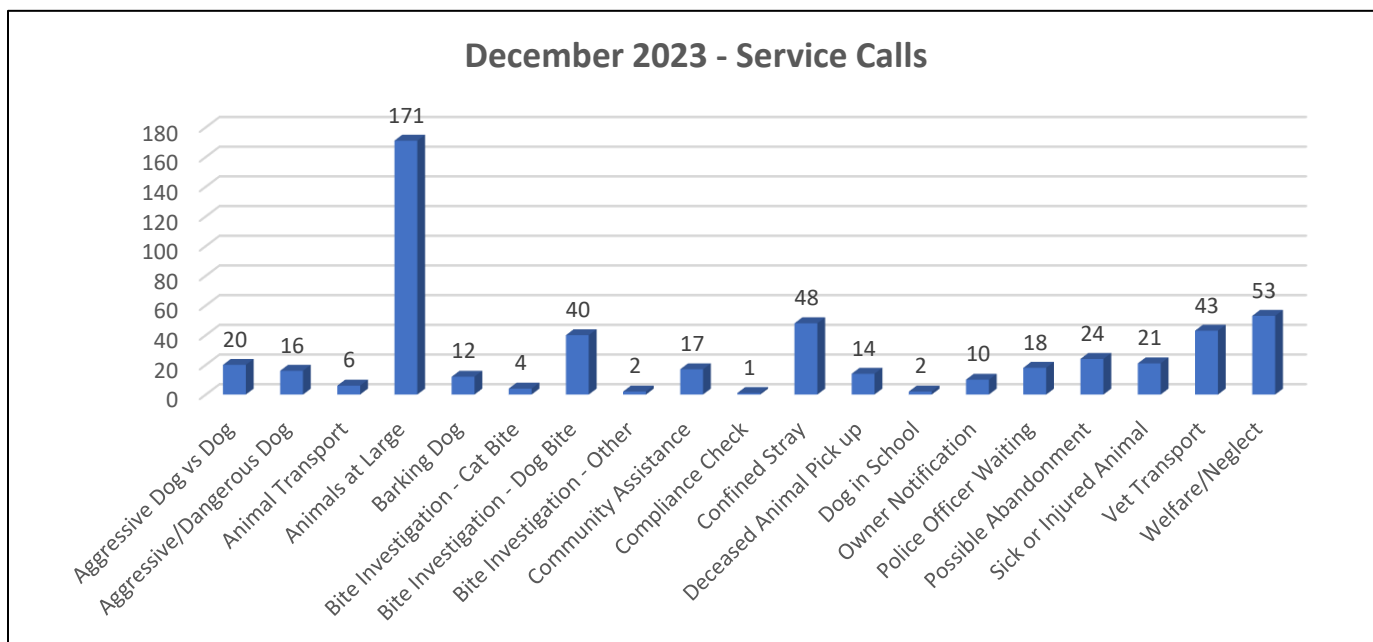
Microchips Implanted	143
Dogs – Female	27
Dogs – Male	45
Cats – Female	34
Cats – Male	37
Adoptions	106
Reclaimed	33
Other	4
Event	0



December 2023 Shelter Report

Activity Calls

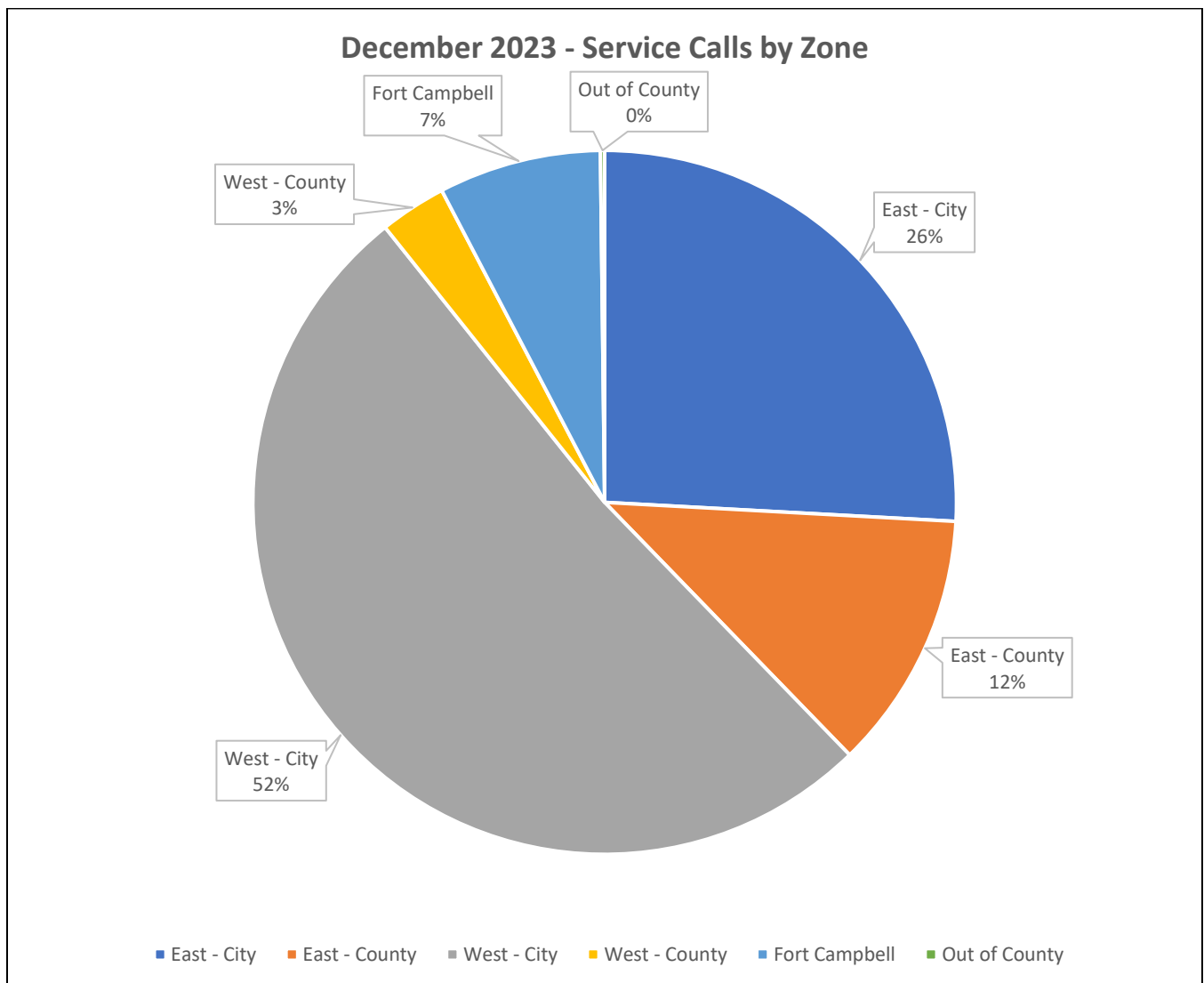
Service Calls	522
Aggressive Dog Vs Dog	17
Aggressive/Dangerous Dog	26
Animal Transport	11
Animal Left in Vehicle	0
Animals at Large	172
Barking Dog	21
Bites involving Cats	4
Bites involving Dogs	26
Bites Other Animals	0
Community Assistance	8
Compliance Check	6
Confined Stray	48
Dog in School	6
Deceased Animal Pick Up	2
Jail Visit	1
Owner Notification	12
Police Assist	24
Possible Abandonment	16
Possibly Rabid Animal	1
Set Trap	41
Sick or Injured Animal	24
Vet Transport	24
Welfare or Neglect Complaint	53



December 2023 Shelter Report

Activity Calls by Zones

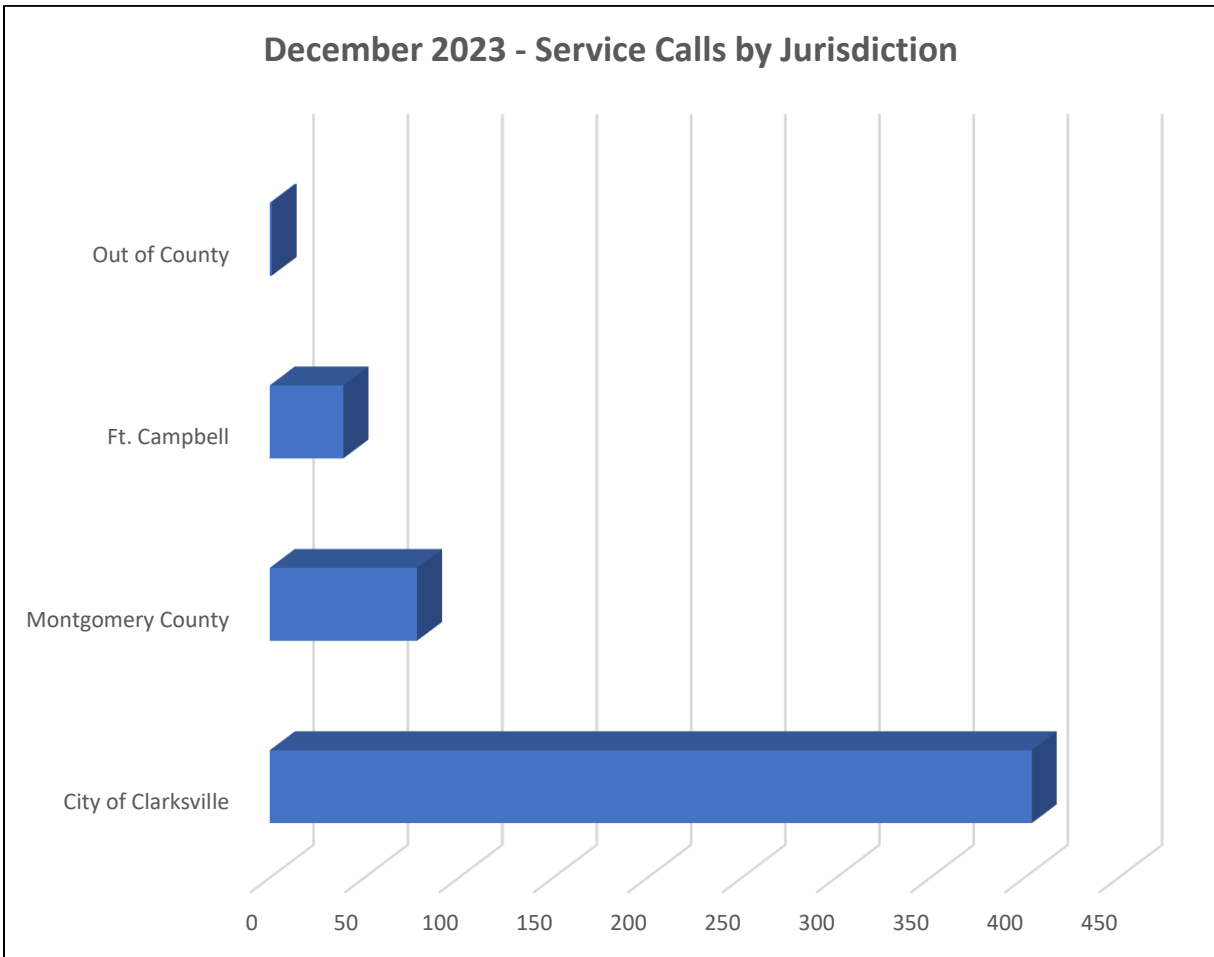
Service Calls by Zone	522
East City	153
East County	58
West City	254
West County	17
Ft. Campbell	36
Other	1



December 2023 Shelter Report

Activity Calls by Jurisdiction

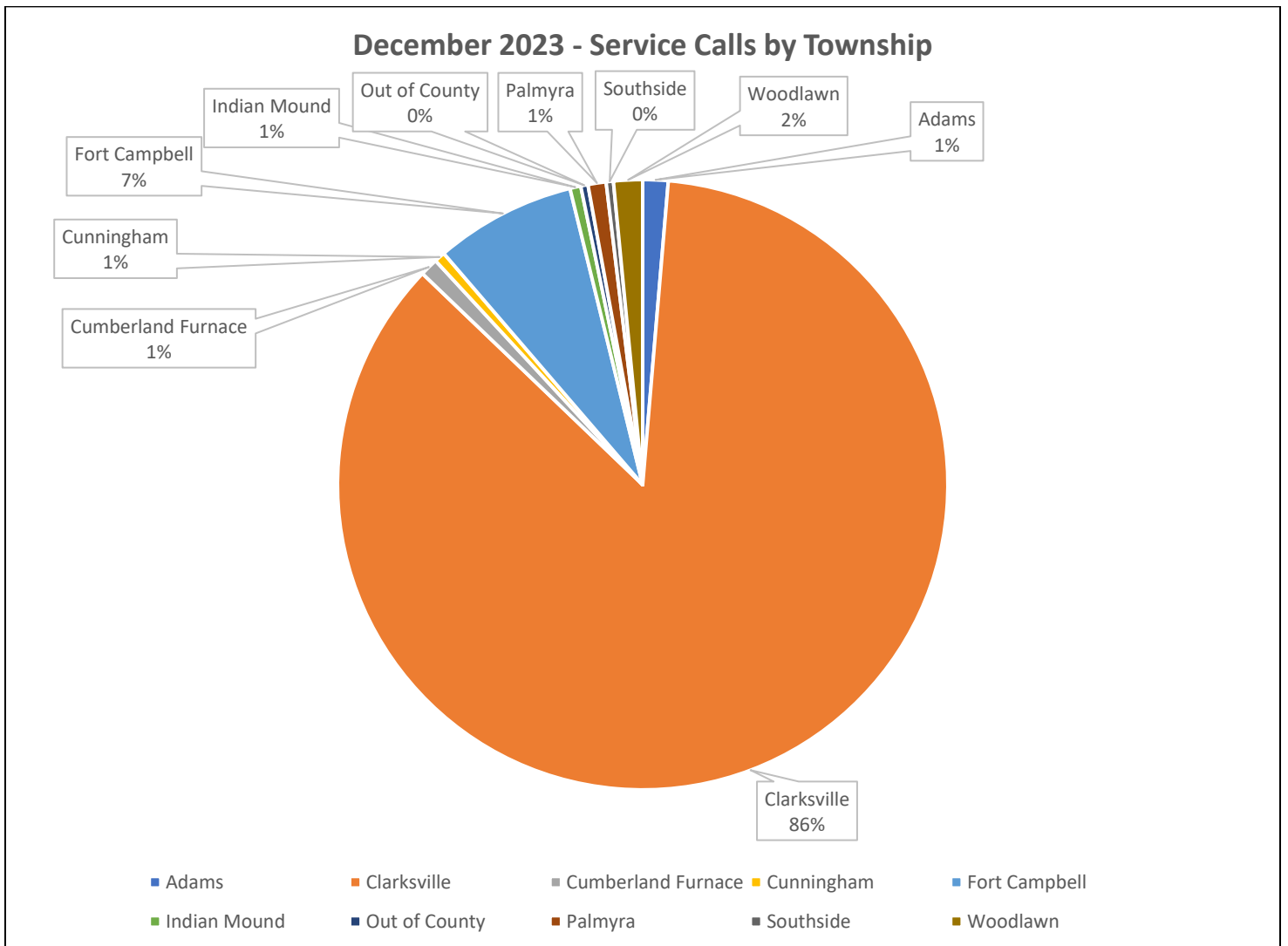
Service Calls by Jurisdiction	522
City of Clarksville	404
Montgomery County	78
Ft. Campbell	39
Out of County	1



December 2023 Shelter Report

Activity Calls by Townships

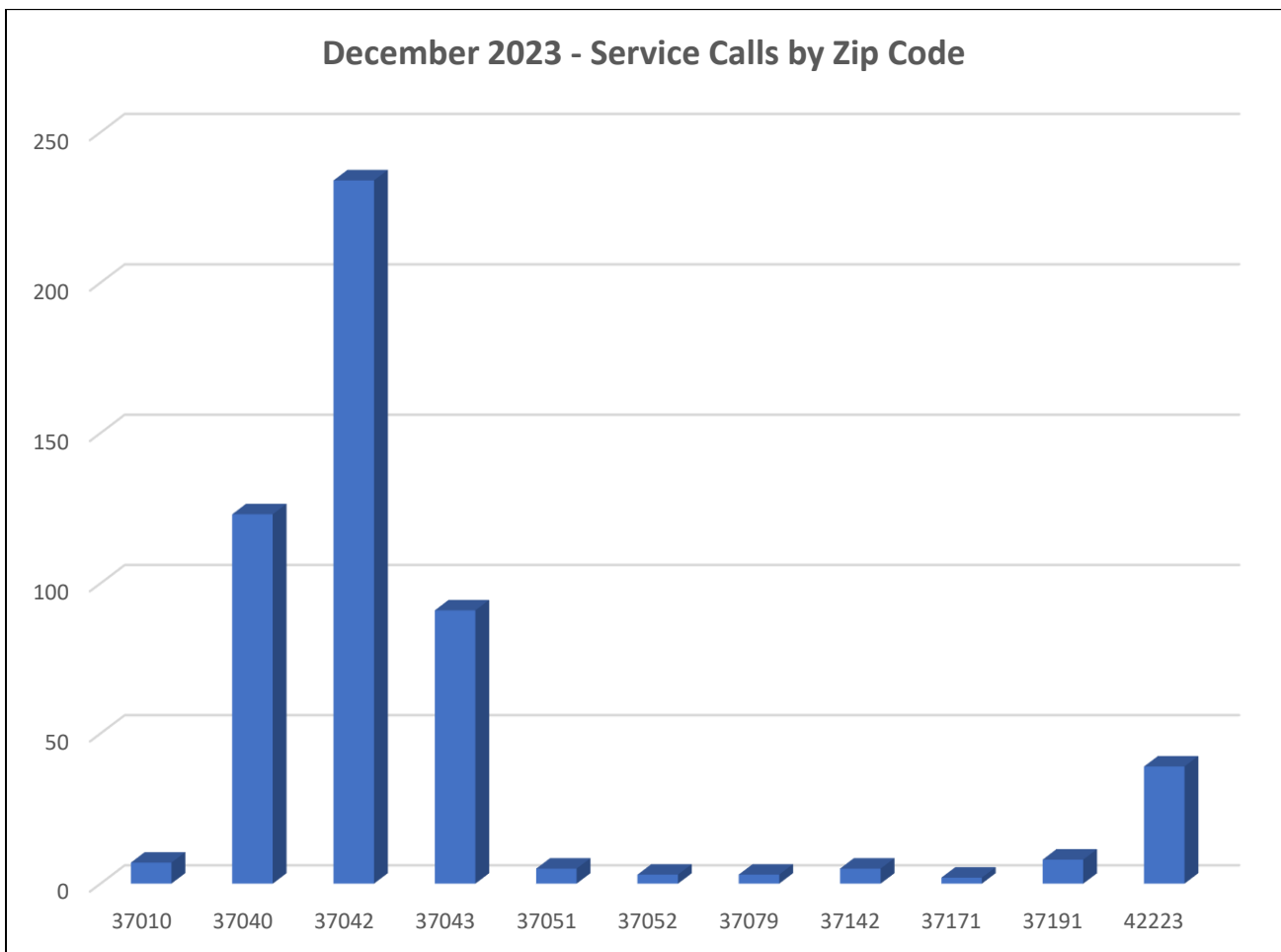
Service Calls by Township	522
Adams	7
Clarksville	448
Cumberland Furnace	5
Cumberland City	0
Cunningham	3
Fort Campbell	39
Indian Mound	3
Palmyra	5
Southside	2
Woodlawn	8
Other	2



December 2023 Shelter Report

Service Calls by Zip Code

Service Calls Outcomes	522
37010	7
37040	123
37042	234
37043	91
37051	5
37052	3
37079	3
37142	5
37171	2
37191	8
42223	39
42240	2



December 2023 Shelter Report

Activity Call Outcomes

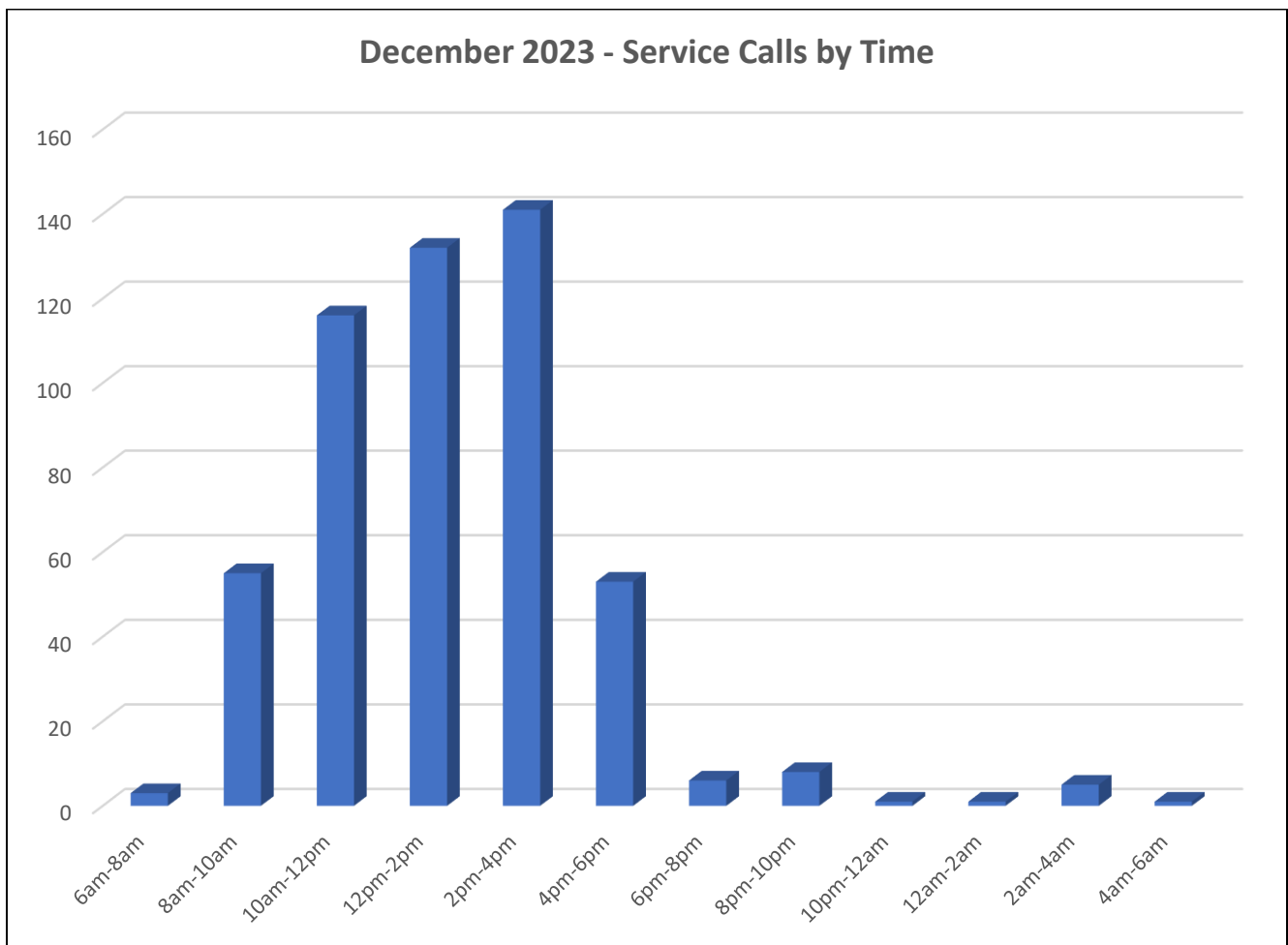
Service Calls Outcomes	522
Animal Impounded	80
Animal Relocated	7
Bite Quarantine Issued	1
Cancelled in Route	23
Citation Issued	26
Dangerous Dog Investigation	4
Deceased Animal Pick UP	6
End Bite Quarantine	36
Final Report Written	155
Follow Up Investigation	7
Full Compliance	12
Gone on Arrival	82
Pick up Trap	0
Posted to Property	5
Returned to Owner	10
Returned to Field	0
Served Dangerous Dog Determ.	2
Transported to Vet Clinic	27
Unable to Capture	6
Unable to Location Animal/Issue	20
Warning Citation	2
Written Warning Notice	8



December 2023 Shelter Report

Activity by Time of Day

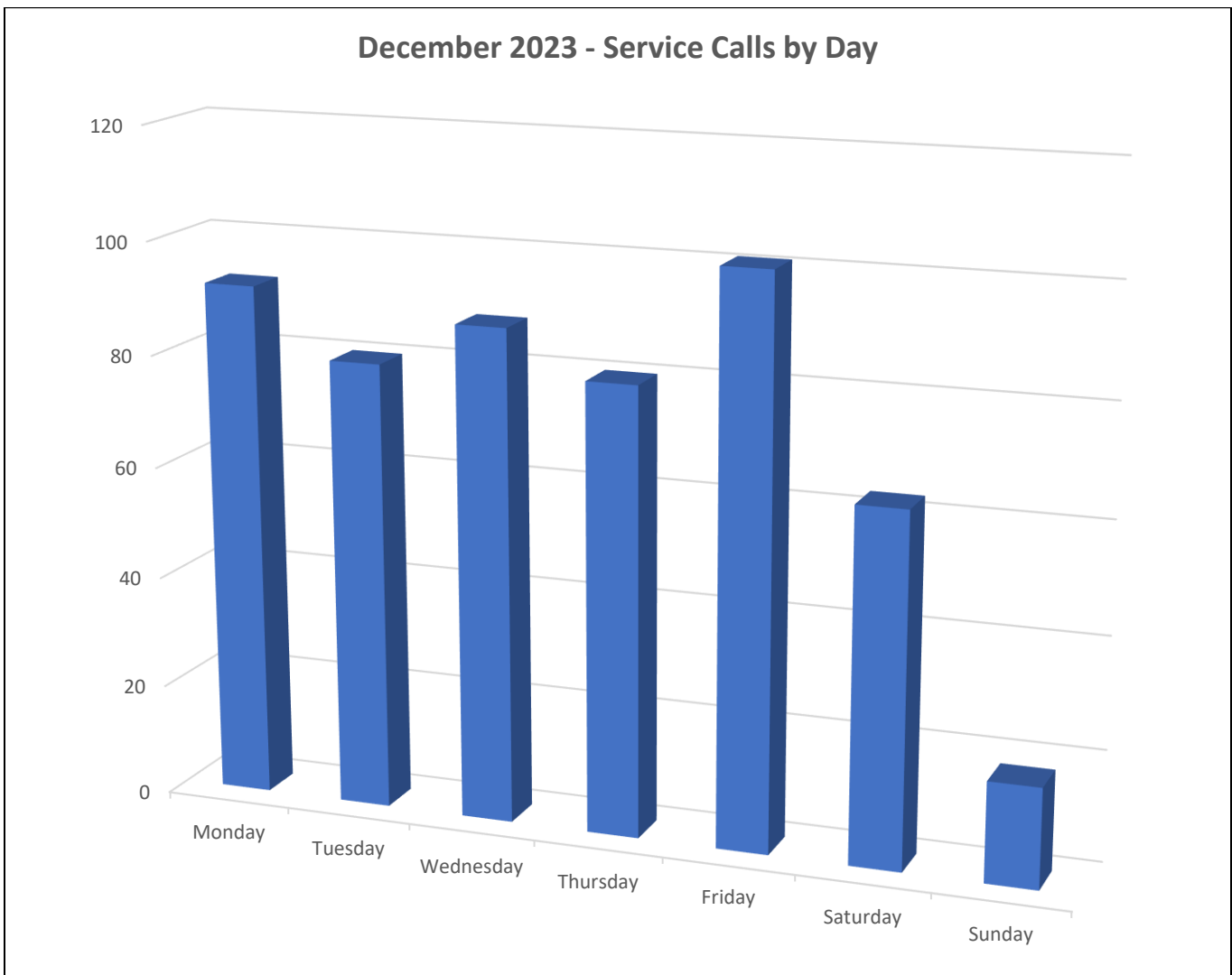
Service Calls by Time of Day	522
6am to 8am	3
8am to 10am	55
10am to 12pm	116
12pm to 2pm	132
2pm to 4pm	141
4pm to 6pm	53
6pm to 8pm	6
8pm to 10pm	8
10pm to 12am	1
12am to 2am	1
2am to 4am	5
4am to 6am	1



December 2023 Shelter Report

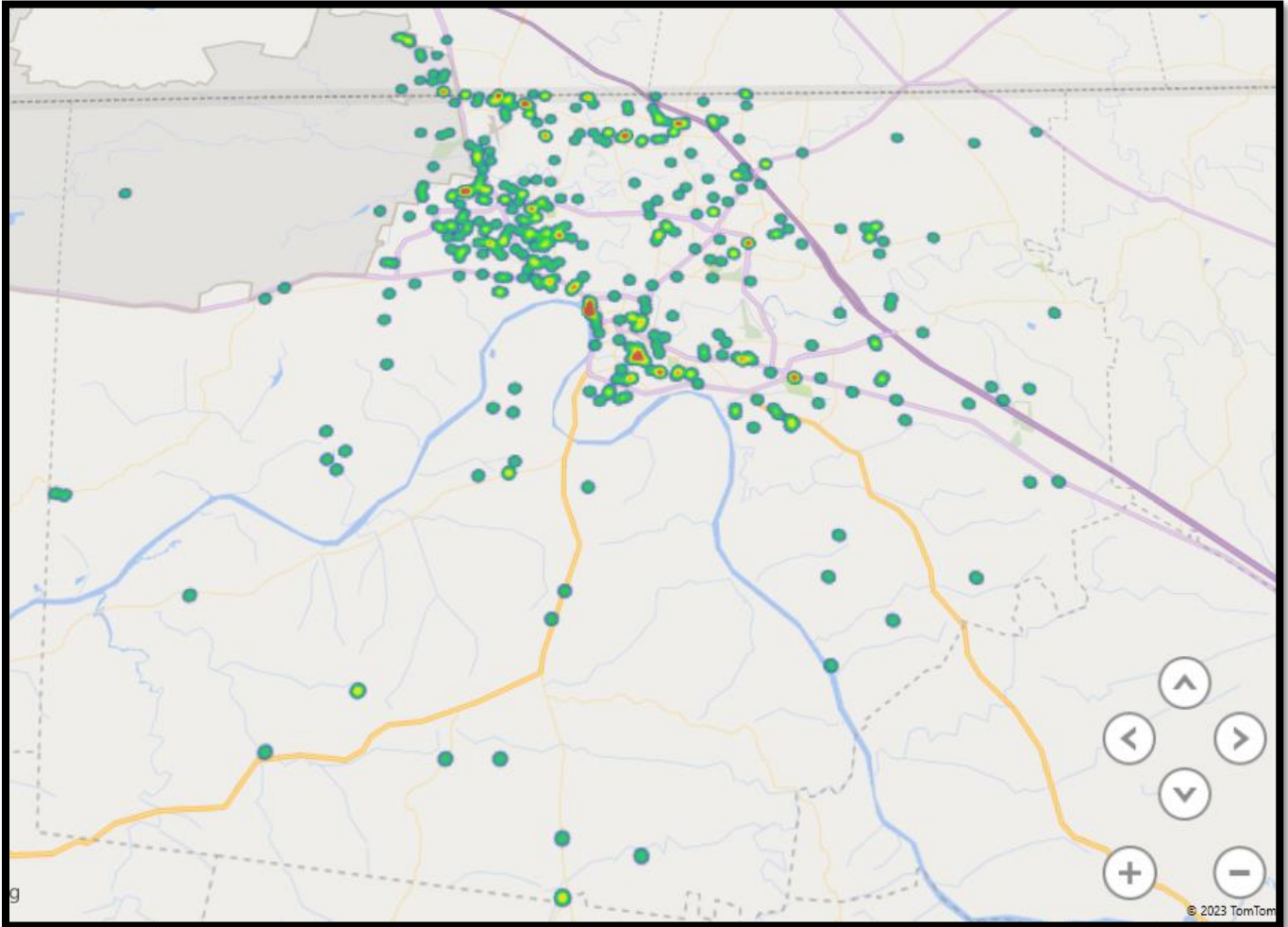
Activity by Day of Week

Service Calls by Day	522
Monday	92
Tuesday	80
Wednesday	88
Thursday	80
Friday	101
Saturday	63
Sunday	18



December 2023 Shelter Report

Activity Heat Map

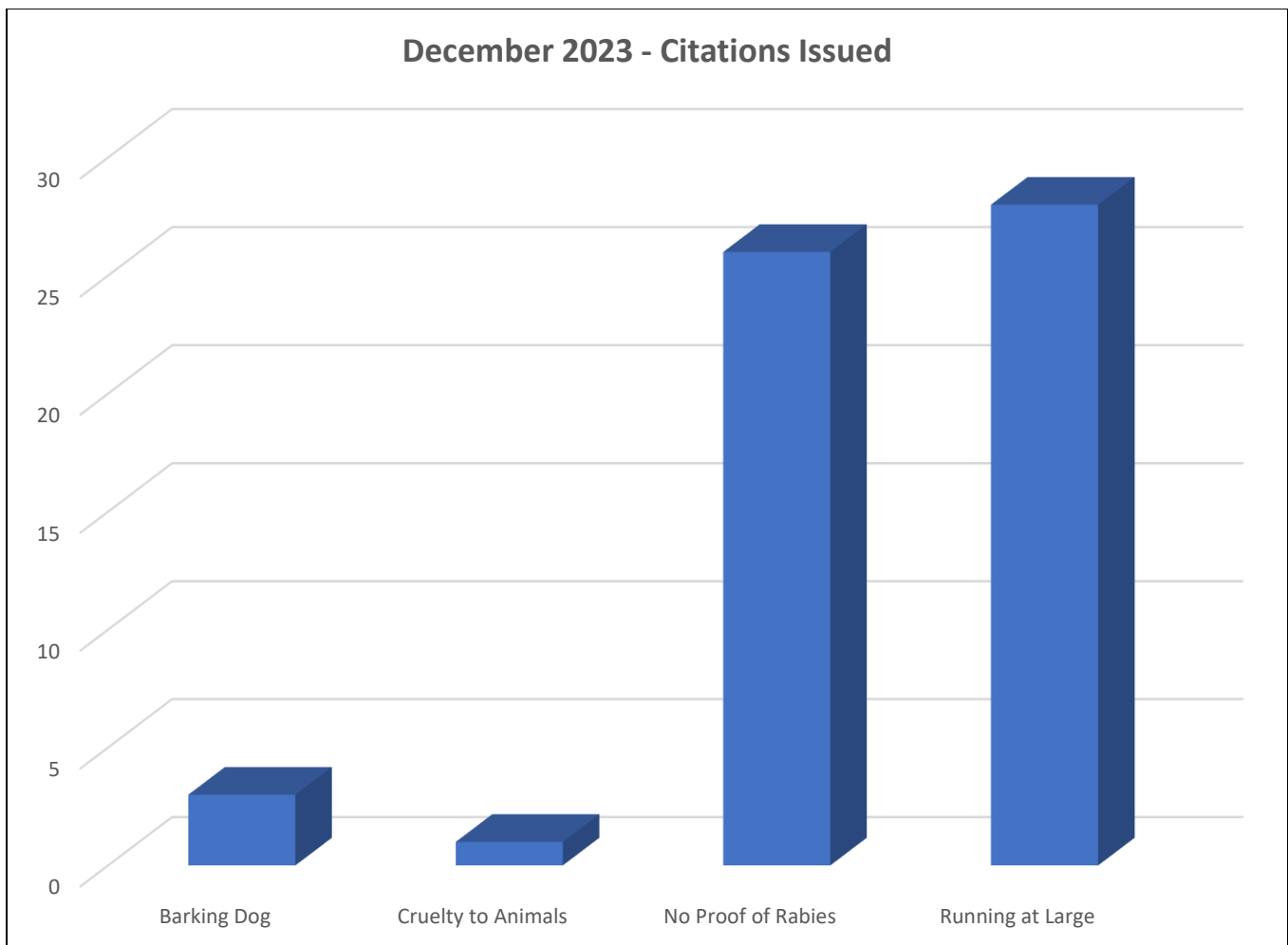


December 2023 Shelter Report

Citations Issued

Citations Issued	58
Animal Cruelty	1
Barking Dogs	3
No proof of Rabies	26
Running at Large	28

Citation Outcomes	58
Sent to General Sessions	41
Rectified Prior to Court	9
Pending	5
Warning Citation	3



2023 Totals

Activity	Jan.	Feb.	Mar.	Apr.	May	Jun.	Jul.	Aug.	Sep.	Oct.	Nov.	Dec.	Total	2022	% Change
Owner Surrenders	49	50	56	63	70	41	52	44	41	30	32	36	564	661	-14.6%
Intakes	348	334	354	386	478	427	426	412	419	450	379	319	4,732	4,438	6.2%
Stray Dog	148	139	179	172	198	166	185	170	161	162	163	134	1,977	1,792	9.3%
Stray Cat	85	74	57	101	134	141	114	131	164	152	116	85	1,654	1,411	14.6%
Calls for Service	641	609	745	703	742	667	555	601	561	556	519	522	7,421	7,130	4%
Euthanasia dog	42	34	47	46	48	66	60	53	59	53	47	28	553	419	30%
Euthanasia Cat	15	15	21	17	16	34	61	52	48	57	29	15	380	383	.7%
Microchips Issued	109	123	123	124	160	131	140	110	132	182	154	143	1,631	1,438	11.8%
Adoptions	122	130	121	106	147	131	144	113	138	171	152	133	1,608	1,607	.2%
Rescue/Transfer	68	44	54	70	39	52	23	38	51	51	36	47	573	972	-41%
Incoming Phone Calls	2,347	1,913	2,345	2,225	2,540	2,246	2,266	2,454	2,131	2,257	1,967	2,125	26,816	--	--

Live Release Rate%	Jan.	Feb.	Mar.	Apr.	May	Jun.	Jul.	Aug.	Sep.	Oct.	Nov.	Dec.	Total	2022	% Change
Dogs	89%	83%	81%	80%	82%	71%	75%	74%	67%	75%	80%	76%	78%	84%	-9%
Cats	91%	84%	78%	83%	85%	72%	57%	54%	71%	69%	80%	88%	76%	72%	5.2%
Total Live Release	90%	83%	80%	81%	82%	71%	68%	67%	69%	72%	80%	82%	77%	80%	-3.7%

2022 Totals

Activity	Jan.	Feb.	Mar.	Apr.	May	Jun.	Jul.	Aug.	Sep.	Oct.	Nov.	Dec.	Total	2021	% Change
Owner Surrenders	31	110	75	41	31	56	36	47	54	48	49	52	661	633	4%
Intakes	234	320	329	313	384	396	313	508	456	434	369	382	4,438	3,761	15%
Stray Dog	114	109	150	108	119	129	158	202	171	153	166	192	1,792	1,435	20%
Stray Cat	67	47	80	129	195	175	91	177	164	146	78	62	1,411	1,065	25%
Calls for Service	397	409	614	615	592	628	637	649	630	642	636	681	7,130	5,328	25%
Euthanasia dog	19	32	27	21	24	35	36	64	55	27	50	64	419	232	45%
Euthanasia Cat	11	27	30	18	29	84	42	52	73	66	46	18	383	350	8%
Microchips Issued	128	99	150	123	140	144	193	172	128	170	135		1,438	1,636	-12%
Adoptions	137	99	142	122	110	142	184	187	141	186	122	177	1,607	1,523	5%
Rescue/Transfer	60	68	75	131	77	68	35	85	83	63	46	67	790	972	-18%
Incoming Phone Calls	**	**	**	**	**	**	**	**	**	2,400	2,192	2,155	6,747	---	---

Live Release Rate%	Jan.	Feb.	Mar.	Apr.	May	Jun.	Jul.	Aug.	Sep.	Oct.	Nov.	Dec.	Total	2021	% Change
Dogs	89.4%	83%	87%	91%	88%	85%	86%	76%	76%	89%	76%	77%	84%	86%	-2%
Cats	90%	73%	75%	88%	78%	54%	71%	71%	56%	65%	60%	87%	72%	72%	0%
Total Live Release	89.4%	80%	83%	90%	84%	72%	80%	74%	67%	78%	71%	81%	80%	85%	-5%

