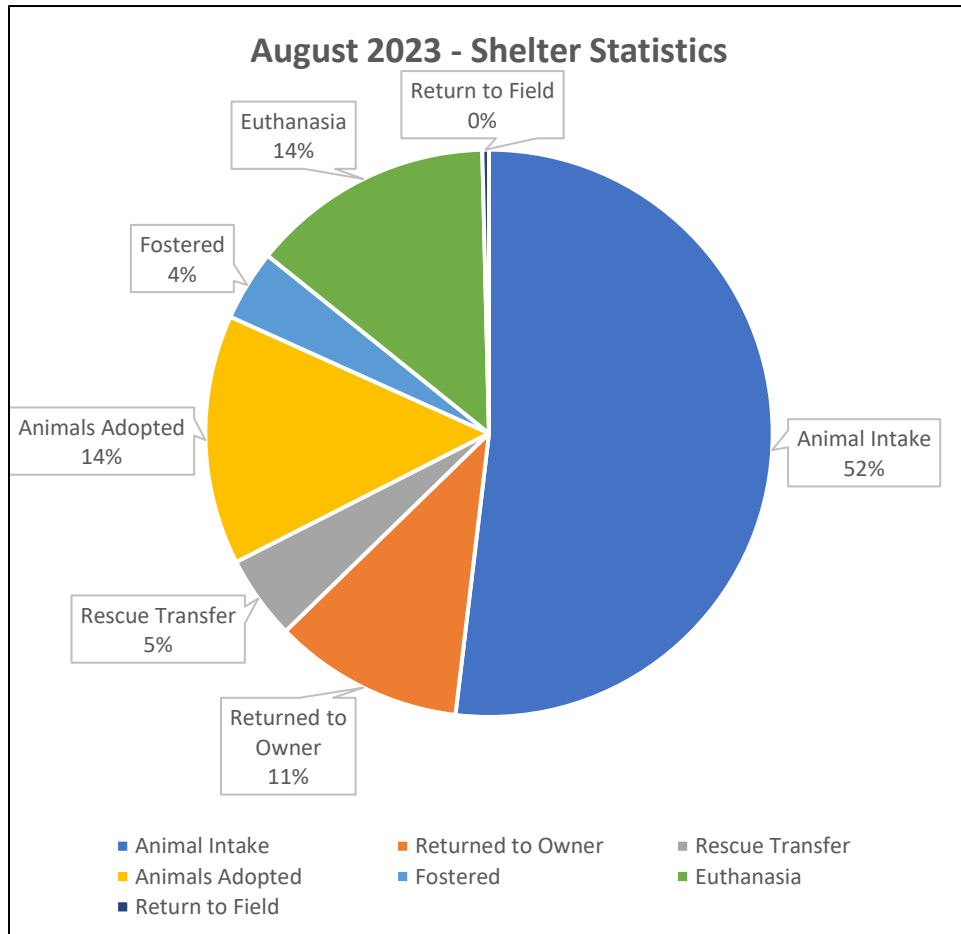




## August 2023 Shelter Report

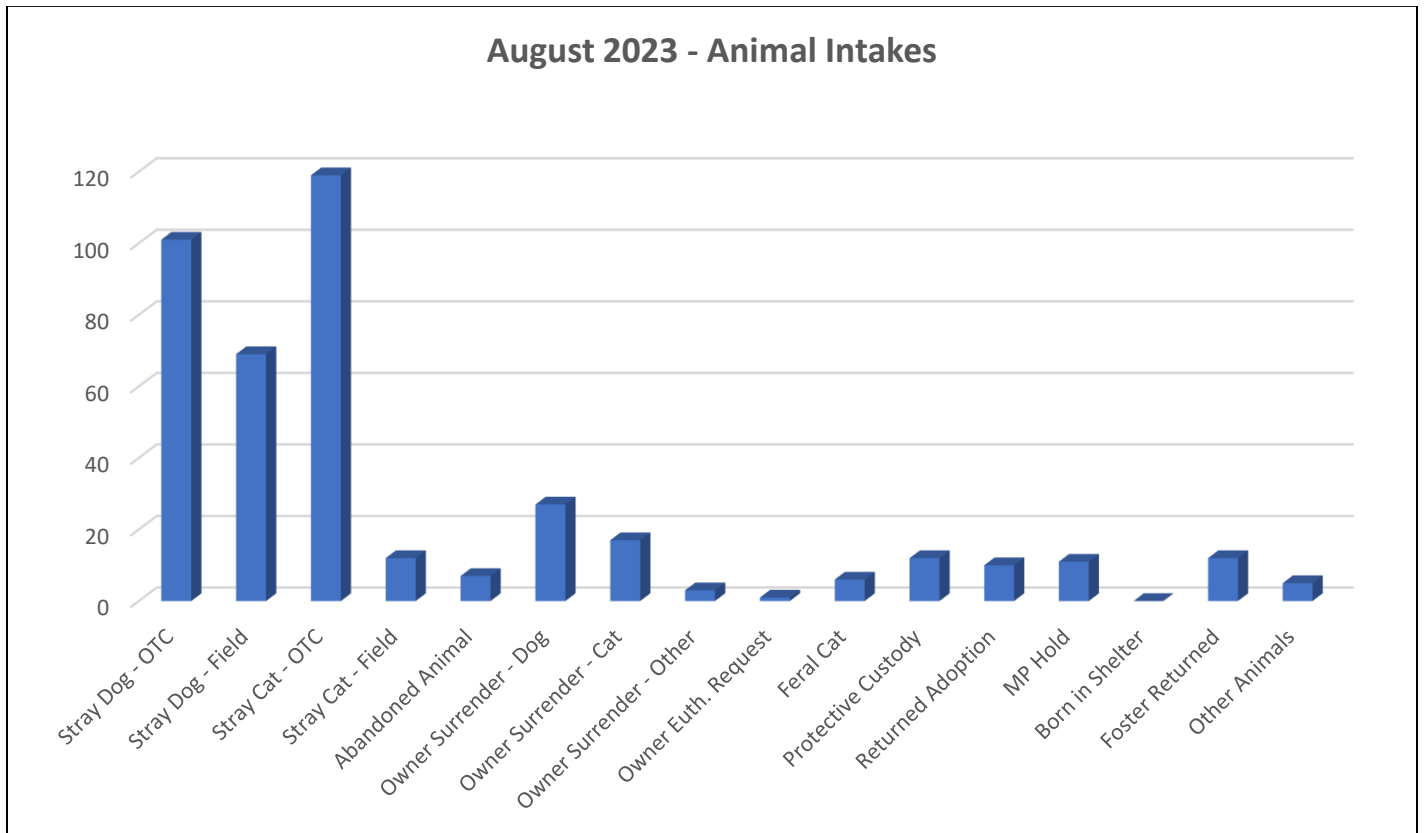
August 2023	
Activity Calls	601
Animal Intakes	412
Dogs	232
Cats	172
Other	8
<b>Incoming Per Day</b>	<b>12</b>
Returned to Owner	86
Dogs – In Field	19
Cats – In Field	0
Dogs – From Shelter	64
Cats – From Shelter	3
Rescue Transfers	38
Dogs Transferred	33
Cats Transferred	5
Animals Adopted	113
Dogs Adopted	57
Cats Adopted	54
Other Animals	2
Fostered	32
Dogs Fostered	12
Cats Fostered	20
Euthanasia	110
Dogs Euthanized	57
Cats Euthanized	53
TNR/Returned to Field	3
Visitors to Shelter	926
Avg. Visitors per Day	40.3
Incoming Phone Calls	2,454
Avg. Calls per Day	91



# August 2023 Shelter Report

## Animal Intake Reasons

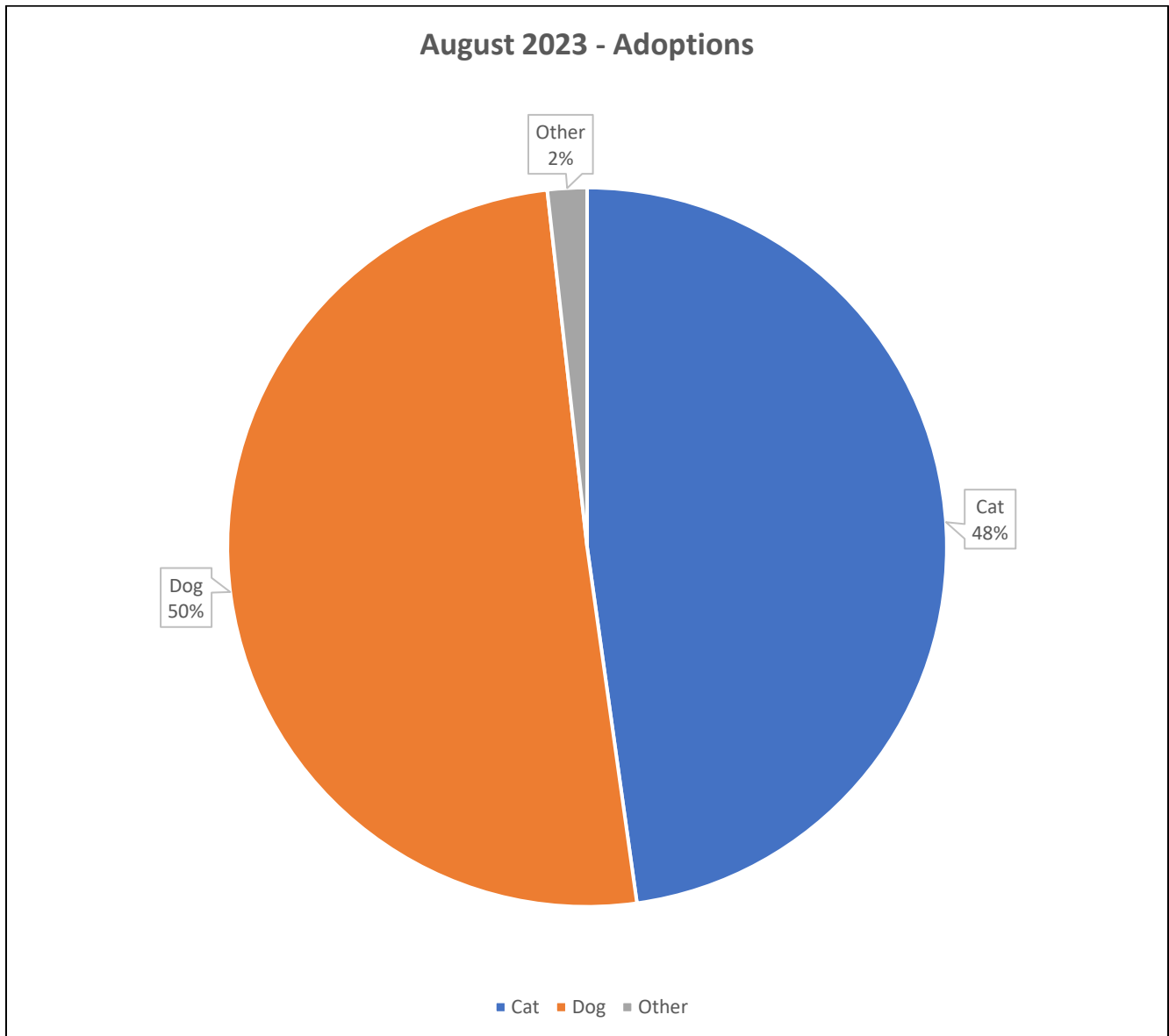
Intake Reasons	412
Stray Dog – OTC	101
Stray Dog – Field	69
Stray Cat – OTC	119
Stray Cat – Field	12
Abandoned Animal	7
Owner Surrender – Dog	27
Owner Surrender - Cat	17
Owner Surrender - Other	3
Owner Euth. Request	1
Feral Cat	6
Protective Custody	12
Returned Adoption	10
MP Hold – Ft. Campbell	11
Born in Shelter	0
Foster Returned	12
Other Animals	5



# August 2023 Shelter Report

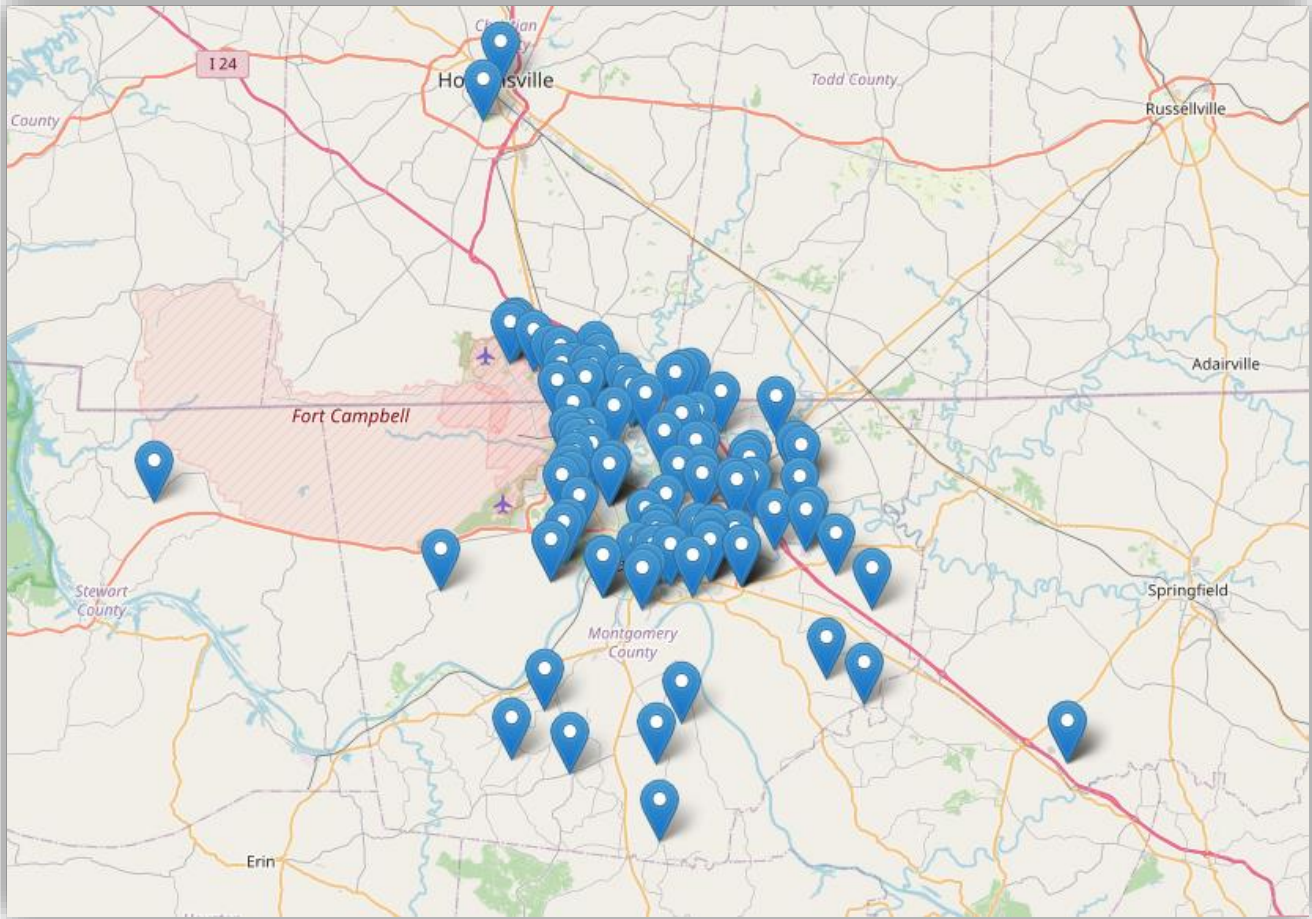
## Animal Adoptions

Adoptions	113
Dogs/Puppies	57
Cats/Kittens	54
Other Animals	2



# August 2023 Shelter Report

## Adoptions Map

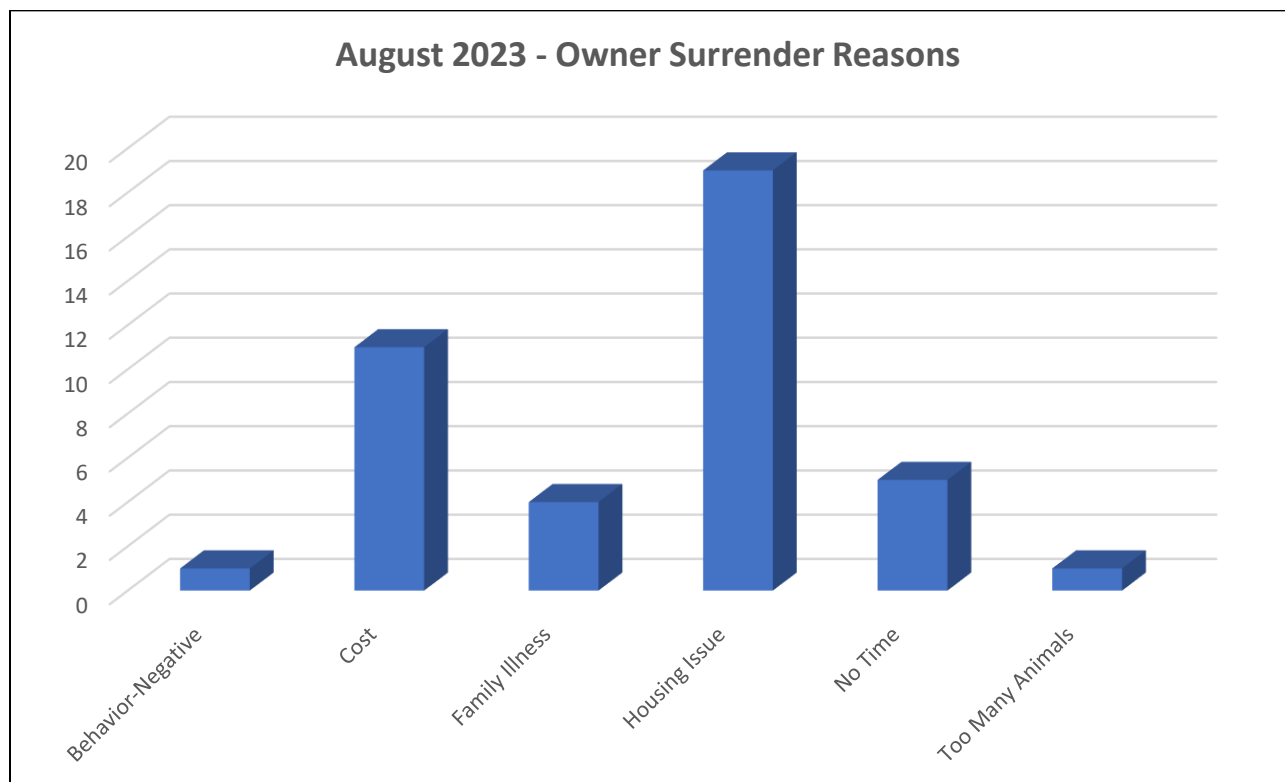


# August 2023 Shelter Report

## Owner Surrenders

Owner Surrenders	41
Dogs/Puppies	22
Cats/Kittens	15
Other Animals	4

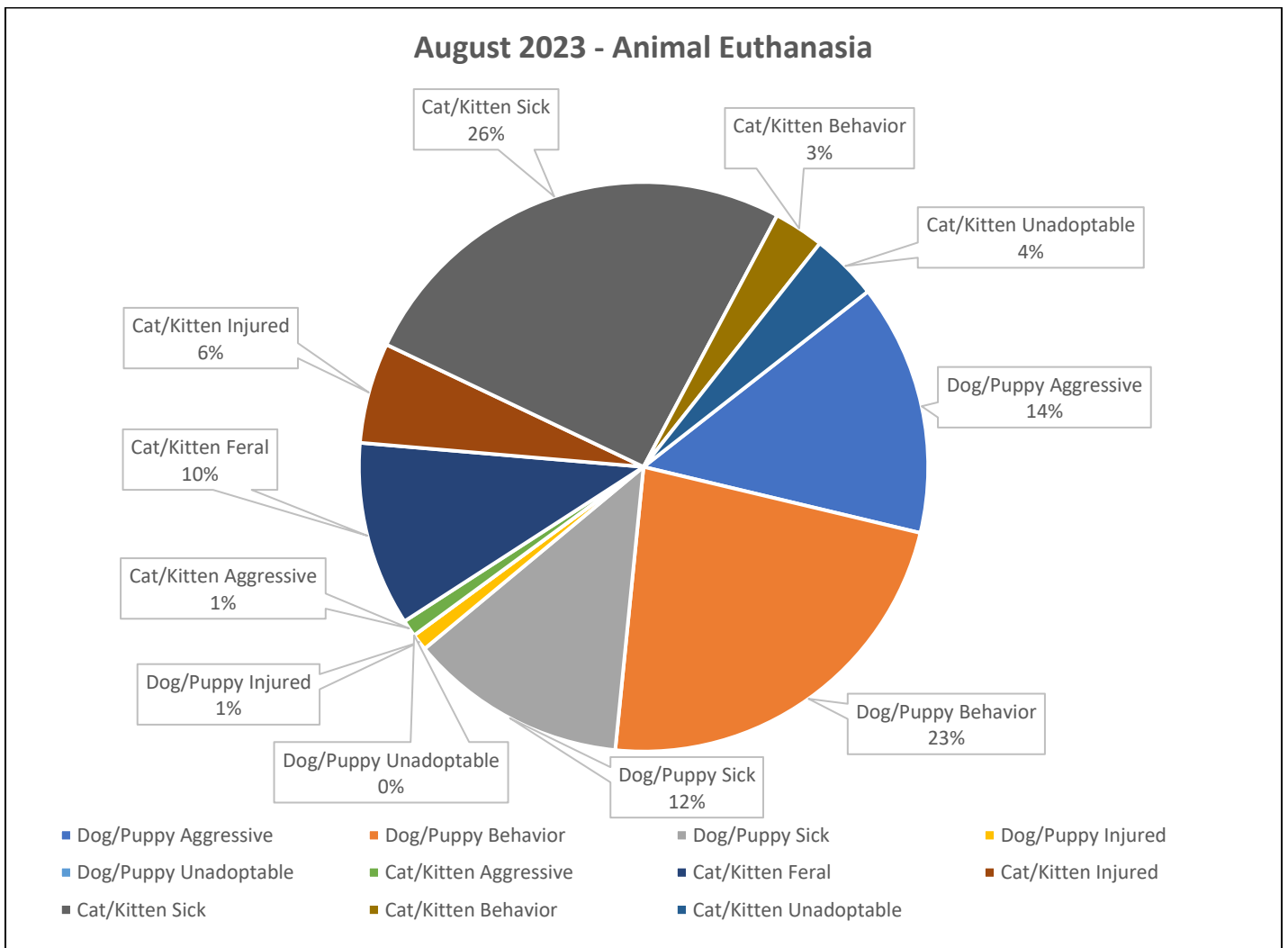
Owner Surrender Reason	41
Aggressive – People	0
Aggressive – Animals	0
Allergies	0
Behavior – Negative	1
Bites/Bitten	0
Cost	11
Family Illness	4
Housing Issue	19
Landlord	0
Military/Deployed	0
No Time	5
Personal	0
Too Many Animals	1



# August 2023 Shelter Report

## Euthanasia

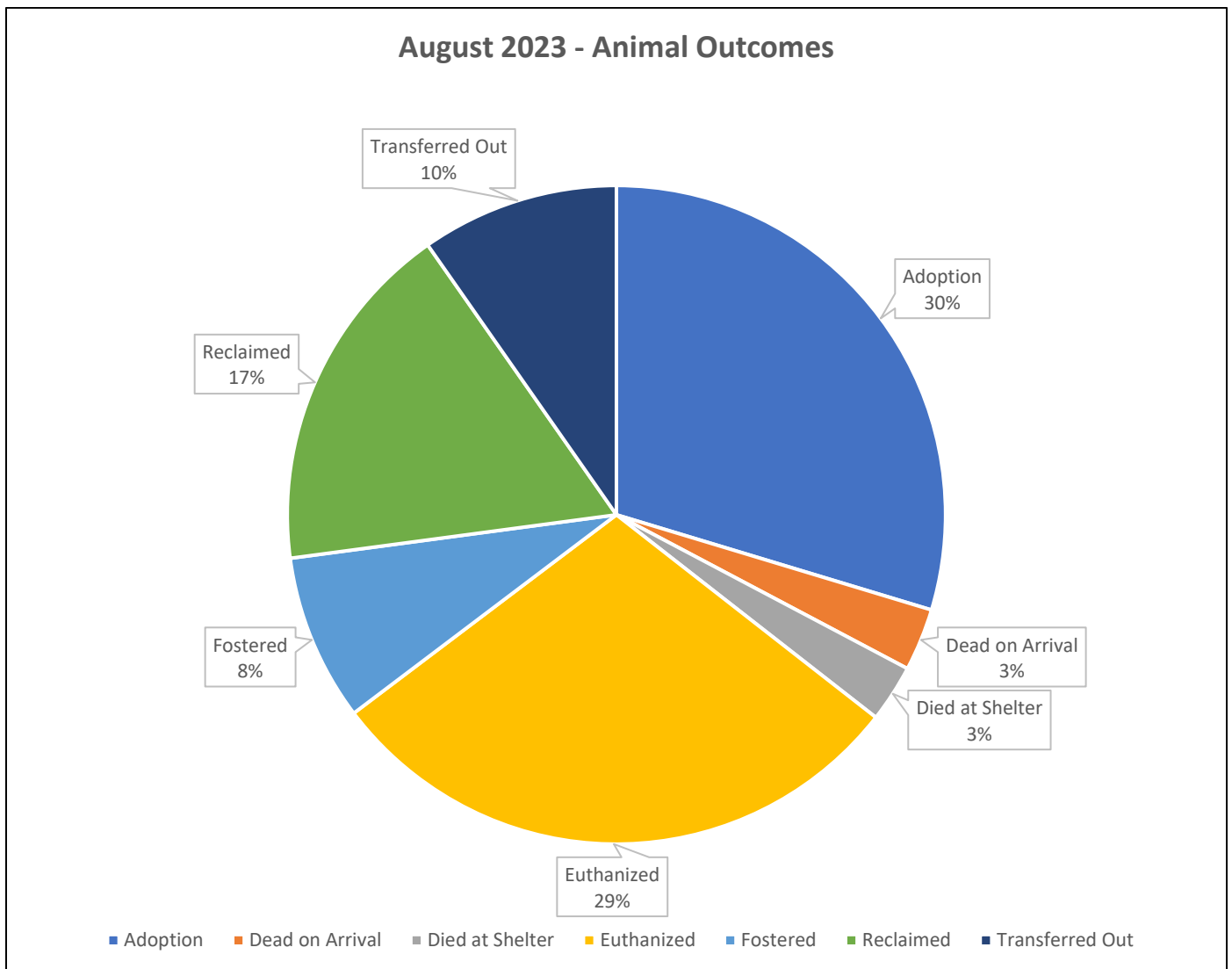
<b>Animal Euthanasia</b>	<b>105</b>
<b>Dogs/Puppies</b>	<b>53</b>
Aggressive	15
Behavior	24
Sick/Injured	14
Unadoptable	0
<b>Cats/Kittens</b>	<b>52</b>
Feral	11
Injured	6
Aggressive	1
Sick	27
Unadoptable	4
Behavior	3



# August 2023 Shelter Report

## Outcomes

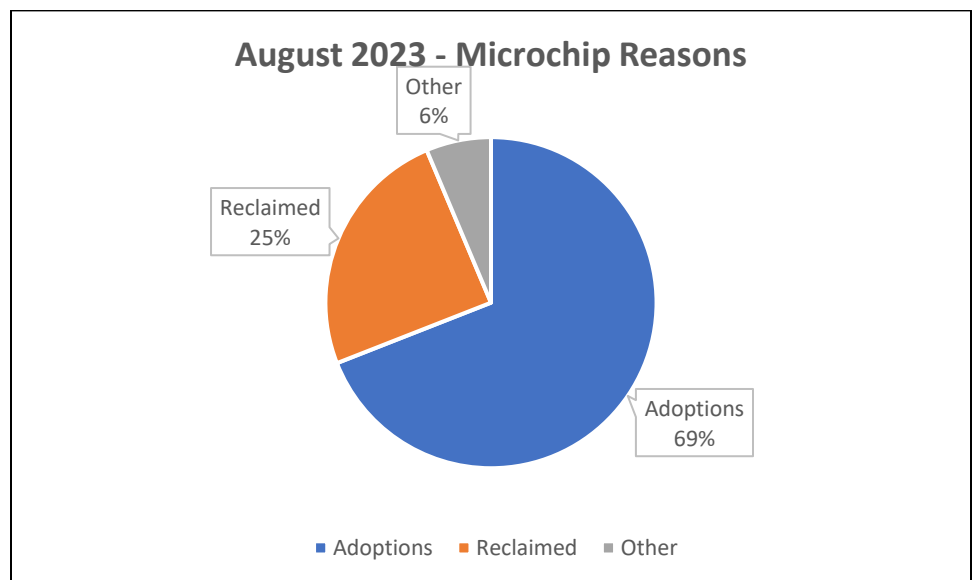
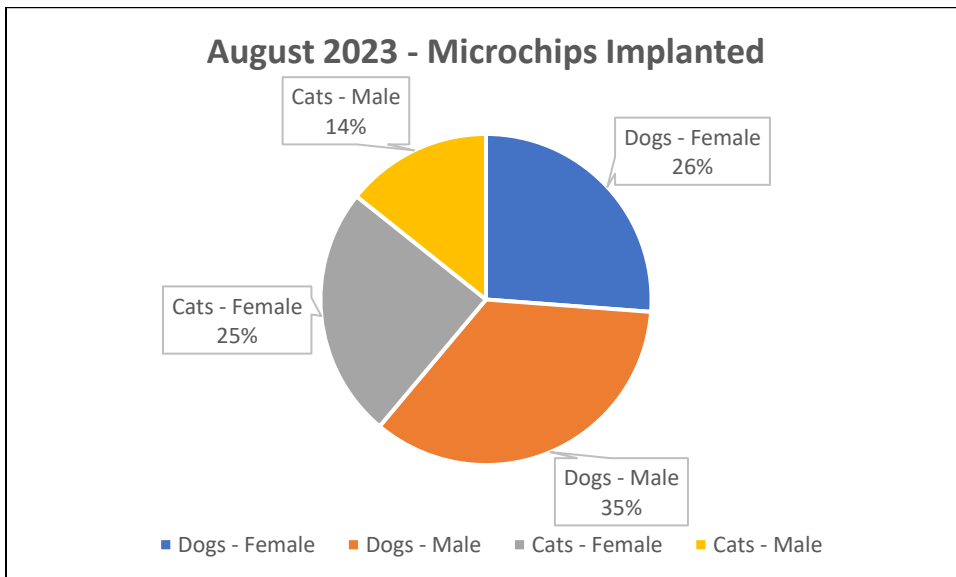
Animal Outcomes	391
Adoptions	116
Dead on Arrival	12
Died in Shelter	11
Escaped	0
Euthanasia	114
Offsite	1
Fostered	32
Reclaimed	68
Relocated	0
Rescue	38



# August 2023 Shelter Report

## Microchips Issued

Microchips Implanted	110
Dogs – Female	33
Dogs – Male	44
Cats – Female	31
Cats – Male	18
Adoptions	87
Reclaimed	31
Other	8
Foster	0

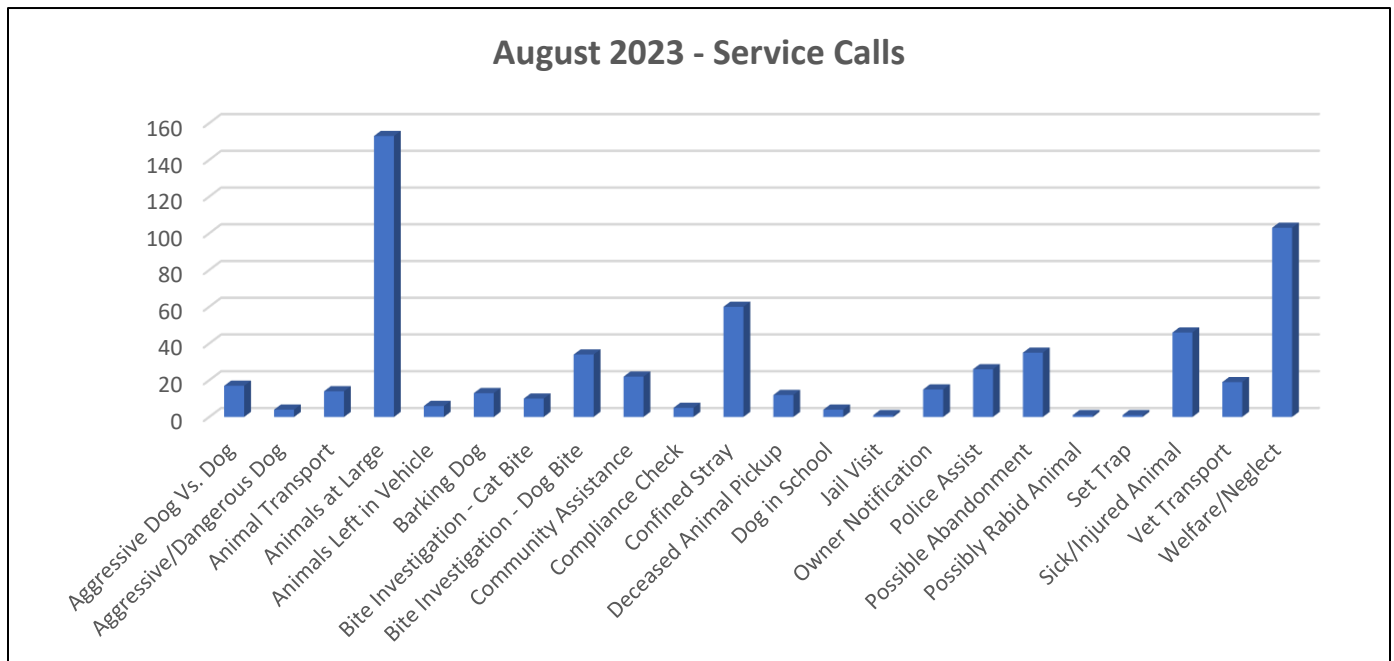




# August 2023 Shelter Report

## Activity Calls

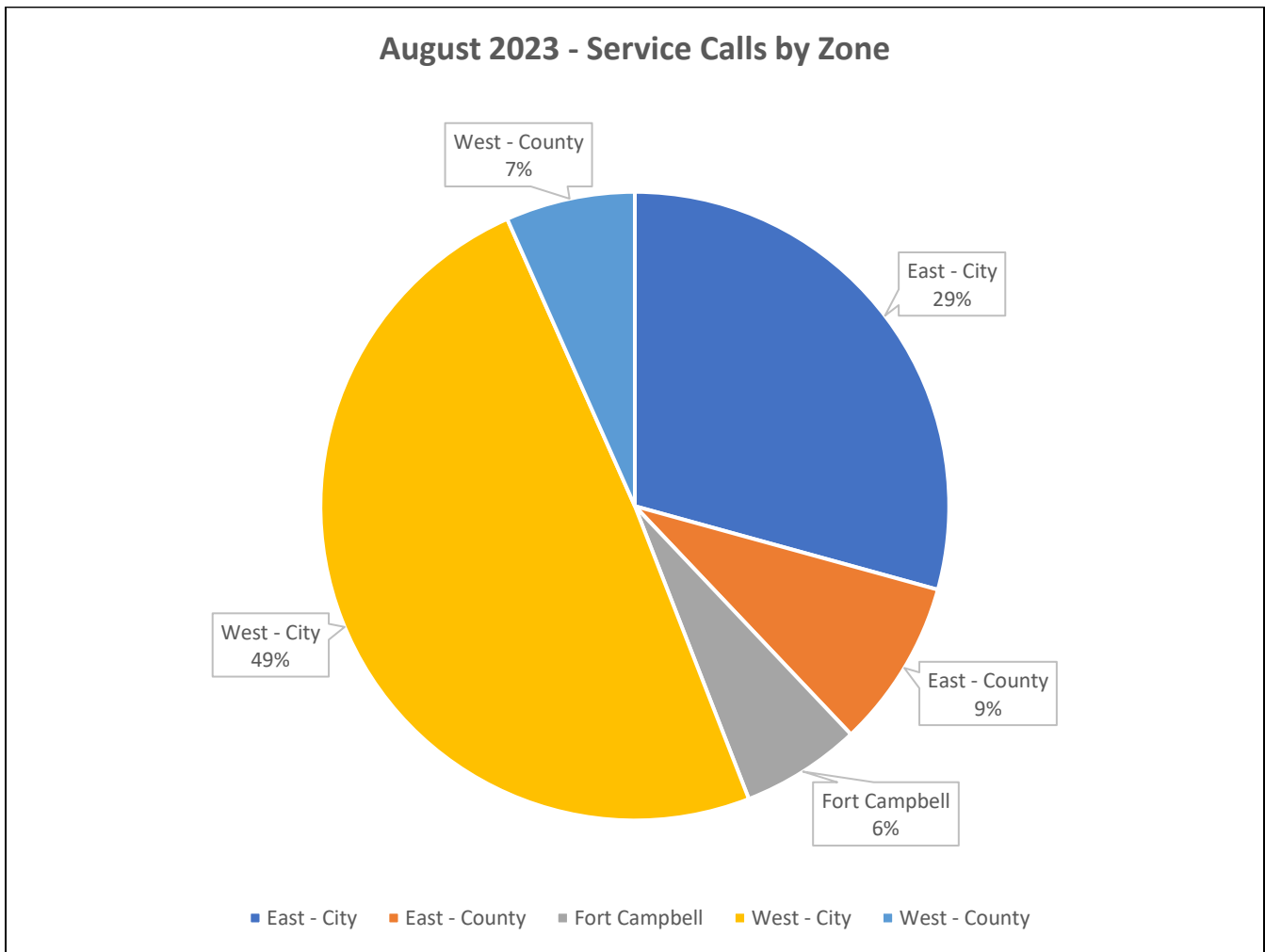
Service Calls	601
Aggressive Dog Vs Dog	17
Aggressive/Dangerous Dog	4
Animal Transport	14
Animal Left in Vehicle	6
Animals at Large	153
Barking Dog	13
Bites involving Cats	10
Bites involving Dogs	34
Bites Other Animals	0
Community Assistance	22
Compliance Check	5
Confined Stray	60
Deceased Animal Pick Up	12
Jail Visit	1
Owner Notification	15
Police Assist	26
Possible Abandonment	35
Possibly Rabid Animal	1
Set Trap	1
Sick or Injured Animal	46
Vet Transport	19
Welfare or Neglect Complaint	103



# August 2023 Shelter Report

## Activity Calls by Zones

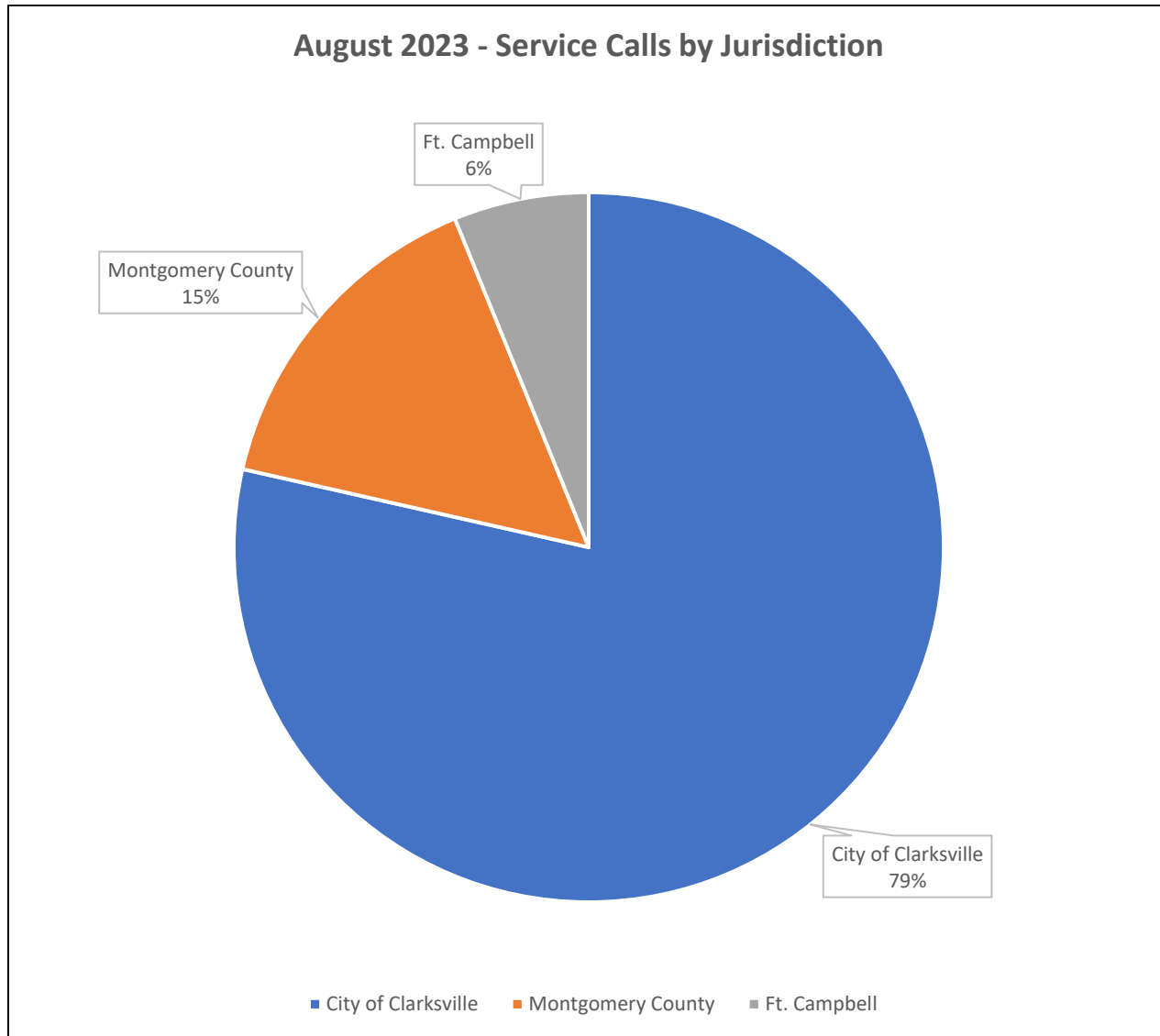
Service Calls by Zone	601
East City	176
East County	52
West City	296
West County	40
Ft. Campbell	37
Other	0



# August 2023 Shelter Report

## Activity Calls by Jurisdiction

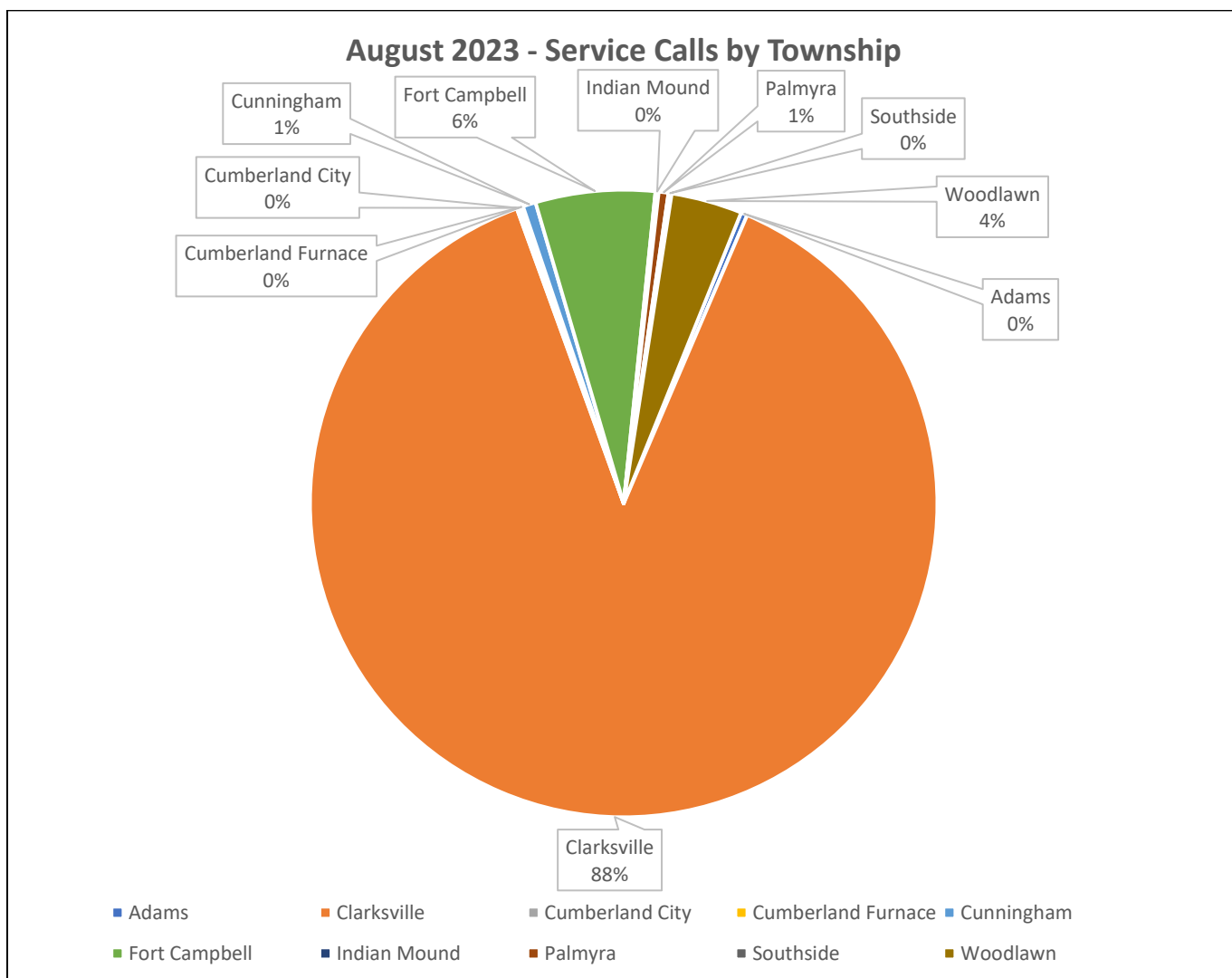
Service Calls by Jurisdiction	601
City of Clarksville	472
Montgomery County	92
Ft. Campbell	37
Out of County	0



# August 2023 Shelter Report

## Activity Calls by Townships

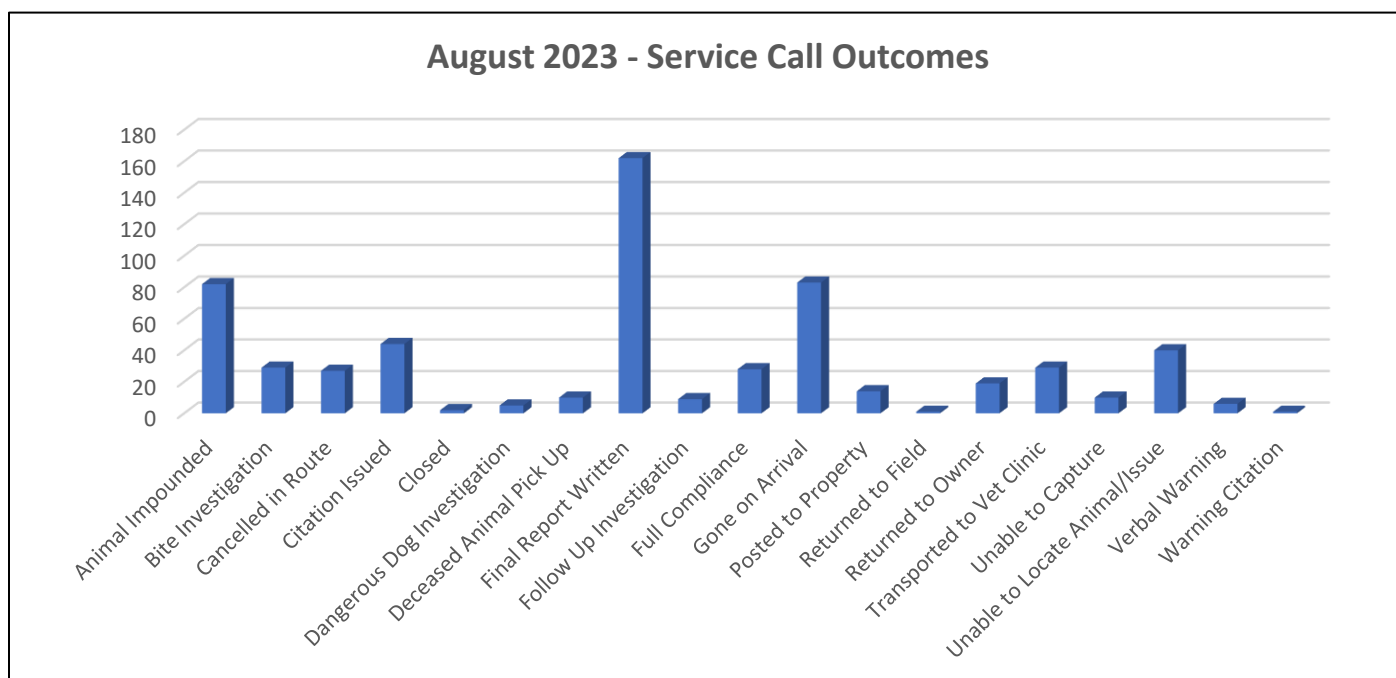
Service Calls by Township	601
Adams	2
Clarksville	529
Cumberland Furnace	1
Cumberland City	1
Cunningham	4
Fort Campbell	37
Indian Mound	1
Palmyra	3
Southside	1
Woodlawn	22
Other	0



# August 2023 Shelter Report

## Activity Call Outcomes

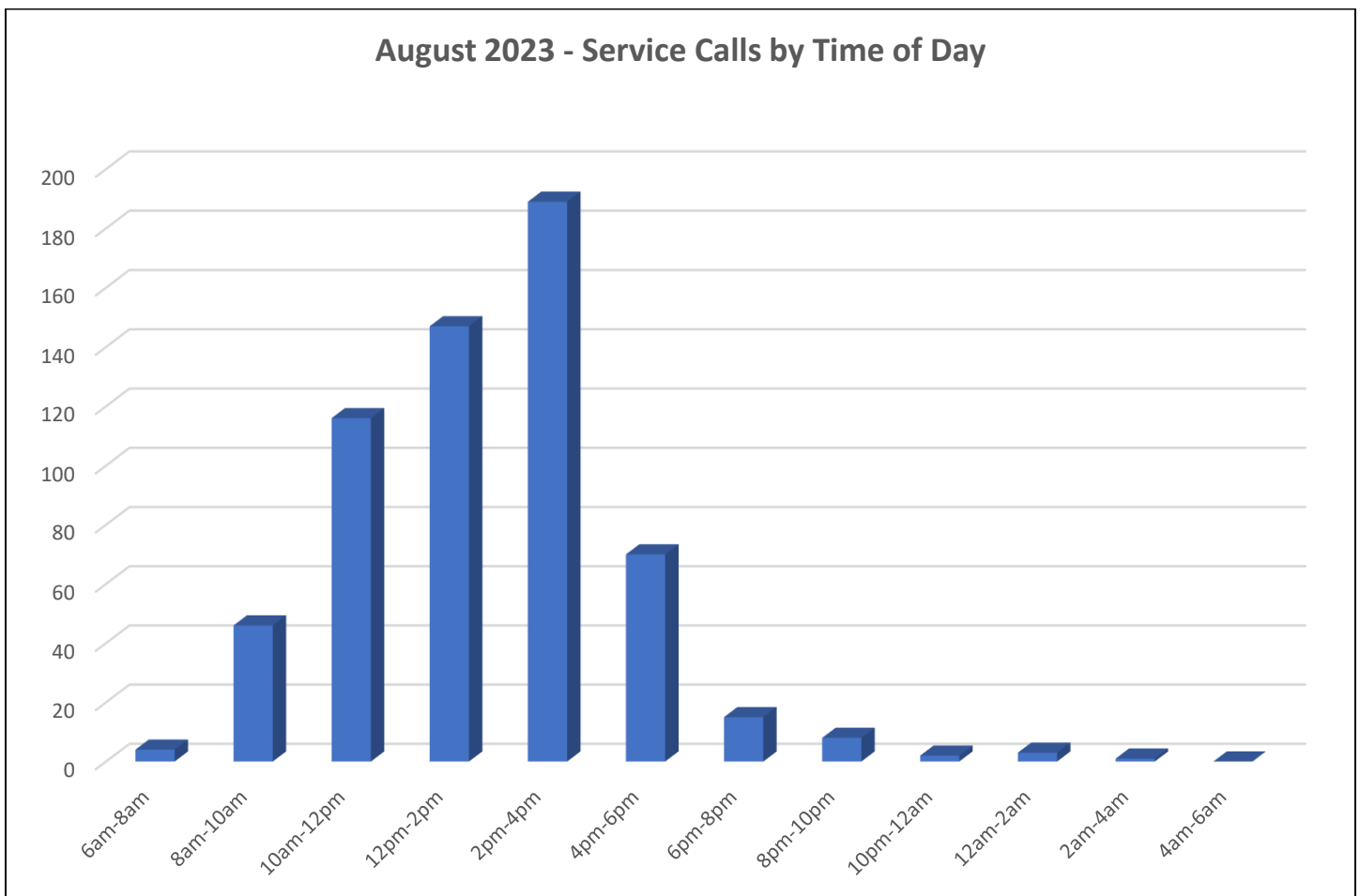
Service Calls Outcomes	601
Animal Impounded	82
Animal Relocated	0
Bite Investigation	29
Cancelled in Route	27
Citation issued	44
Cruelty Investigation	0
Dangerous Dog Investigation	5
Deceased Animal Pick Up	10
Final Report Written	162
Follow Up Investigation	9
Full Compliance	28
Gone on Arrival	83
Pick up Trap	0
Posted to Property	14
Returned to Owner	19
Returned to Field	1
Transported to Vet Clinic	29
Unable to Capture	10
Unable to Locate Animal/Issue	40
Verbal Warning	6
Warning Citation	1
Written Warning Notice	0



# August 2023 Shelter Report

## Activity by Time of Day

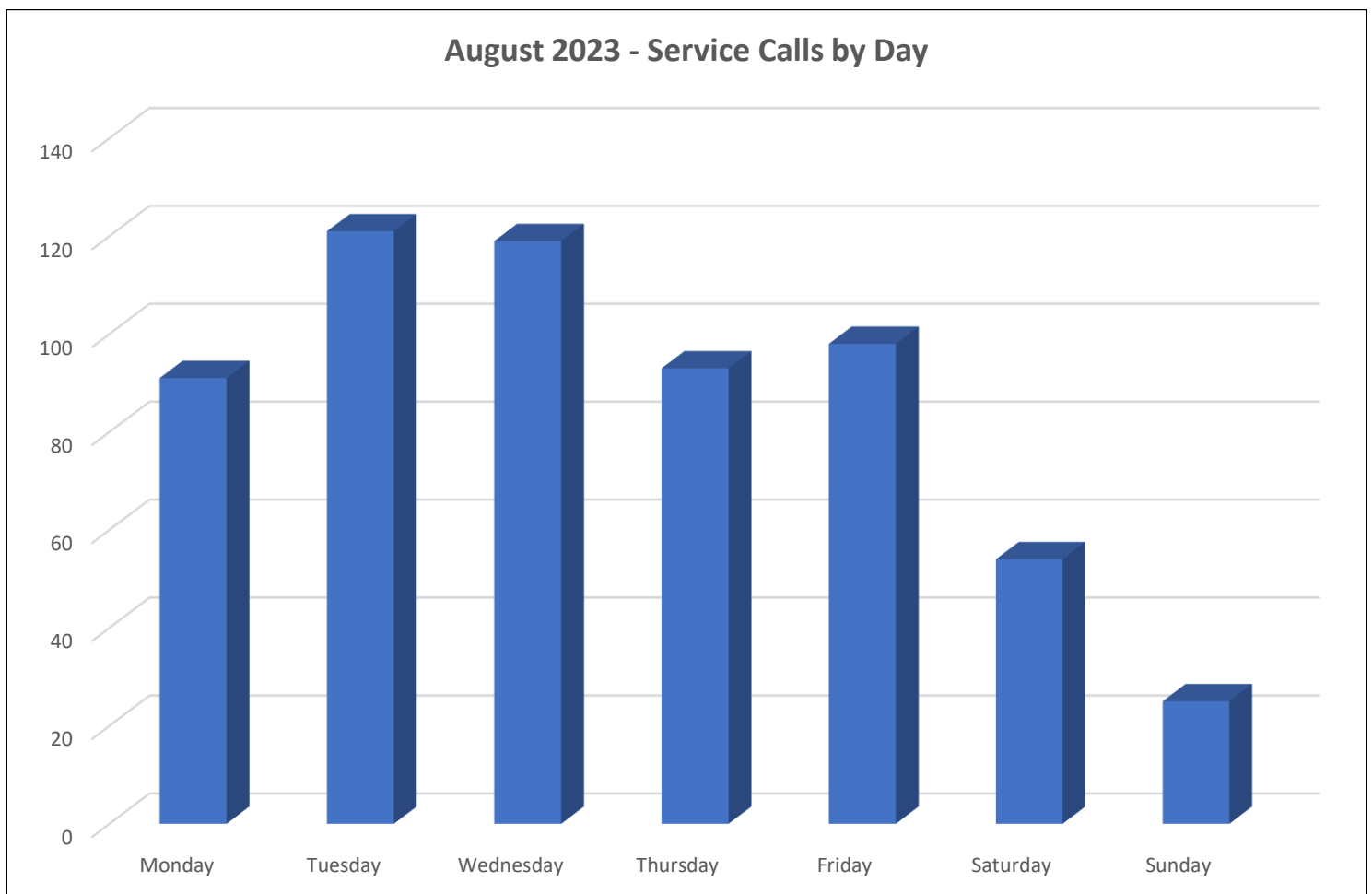
Service Calls by Time of Day	555
6am to 8am	6
8am to 10am	35
10am to 12pm	108
12pm to 2pm	140
2pm to 4pm	157
4pm to 6pm	66
6pm to 8pm	24
8pm to 10pm	14
10pm to 12am	2
12am to 2am	1
2am to 4am	2
4am to 6am	0



# August 2023 Shelter Report

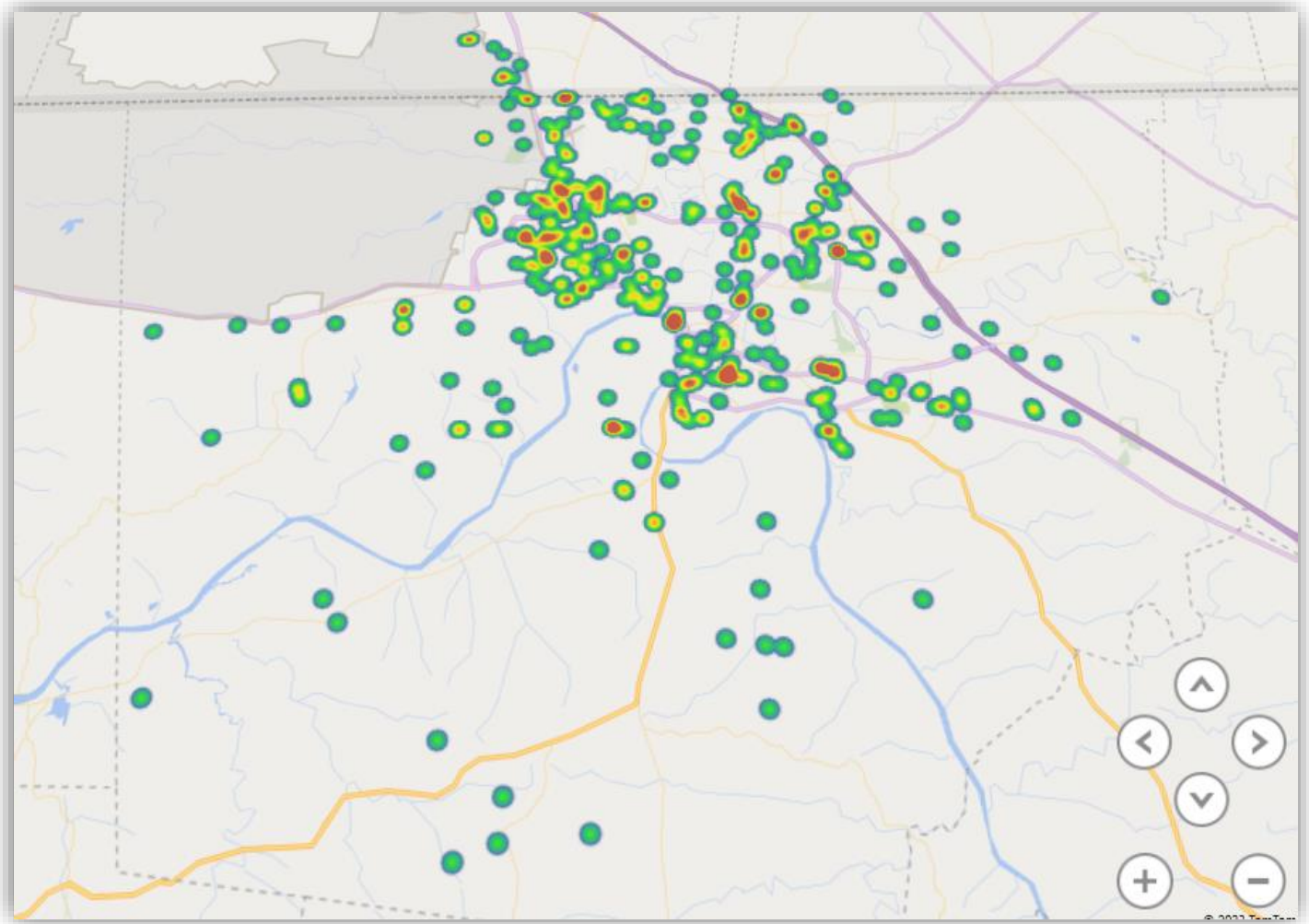
## Activity by Day of Week

Service Calls by Day	601
Monday	91
Tuesday	121
Wednesday	119
Thursday	93
Friday	98
Saturday	54
Sunday	25



# August 2023 Shelter Report

## Activity Heat Map



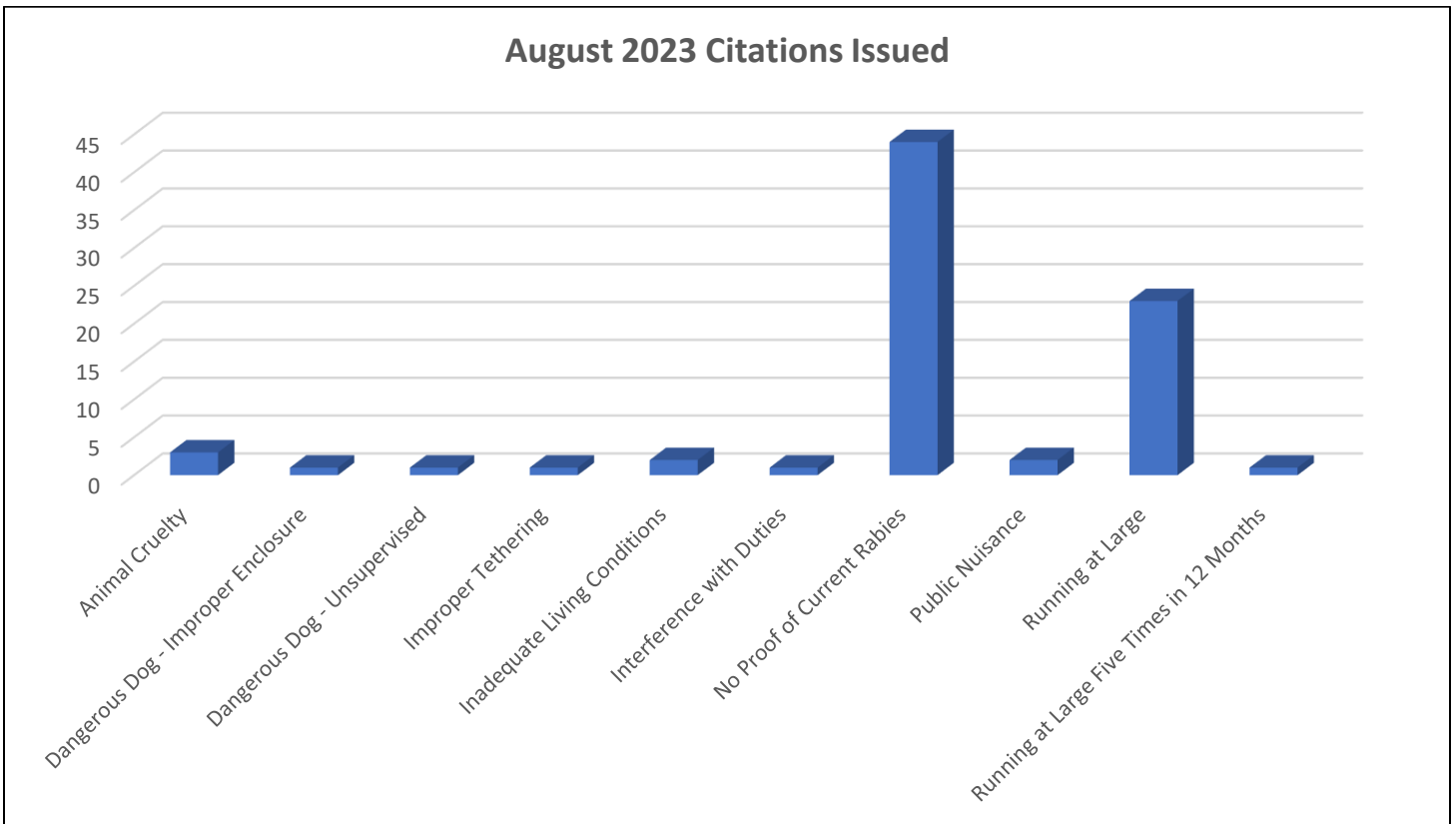


# August 2023 Shelter Report

## Citations Issued

Citations Issued		79
Animal Cruelty		3
Dangerous Dog – Improper Enclosure		1
Dangerous Dog – Unsupervised		1
Improper Tethering		1
Inadequate Living Conditions		2
Interference with Duties		1
No Proof of Current Rabies		44
Public Nuisance		2
Running at Large		23
Running at Large 5 Times in 12 Mos.		1

Citation Outcomes		79
Sent to General Sessions		43
Rectified Prior to Court		18
Pending		4
Warning Citation		14



## 2023 Totals

Activity	Jan.	Feb.	Mar.	Apr.	May	Jun.	Jul.	Aug.	Sep.	Oct.	Nov.	Dec.	Total	2022	% Change
<b>Owner Surrenders</b>	49	50	56	63	70	41	52	44					425		
<b>Intakes</b>	348	334	354	386	478	427	426	412					3,165		
<b>Stray Dog</b>	148	139	179	172	198	166	185	170					1,357		
<b>Stray Cat</b>	85	74	57	101	134	141	114	131					1,137		
<b>Calls for Service</b>	641	609	745	703	742	667	555	601					5,263		
<b>Euthanasia dog</b>	42	34	47	46	48	66	60	53					396		
<b>Euthanasia Cat</b>	15	15	21	17	16	34	61	52					231		
<b>Microchips Issued</b>	109	123	123	124	160	131	140	110					1,020		
<b>Adoptions</b>	122	130	121	106	147	131	144	113					1,014		
<b>Rescue/Transfer</b>	68	44	54	70	39	52	23	38					388		
<b>Incoming Phone Calls</b>	2,347	1,913	2,345	2,225	2,540	2,246	2,266	2,454					18,336		

Live Release Rate%	Jan.	Feb.	Mar.	Apr.	May	Jun.	Jul.	Aug.	Sep.	Oct.	Nov.	Dec.	Total	2022	% Change
<b>Dogs</b>	89%	83%	81%	80%	82%	71%	75%	74%					80%		
<b>Cats</b>	91%	84%	78%	83%	85%	72%	57%	54%					76%		
<b>Total Live Release</b>	90%	83%	80%	81%	82%	71%	68%	67%					78%		

## 2022 Totals

Activity	Jan.	Feb.	Mar.	Apr.	May	Jun.	Jul.	Aug.	Sep.	Oct.	Nov.	Dec.	Total	2021	% Change
<b>Owner Surrenders</b>	31	110	75	41	31	56	36	47	54	48	49	52	661	633	4%
<b>Intakes</b>	234	320	329	313	384	396	313	508	456	434	369	382	4,438	3,761	15%
<b>Stray Dog</b>	114	109	150	108	119	129	158	202	171	153	166	192	1,792	1,435	20%
<b>Stray Cat</b>	67	47	80	129	195	175	91	177	164	146	78	62	1,411	1,065	25%
<b>Calls for Service</b>	397	409	614	615	592	628	637	649	630	642	636	681	7,130	5,328	25%
<b>Euthanasia dog</b>	19	32	27	21	24	35	36	64	55	27	50	64	419	232	45%
<b>Euthanasia Cat</b>	11	27	30	18	29	84	42	52	73	66	46	18	383	350	8%
<b>Microchips Issued</b>	128	99	150	123	140	144	193	172	128	170	135		1,438	1,636	-12%
<b>Adoptions</b>	137	99	142	122	110	142	184	187	141	186	122	177	1,607	1,523	5%
<b>Rescue/Transfer</b>	60	68	75	131	77	68	35	85	83	63	46	67	790	972	-18%
<b>Incoming Phone Calls</b>	**	**	**	**	**	**	**	**	**	2,400	2,192	2,155	6,747	---	---

Live Release Rate%	Jan.	Feb.	Mar.	Apr.	May	Jun.	Jul.	Aug.	Sep.	Oct.	Nov.	Dec.	Total	2021	% Change
<b>Dogs</b>	89.4%	83%	87%	91%	88%	85%	86%	76%	76%	89%	76%	77%	84%	86%	-2%
<b>Cats</b>	90%	73%	75%	88%	78%	54%	71%	71%	56%	65%	60%	87%	72%	72%	0%
<b>Total Live Release</b>	89.4%	80%	83%	90%	84%	72%	80%	74%	67%	78%	71%	81%	80%	85%	-5%

