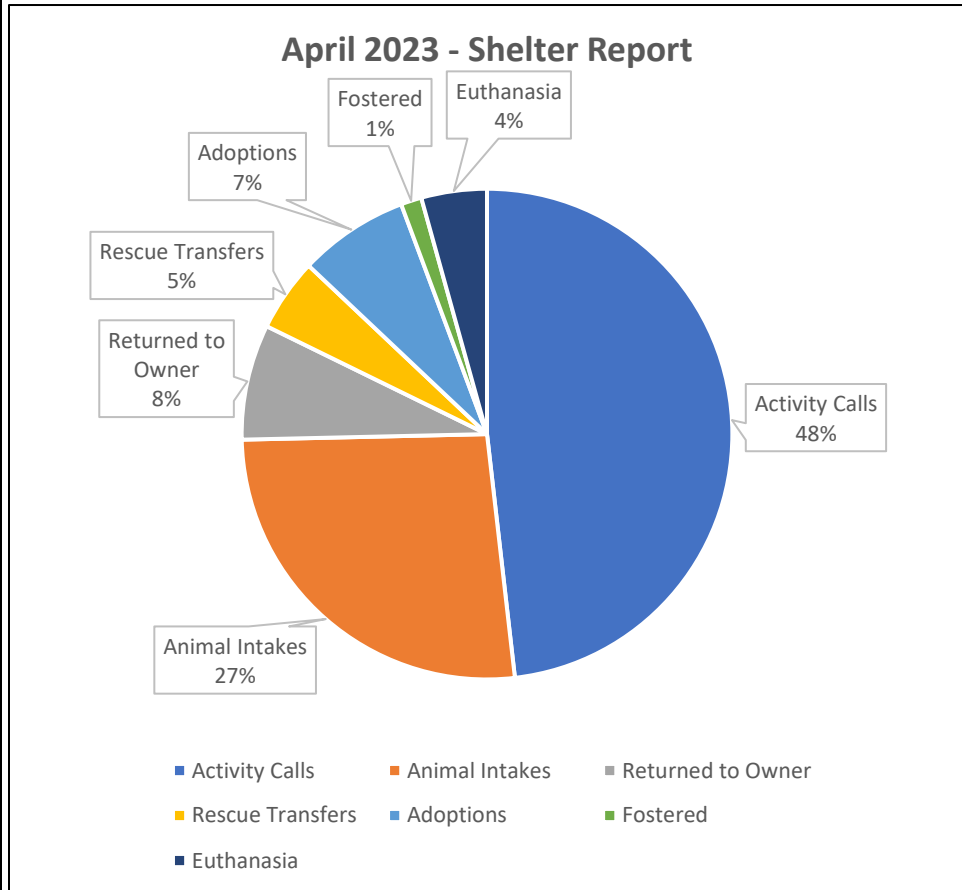




April 2023 Shelter Report

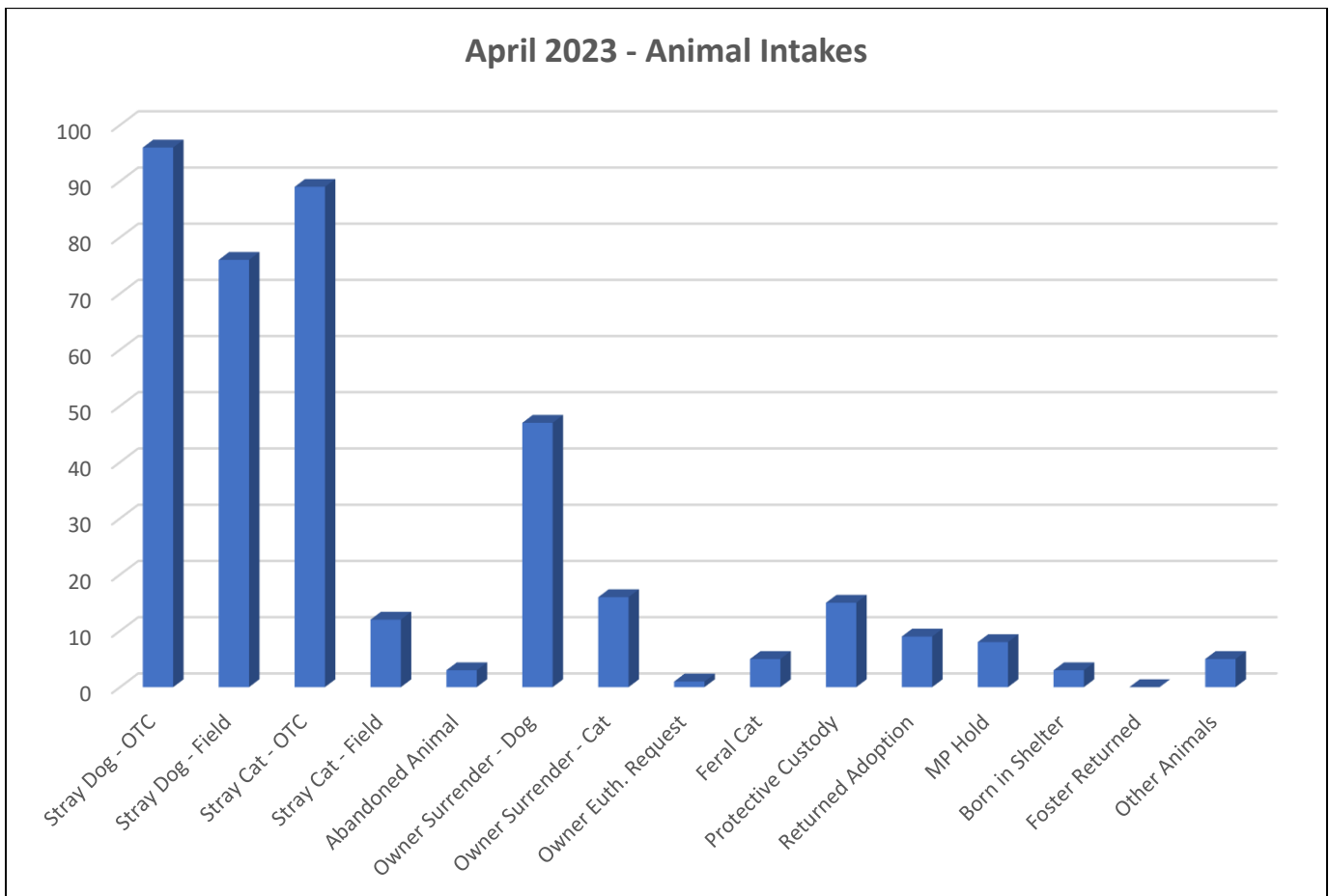
April 2023	
Activity Calls	703
Animal Intakes	386
Dogs	255
Cats	126
Other	4
Incoming Per Day	16
Returned to Owner	111
Dogs – In Field	21
Cats – In Field	0
Dogs – From Shelter	84
Cats – From Shelter	6
Rescue Transfers	70
Dogs Transferred	38
Cats Transferred	32
Animals Adopted	106
Dogs Adopted	70
Cats Adopted	35
Other Animals	1
Fostered	20
Dogs Fostered	12
Cats Fostered	8
Euthanasia	63
Dogs Euthanized	46
Cats Euthanized	17
TNR/Returned to Field	2
Visitors to Shelter	1,209
Avg. Visitors per Day	50
Incoming Phone Calls	2,225
Avg. Calls per Day	93



April 2023 Shelter Report

Animal Intake Reasons

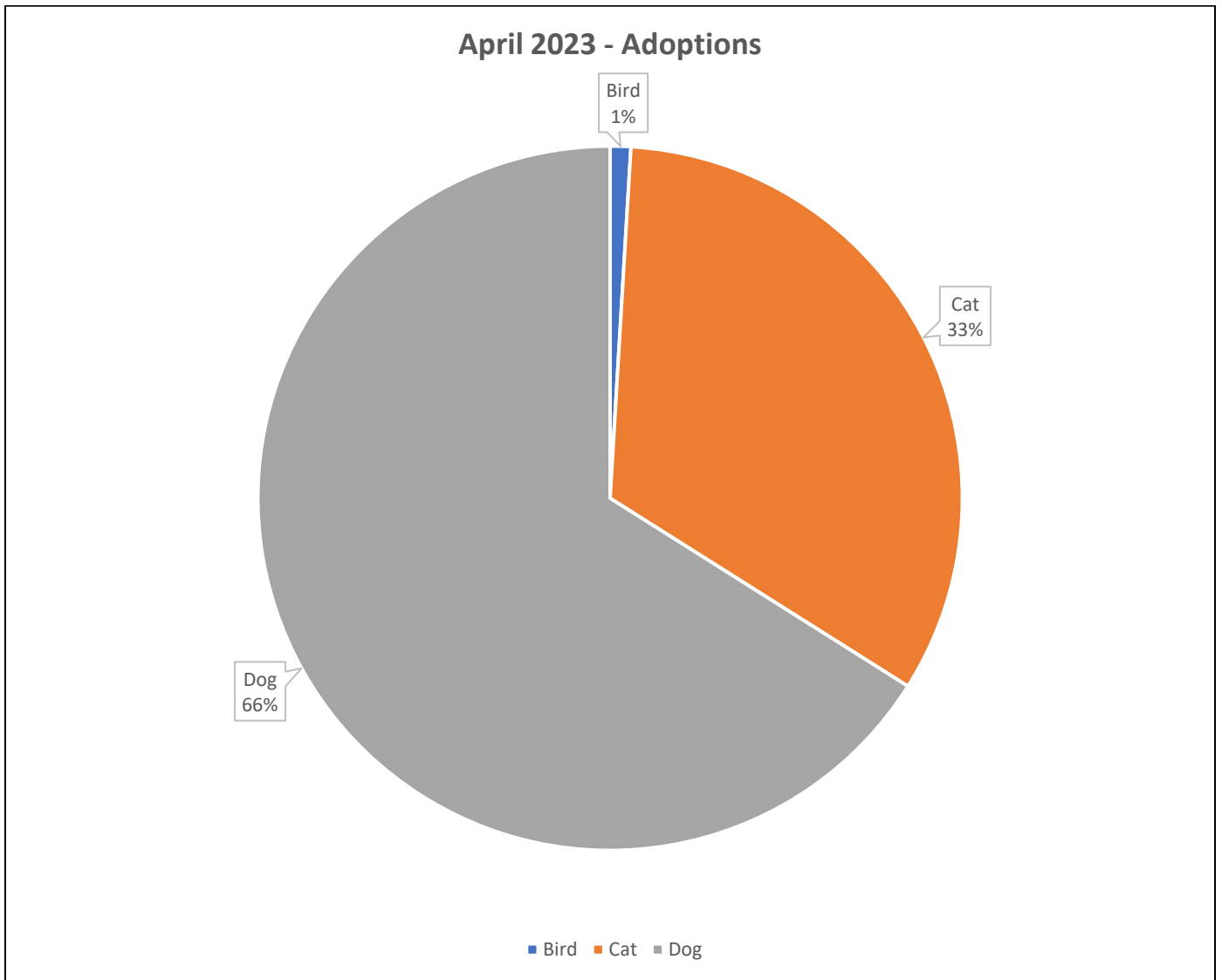
Intake Reasons	385
Stray Dog – OTC	96
Stray Dog – Field	76
Stray Cat – OTC	89
Stray Cat – Field	12
Abandoned Animal	3
Owner Surrender – Dog	47
Owner Surrender - Cat	16
Owner Euth. Request	1
Feral Cat	5
Protective Custody	15
Returned Adoption	9
MP Hold – Ft. Campbell	8
Born in Shelter	3
Foster Returned	0
Other Animals	5



April 2023 Shelter Report

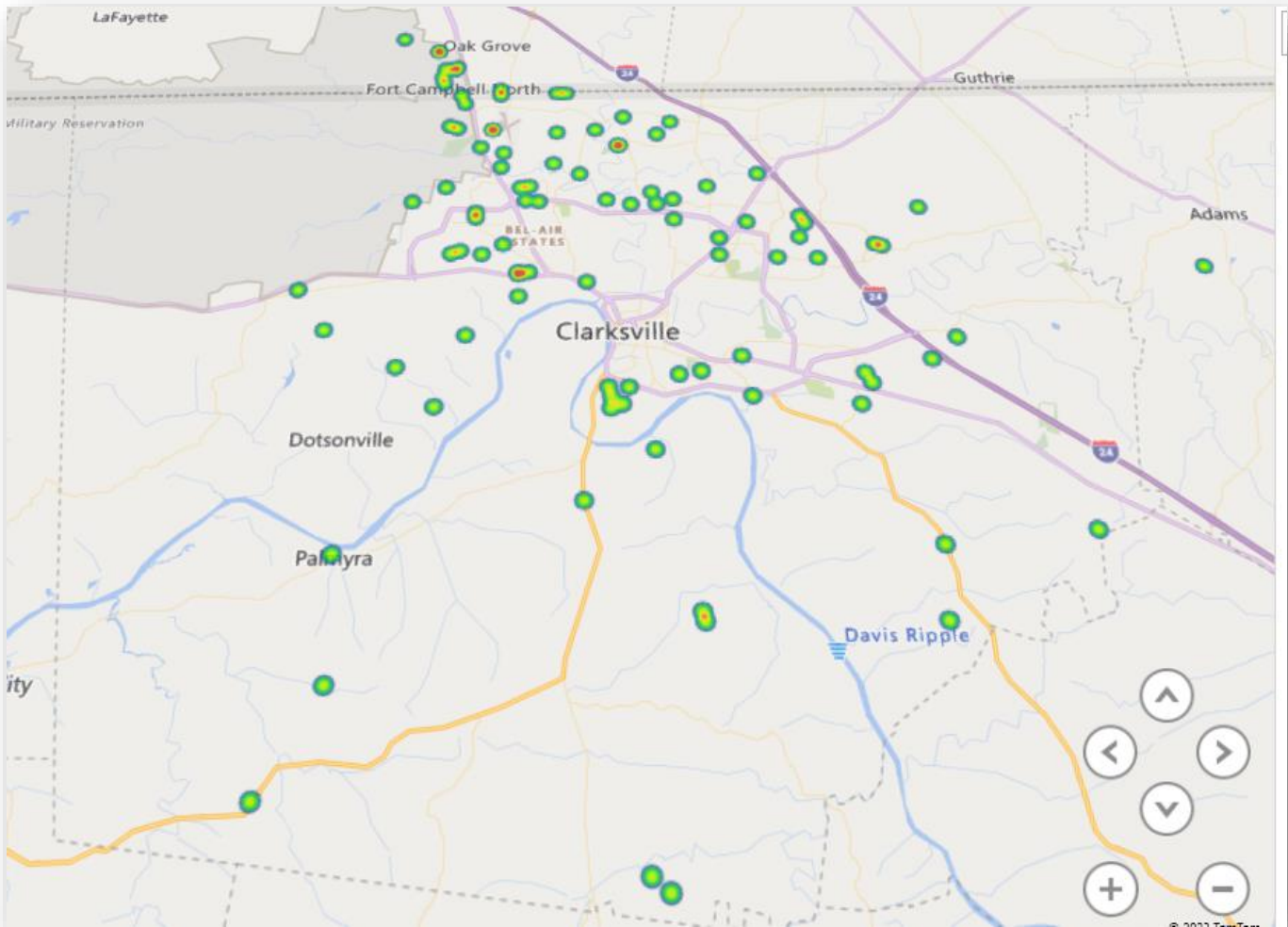
Animal Adoptions

Adoptions	106
Dogs/Puppies	70
Cats/Kittens	35
Other Animals	1



April 2023 Shelter Report

Adoptions Heat Map

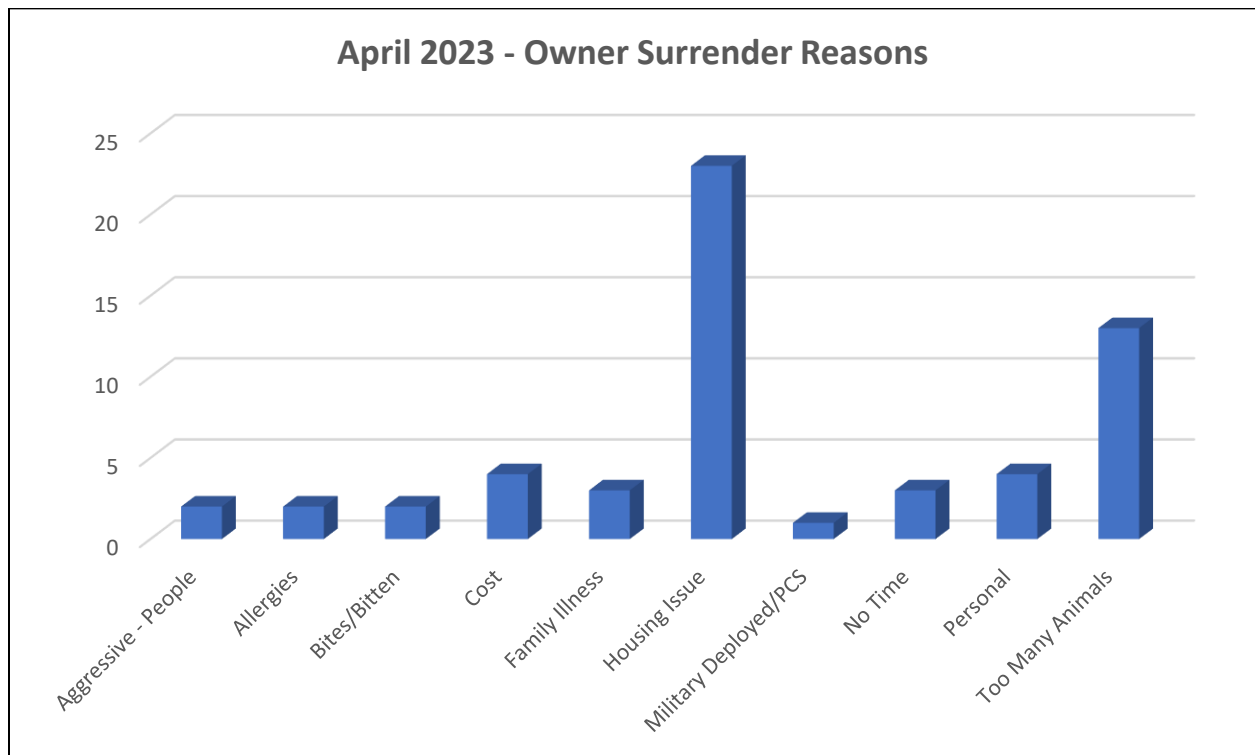


April 2023 Shelter Report

Owner Surrenders

Owner Surrenders	57
Dogs/Puppies	43
Cats/Kittens	14
Other Animals	0

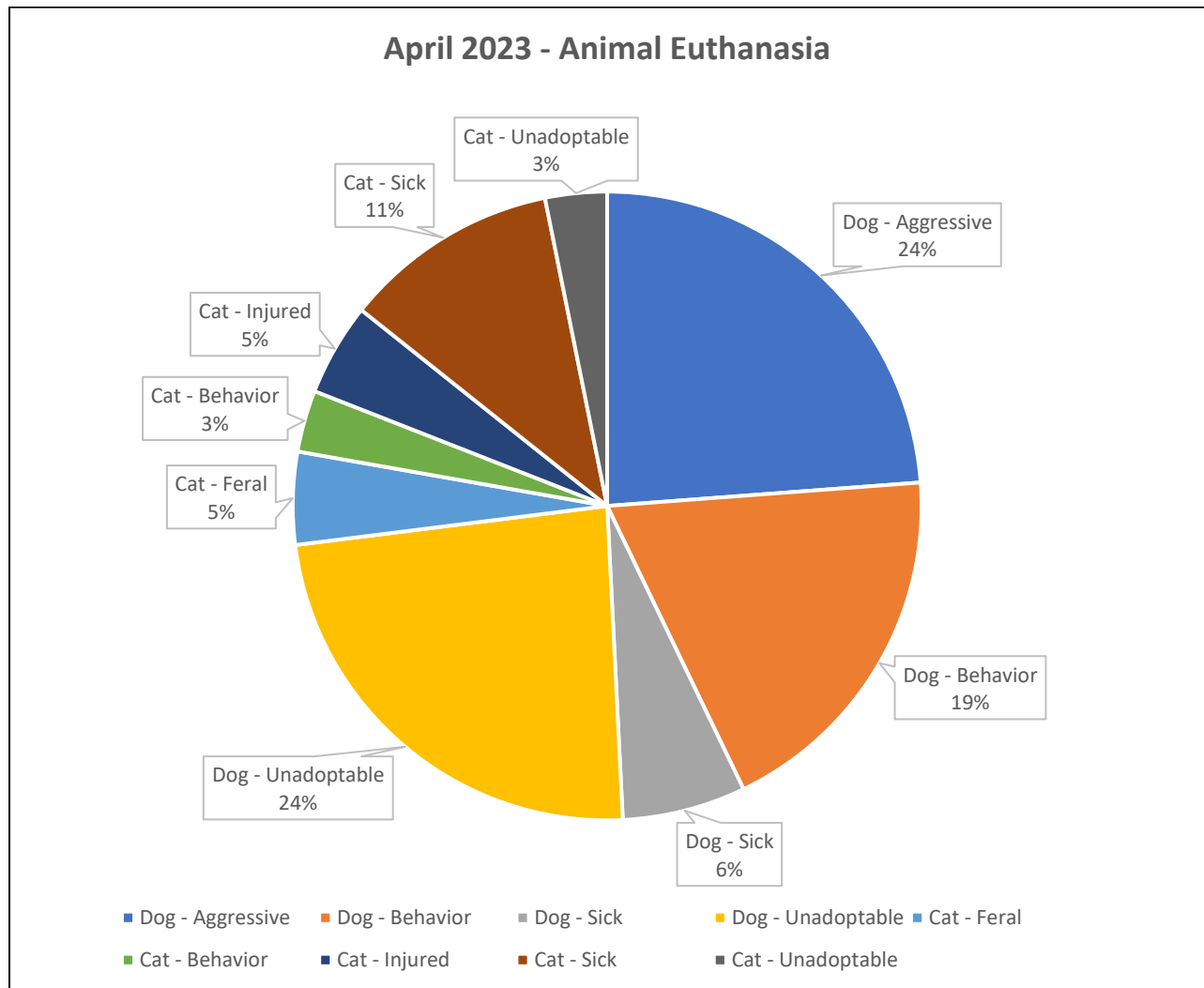
Owner Surrender Reason	57
Aggressive – People	2
Aggressive – Animals	0
Allergies	2
Behavior – Negative	0
Bites/Bitten	2
Cost	4
Family Illness	3
Housing Issue	23
Landlord	0
Military/Deployed	1
No Time	3
Personal	4
Too Many Animals	13



April 2023 Shelter Report

Euthanasia

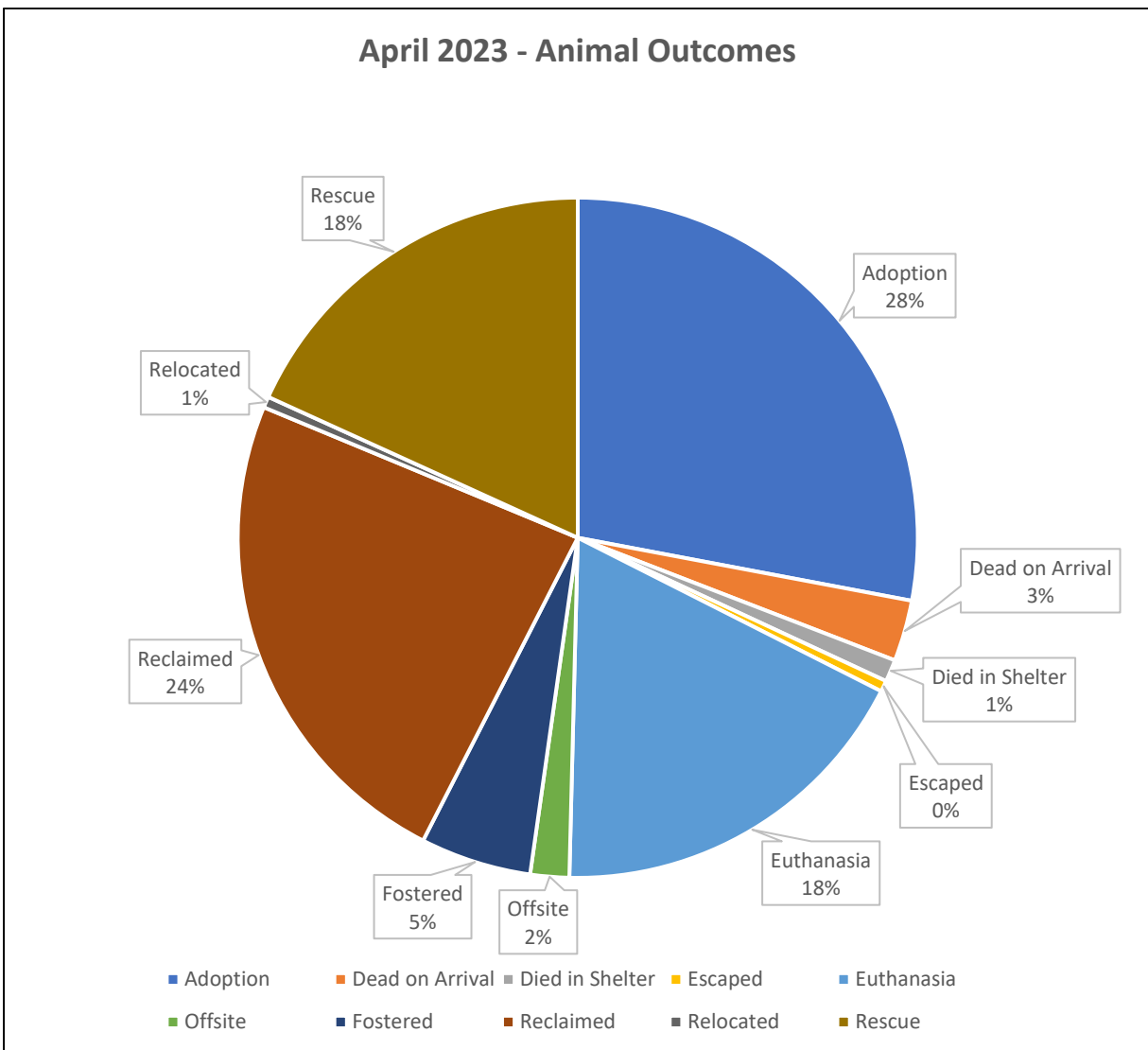
Animal Euthanasia	63
Dogs/Puppies	46
Aggressive	15
Behavior	12
Sick/Injured	4
Unadoptable	15
Cats/Kittens	17
Feral	3
Injured	3
Aggressive	0
Sick	7
Unadoptable	2



April 2023 Shelter Report

Outcomes

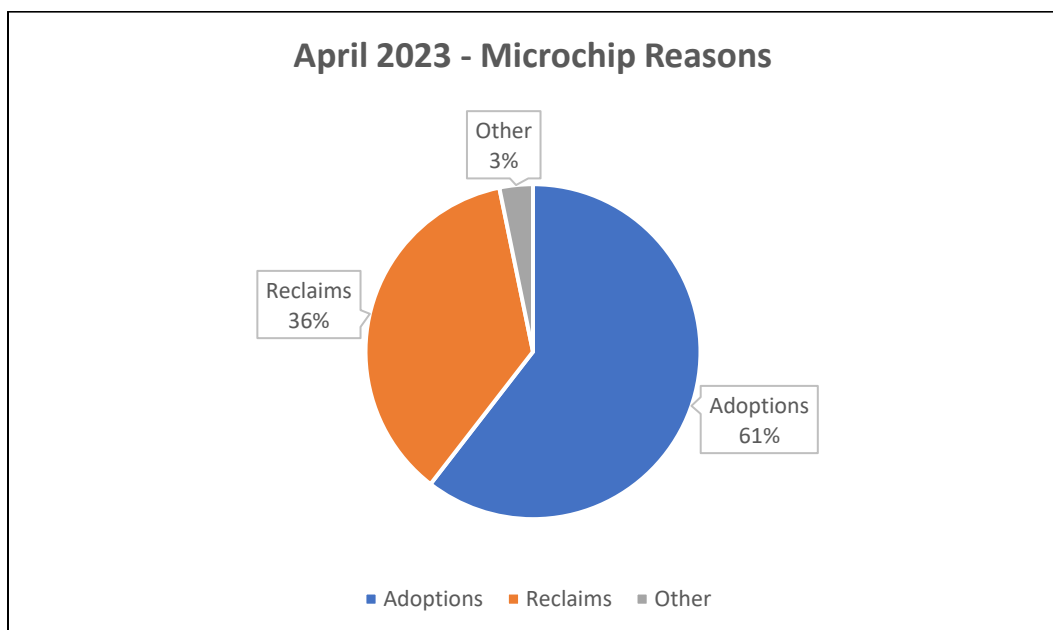
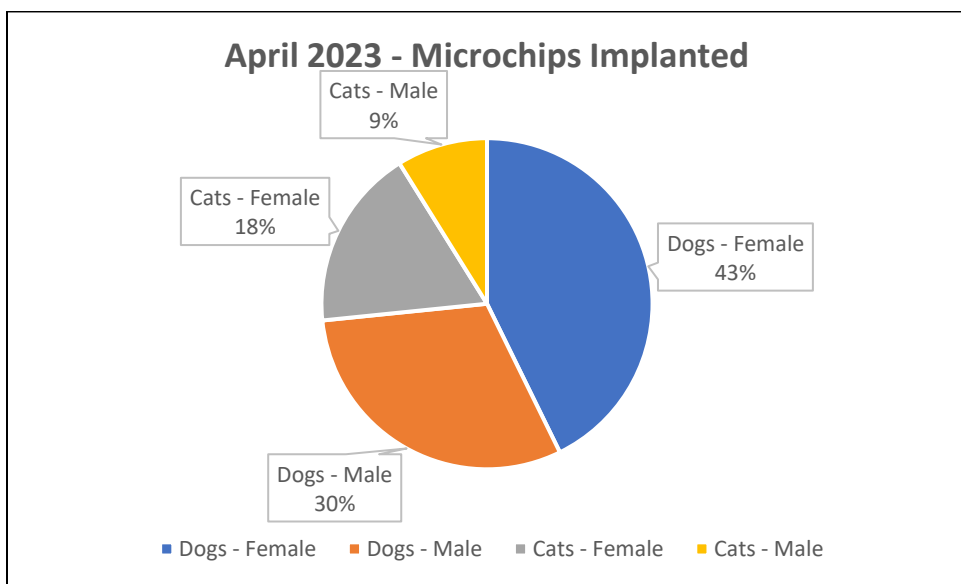
Animal Outcomes	378
Adoptions	106
Dead on Arrival	11
Died in Shelter	4
Escaped	2
Euthanasia	68
Offsite	7
Fostered	20
Reclaimed	90
Relocated	2
Rescue	69



April 2023 Shelter Report

Microchips Issued

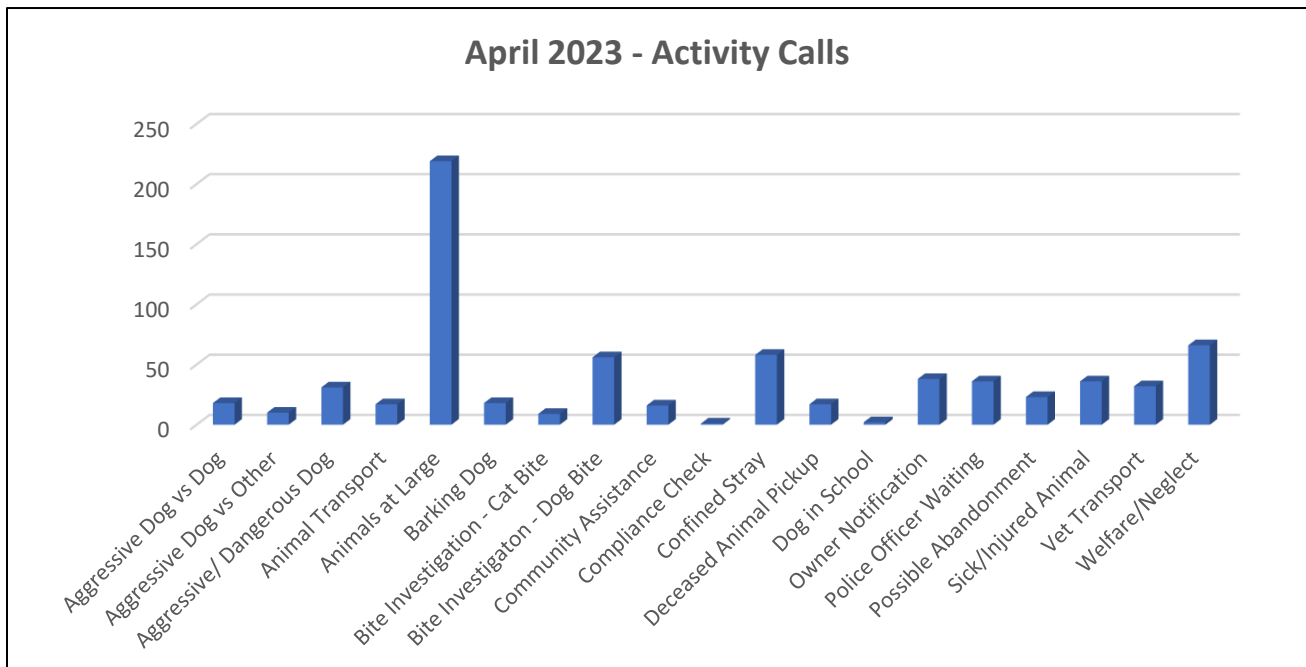
Microchips Implanted	124
Dogs – Female	53
Dogs – Male	38
Cats – Female	22
Cats – Male	11
Adoptions	75
Reclaimed	45
Other	4



April 2023 Shelter Report

Activity Calls

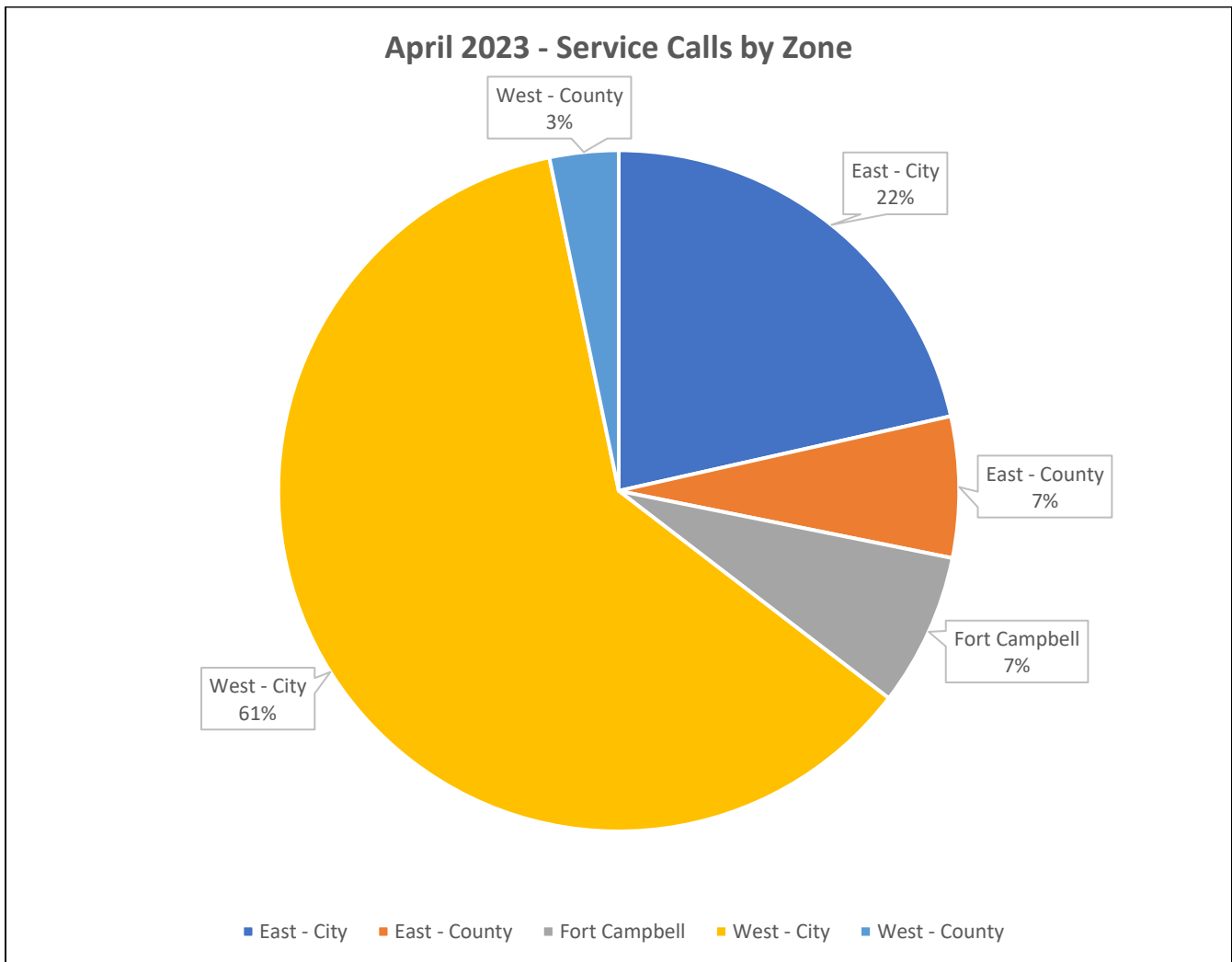
Service Calls	703
Aggressive Dog Vs Dog	18
Aggressive Dog Vs. Other	10
Aggressive/Dangerous Dog	31
Animal Transport	17
Animal Left in Vehicle	0
Animals at Large	219
Barking Dog	18
Bites involving Cats	9
Bites involving Dogs	56
Community Assistance	16
Compliance Check	1
Confined Stray	58
Deceased Animal Pick Up	17
Dog in School	2
Jail Visit	0
Owner Notification	38
Police Assist	36
Possible Abandonment	23
Possibly Rabid Animal	0
Sick or Injured Animal	36
Vet Transport	32
Welfare or Neglect Complaint	66



April 2023 Shelter Report

Activity Calls by Zones

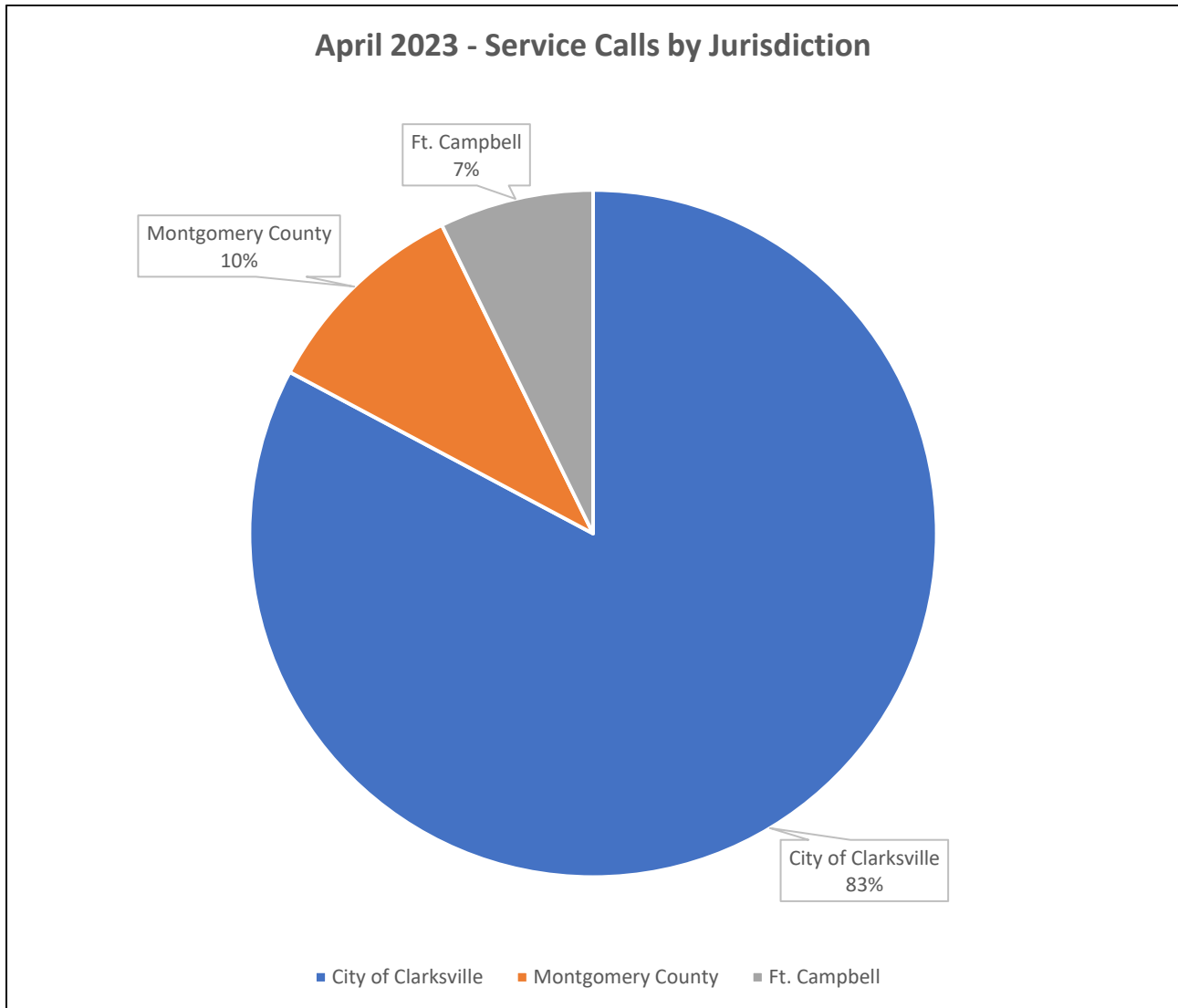
Service Calls by Zone	703
East City	151
East County	47
West City	431
West County	23
Ft. Campbell	51
Other	0



April 2023 Shelter Report

Activity Calls by Jurisdiction

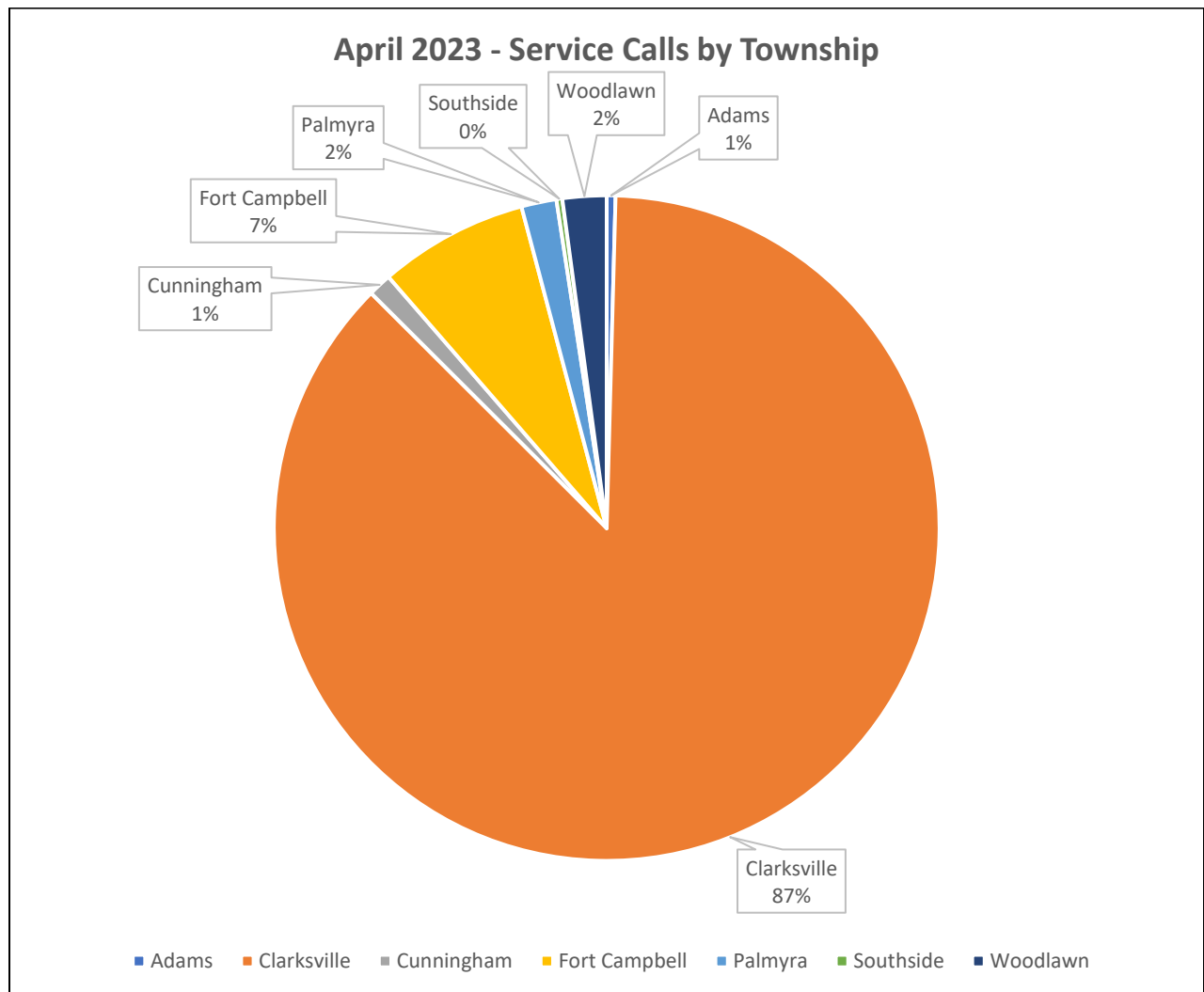
Service Calls by Jurisdiction	703
City of Clarksville	582
Montgomery County	70
Ft. Campbell	51
Out of County	0



April 2023 Shelter Report

Activity Calls by Townships

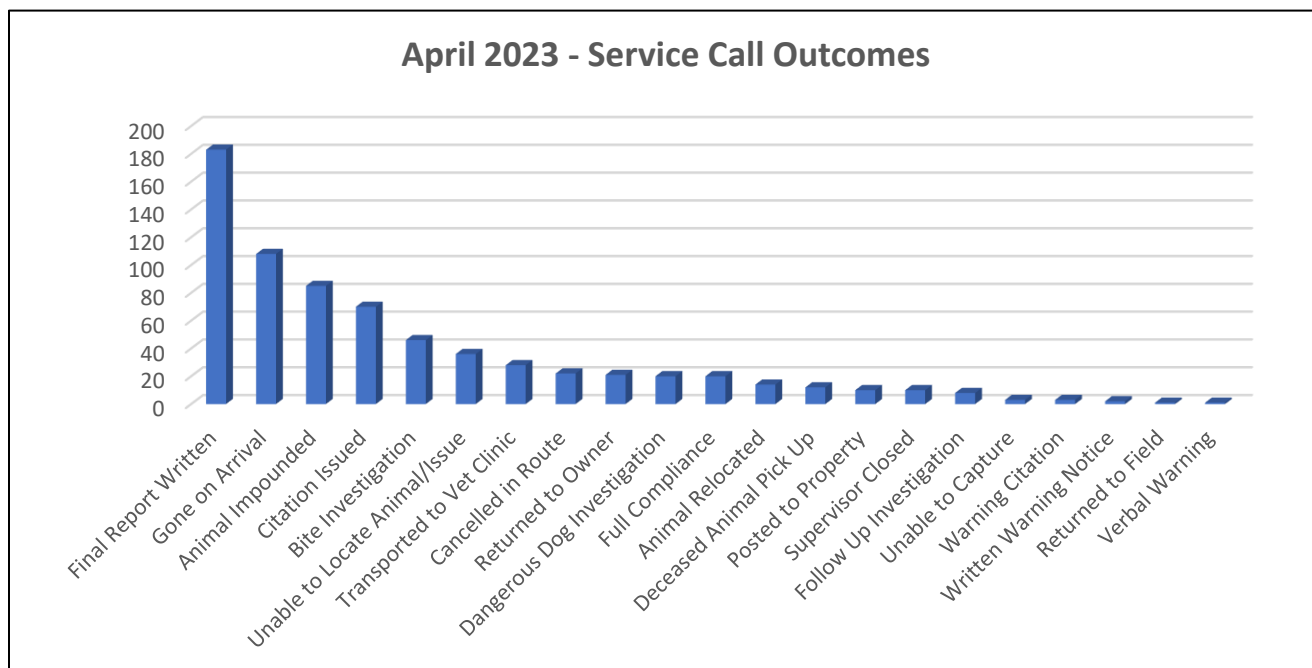
Service Calls by Township	745
Adams	11
Clarksville	650
Cumberland Furnace	2
Cunningham	11
Fort Campbell	48
Indian Mound	1
Palmyra	8
Southside	1
Woodlawn	19
Other	3



April 2023 Shelter Report

Activity Call Outcomes

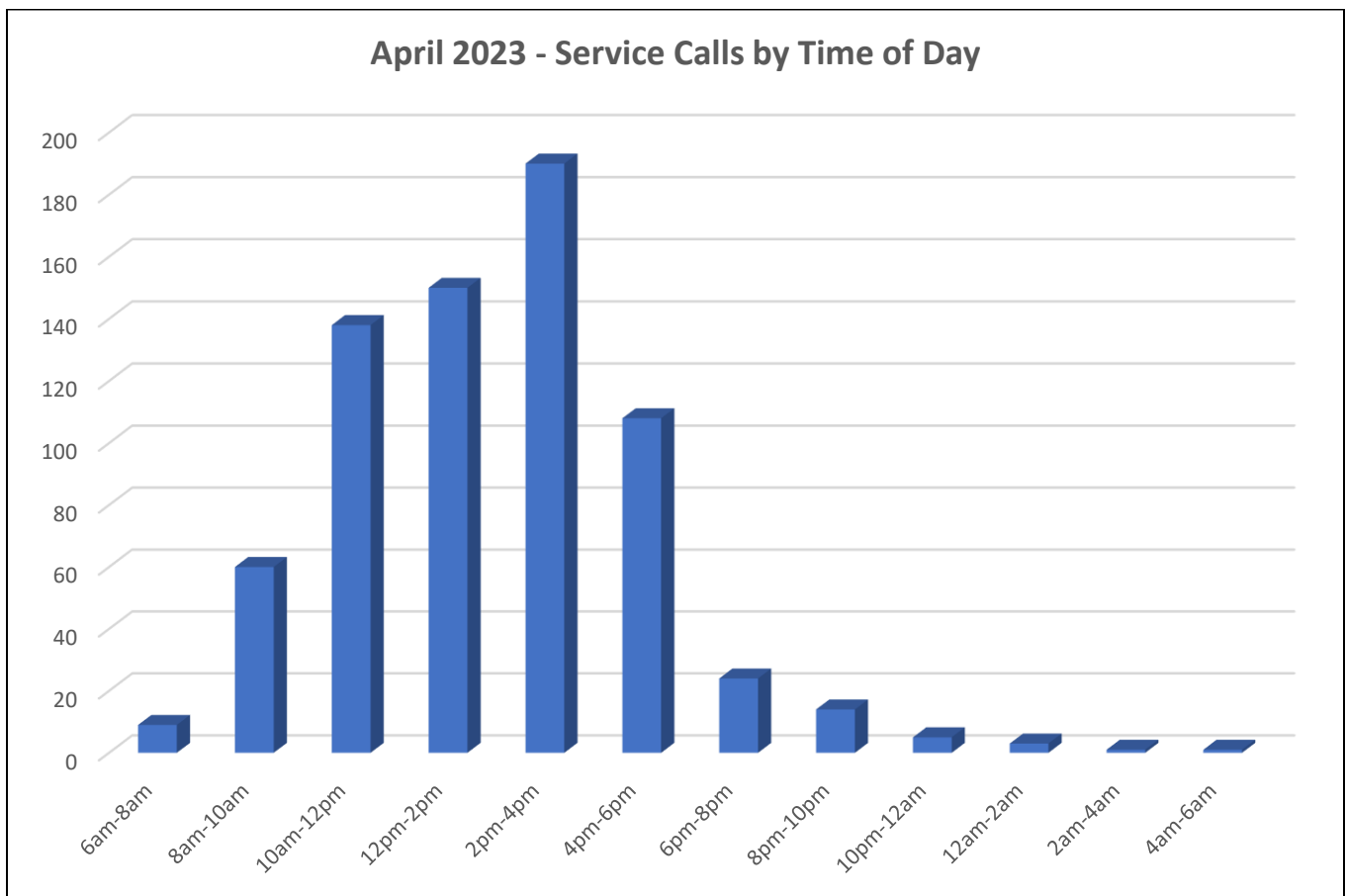
Service Calls Outcomes	703
Animal Impounded	85
Animal Relocated	14
Bite Investigation	46
Cancelled in Route	22
Citation issued	70
Cruelty Investigation	0
Dangerous Dog Investigation	20
Deceased Animal Pick Up	12
Final Report Written	183
Follow Up Investigation	8
Full Compliance	20
Gone on Arrival	108
Pick up Trap	0
Posted to Property	10
Returned to Owner	21
Returned to Field	1
Transported to Vet Clinic	28
Unable to Capture	3
Unable to Locate Animal/Issue	36
Verbal Warning	1
Warning Citation	3
Written Warning Notice	2



April 2023 Shelter Report

Activity by Time of Day

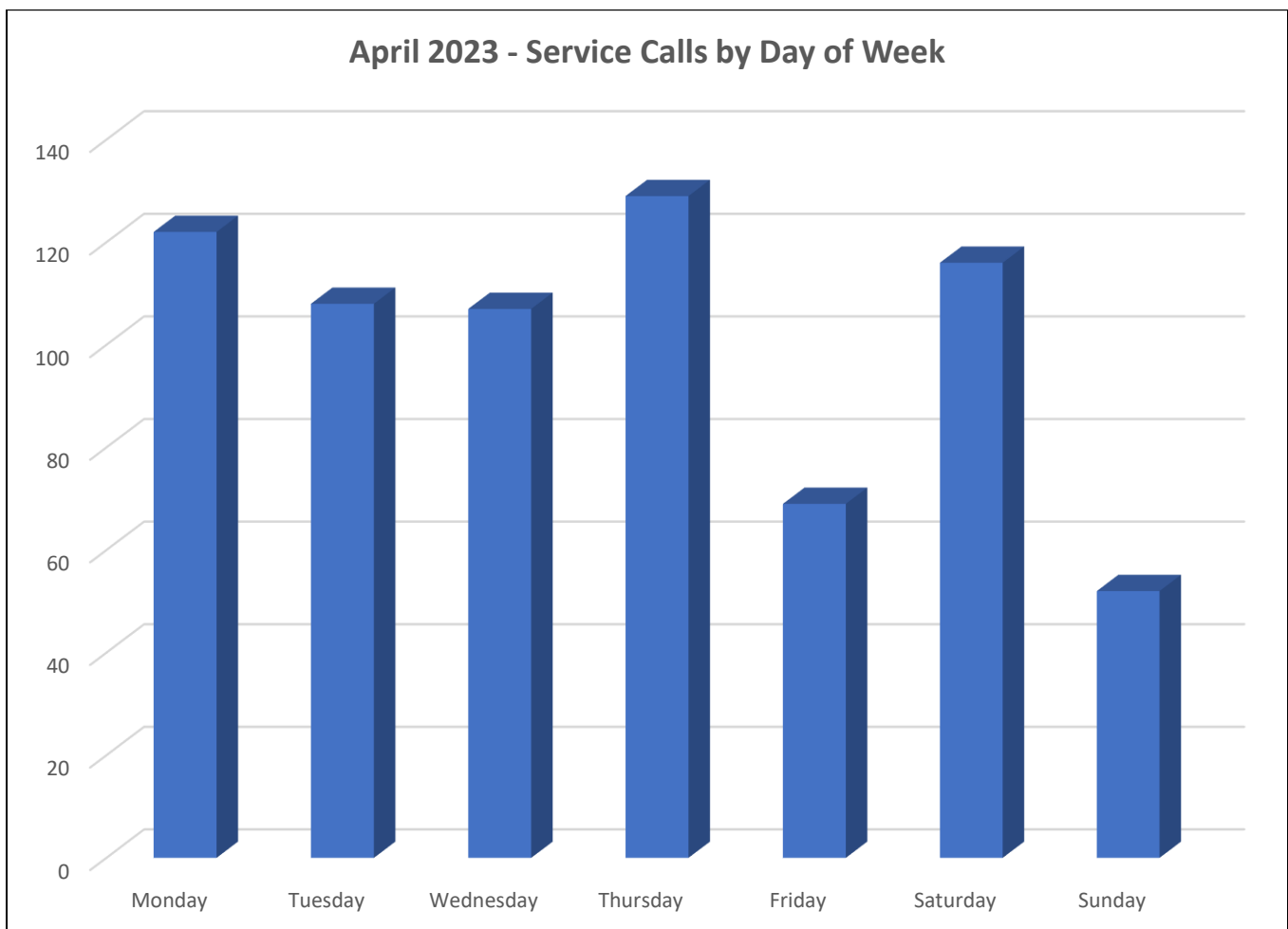
Service Calls by Time of Day	703
6am to 8am	9
8am to 10am	60
10am to 12pm	138
12pm to 2pm	150
2pm to 4pm	190
4pm to 6pm	108
6pm to 8pm	24
8pm to 10pm	14
10pm to 12am	5
12am to 2am	3
2am to 4am	1
4am to 6am	1



April 2023 Shelter Report

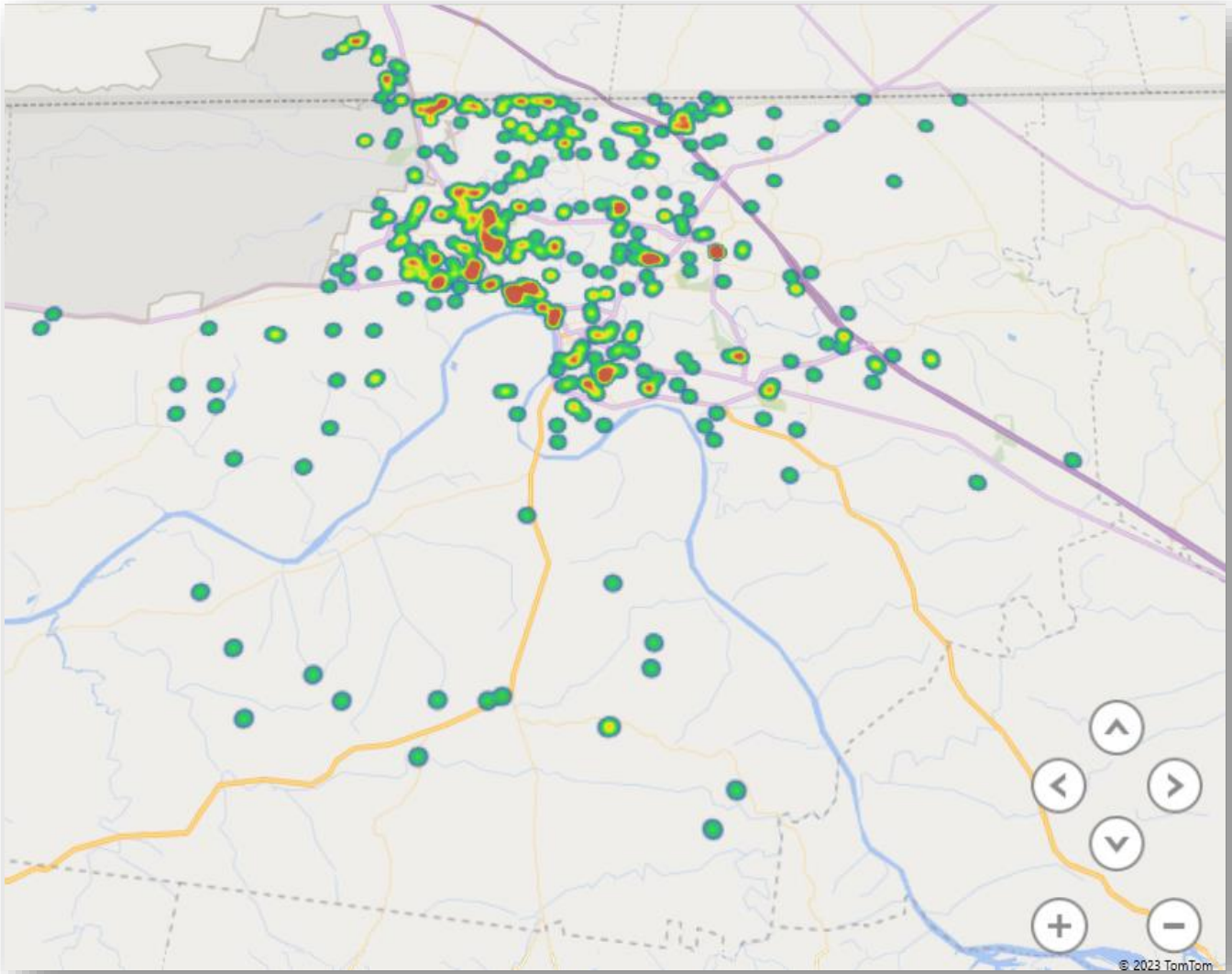
Activity by Day of Week

Service Calls by Day	703
Monday	122
Tuesday	108
Wednesday	107
Thursday	129
Friday	69
Saturday	116
Sunday	52



April 2023 Shelter Report

Activity Heat Map

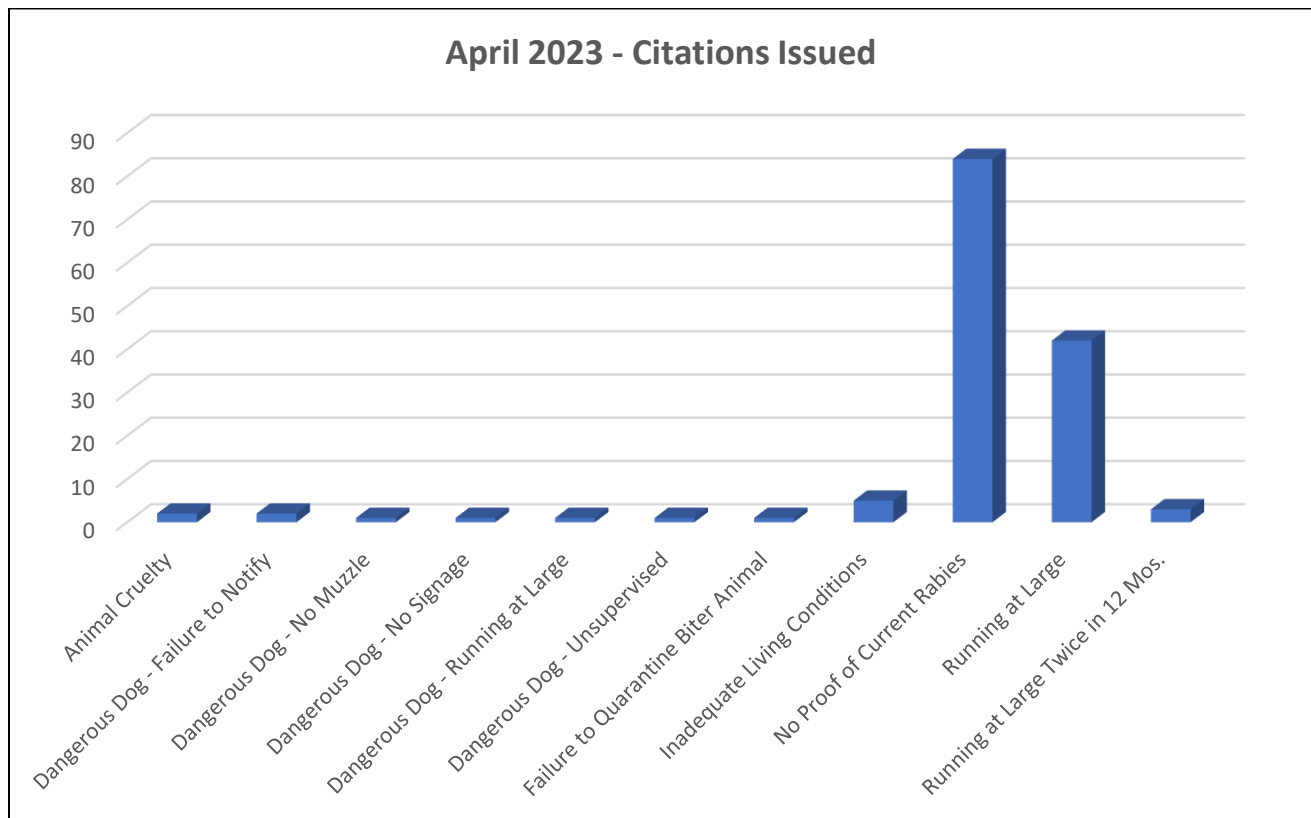


April 2023 Shelter Report

Citations Issued

Citations Issued		143
Animal Cruelty		2
Dangerous Dog – Failure to Notify		2
Dangerous Dog – No Muzzle		1
Dangerous Dog – No Signage		2
Dangerous Dog – Running at Large		1
Dangerous Dog – Unsupervised		1
Failure to Quarantine Biter Animal		1
Inadequate Living Conditions		5
No Proof of Current Rabies		84
Running at Large		42
Running at Large Twice in 12 Mos.		3

Citation Outcomes		143
Sent to General Sessions		50
Rectified Prior to Court		43
Pending		0
Warning Citation		21



2023 Totals

Activity	Jan.	Feb.	Mar.	Apr.	May	Jun.	Jul.	Aug.	Sep.	Oct.	Nov.	Dec.	Total	2022	% Change
Owner Surrenders	49	50	56	63									218		
Intakes	348	334	354	386									1,422		
Stray Dog	148	139	179	172									638		
Stray Cat	85	74	57	101									617		
Calls for Service	641	609	745	703									2,698		
Euthanasia dog	42	34	47	46									169		
Euthanasia Cat	15	15	21	17									68		
Microchips Issued	109	123	123	124									479		
Adoptions	122	130	121	106									479		
Rescue/Transfer	68	44	54	70									236		
Incoming Phone Calls	2,347	1,913	2,345	2,225									8,830		

Live Release Rate%	Jan.	Feb.	Mar.	Apr.	May	Jun.	Jul.	Aug.	Sep.	Oct.	Nov.	Dec.	Total	2022	% Change
Dogs	89%	83%	81%	80%									83.25%		
Cats	91%	84%	78%	83%									84%		
Total Live Release	90%	83%	80%	81%									83.5%		

2022 Totals

Activity	Jan.	Feb.	Mar.	Apr.	May	Jun.	Jul.	Aug.	Sep.	Oct.	Nov.	Dec.	Total	2021	% Change
Owner Surrenders	31	110	75	41	31	56	36	47	54	48	49	52	661	633	4%
Intakes	234	320	329	313	384	396	313	508	456	434	369	382	4,438	3,761	15%
Stray Dog	114	109	150	108	119	129	158	202	171	153	166	192	1,792	1,435	20%
Stray Cat	67	47	80	129	195	175	91	177	164	146	78	62	1,411	1,065	25%
Calls for Service	397	409	614	615	592	628	637	649	630	642	636	681	7,130	5,328	25%
Euthanasia dog	19	32	27	21	24	35	36	64	55	27	50	64	419	232	45%
Euthanasia Cat	11	27	30	18	29	84	42	52	73	66	46	18	383	350	8%
Microchips Issued	128	99	150	123	140	144	193	172	128	170	135		1,438	1,636	-12%
Adoptions	137	99	142	122	110	142	184	187	141	186	122	177	1,607	1,523	5%
Rescue/Transfer	60	68	75	131	77	68	35	85	83	63	46	67	790	972	-18%
Incoming Phone Calls	**	**	**	**	**	**	**	**	**	2,400	2,192	2,155	6,747	---	---

Live Release Rate%	Jan.	Feb.	Mar.	Apr.	May	Jun.	Jul.	Aug.	Sep.	Oct.	Nov.	Dec.	Total	2021	% Change
Dogs	89.4%	83%	87%	91%	88%	85%	86%	76%	76%	89%	76%	77%	84%	86%	-2%
Cats	90%	73%	75%	88%	78%	54%	71%	71%	56%	65%	60%	87%	72%	72%	0%
Total Live Release	89.4%	80%	83%	90%	84%	72%	80%	74%	67%	78%	71%	81%	80%	85%	-5%

