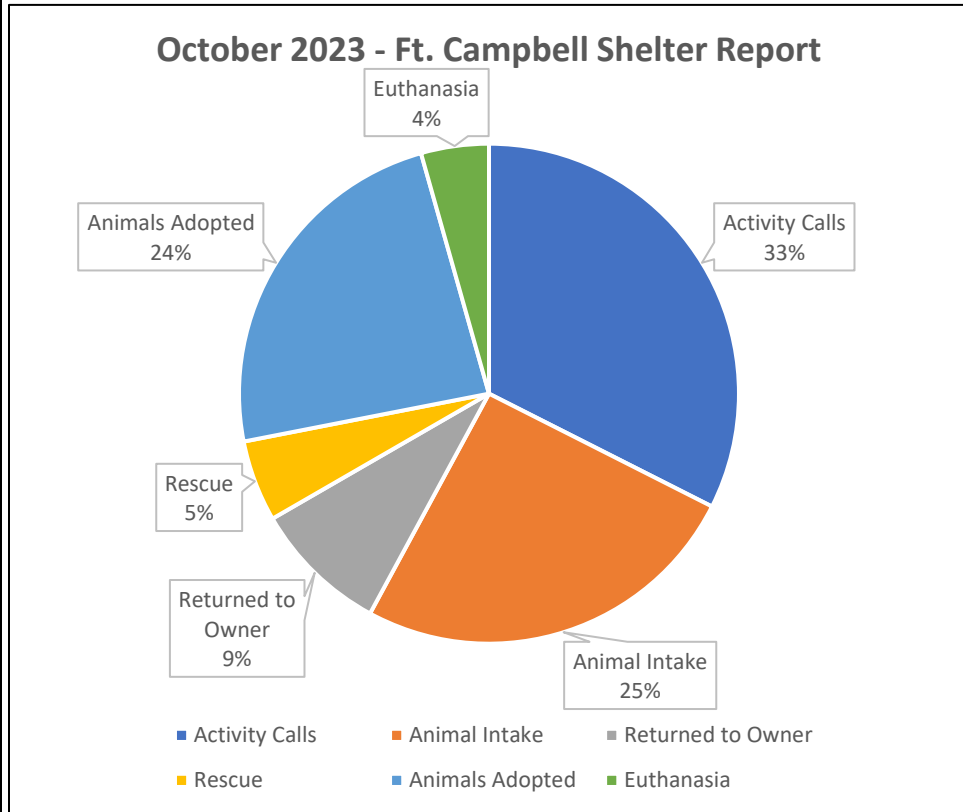




October 2023 Ft. Campbell Shelter Report

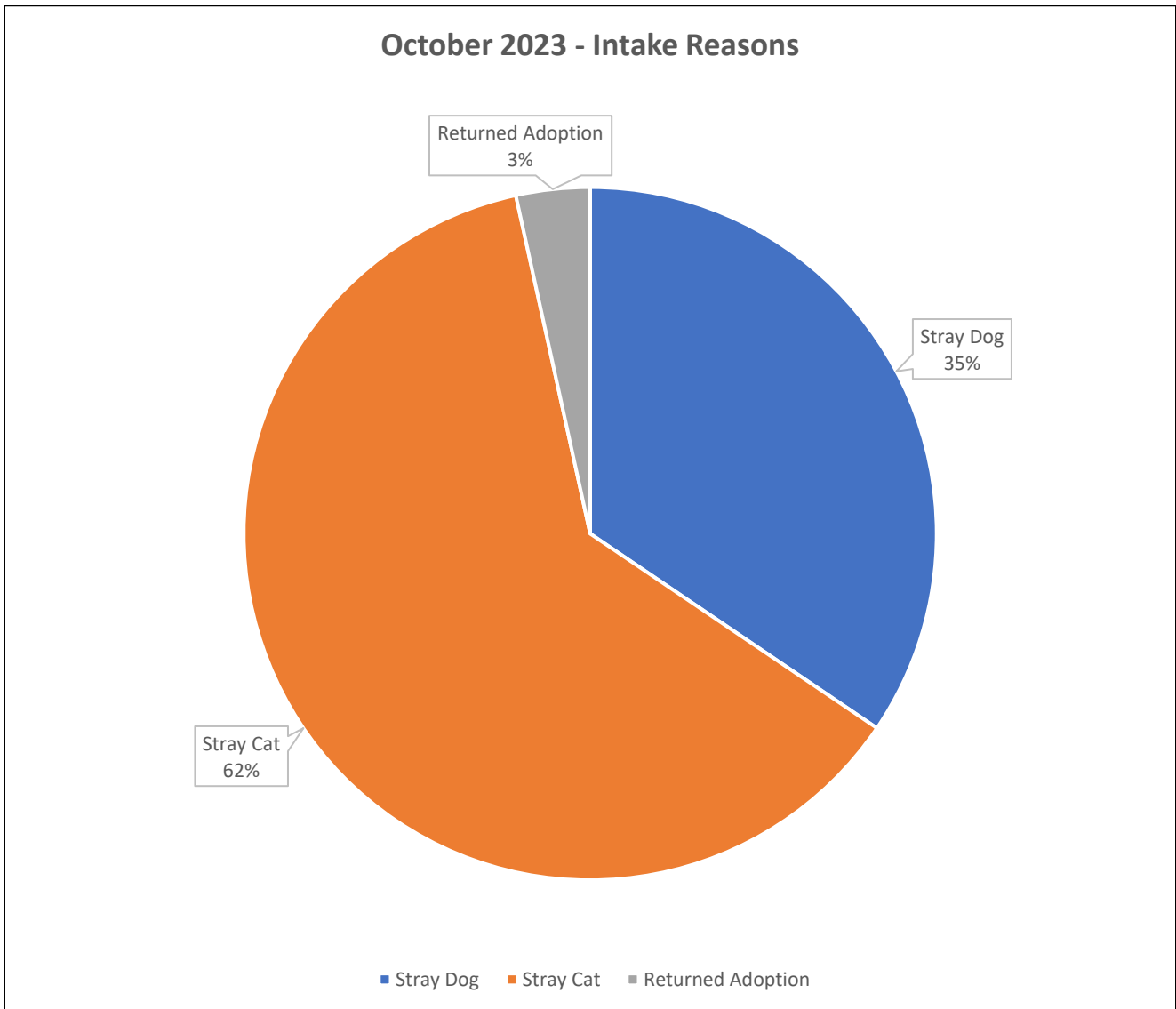
October 2023	
Activity Calls	37
Animal Intakes	29
Dogs	10
Cats	19
Other	0
Incoming Per Day	1.2
Returned to Owner	10
Dogs – In Field	1
Cats – In Field	0
Dogs – From Shelter	6
Cats – From Shelter	3
Rescue Transfers	6
Dogs Transferred	1
Cats Transferred	5
Animals Adopted	27
Dogs Altered	3
Dogs Unaltered	7
Cats Altered	4
Cats Unaltered	13
Fostered	0
Dogs Fostered	0
Cats Fostered	0
Euthanasia	5
Dogs Euthanized	1
Cats Euthanized	4
TNR/Returned to Field	0
Visitors to Shelter	79
Avg. Visitors per Day	3



October 2023 Ft. Campbell Shelter Report

Animal Intake Reasons

Intake Reasons	29
Stray Dog	10
Stray Cat	18
MP Hold	0
Returned Adoption	1
Abandoned	0

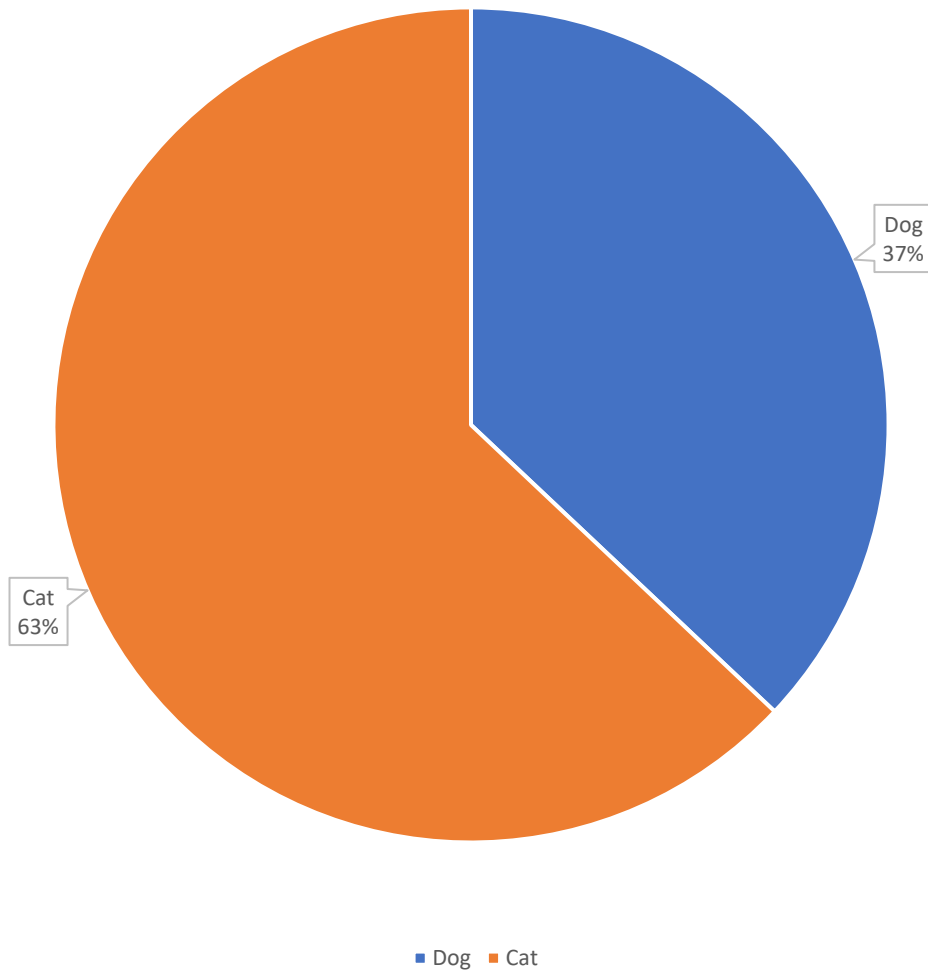


October 2023 Ft. Campbell Shelter Report

Animal Adoptions

Adoptions	27
Dogs/Puppies	10
Cats/Kittens	17
Other Animals	0

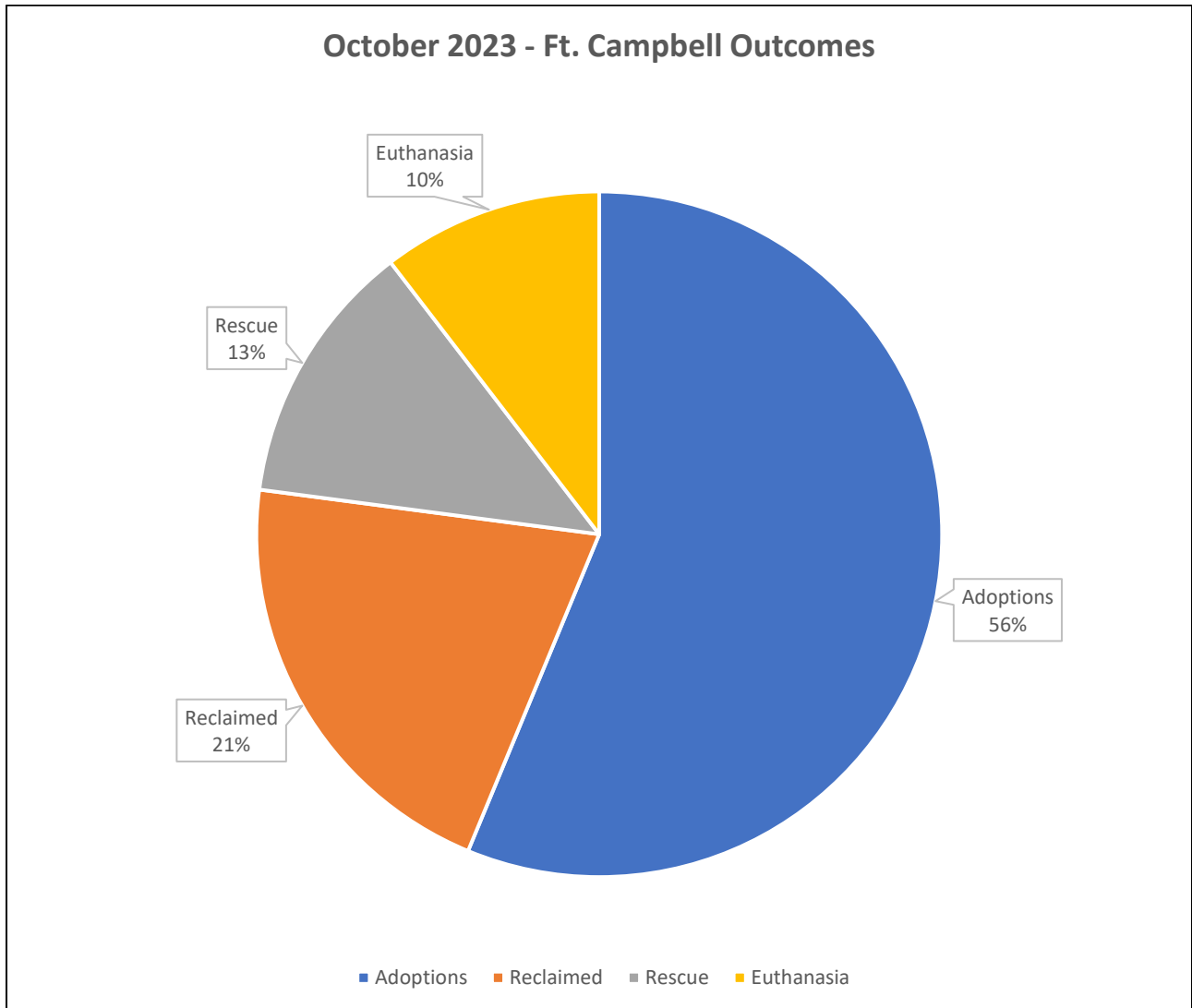
October 2023 - Ft. Campbell Adoptions



October 2023 Ft. Campbell Shelter Report

Outcomes

Animal Outcomes	48
Adoptions	27
Fostered	0
Reclaimed	10
Transferred to Rescue	6
Euthanasia	5
Dead on Arrival	0

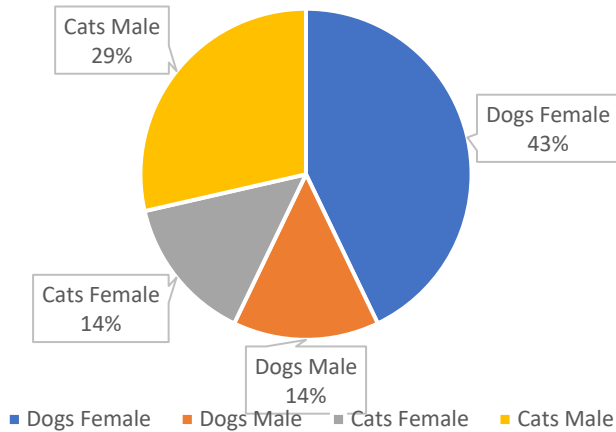


October 2023 Ft. Campbell Shelter Report

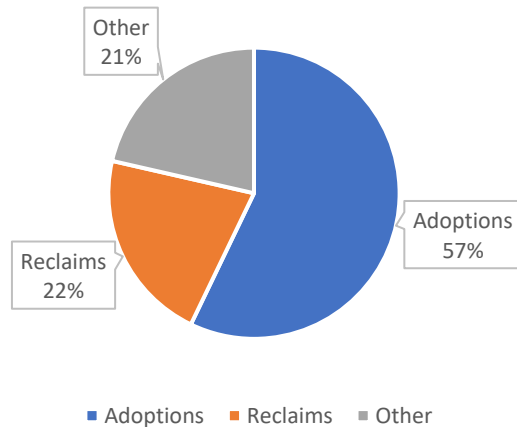
Microchips Issued

Microchips Implanted	14
Dogs – Female	6
Dogs – Male	2
Cats – Female	2
Cats – Male	4
Adoptions	8
Reclaimed	3
Other	3

October 2023 - Microchips Implanted



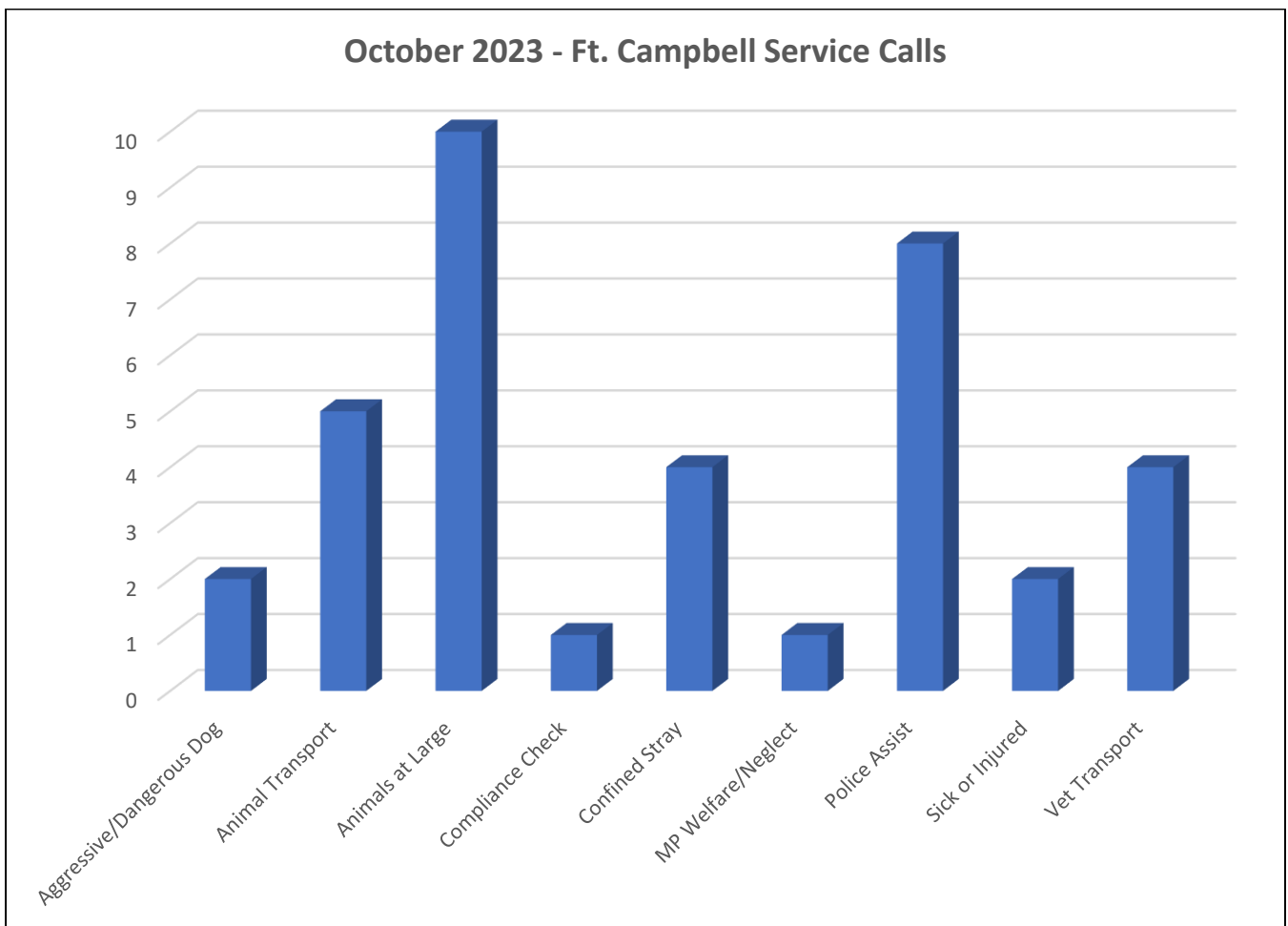
October 2023 - Microchip Reasons



October 2023 Ft. Campbell Shelter Report

Activity Calls

Service Calls	37
Animal Transport	5
Aggressive/Dangerous Dog	2
Animals at Large	10
Bite Investigation	0
Community Assist	0
Compliance Check	1
Confined Stray	4
Owner Notification	0
Police Assist	8
Vet Transport	4
Sick/Injured Animal	2
Welfare/Neglect	1

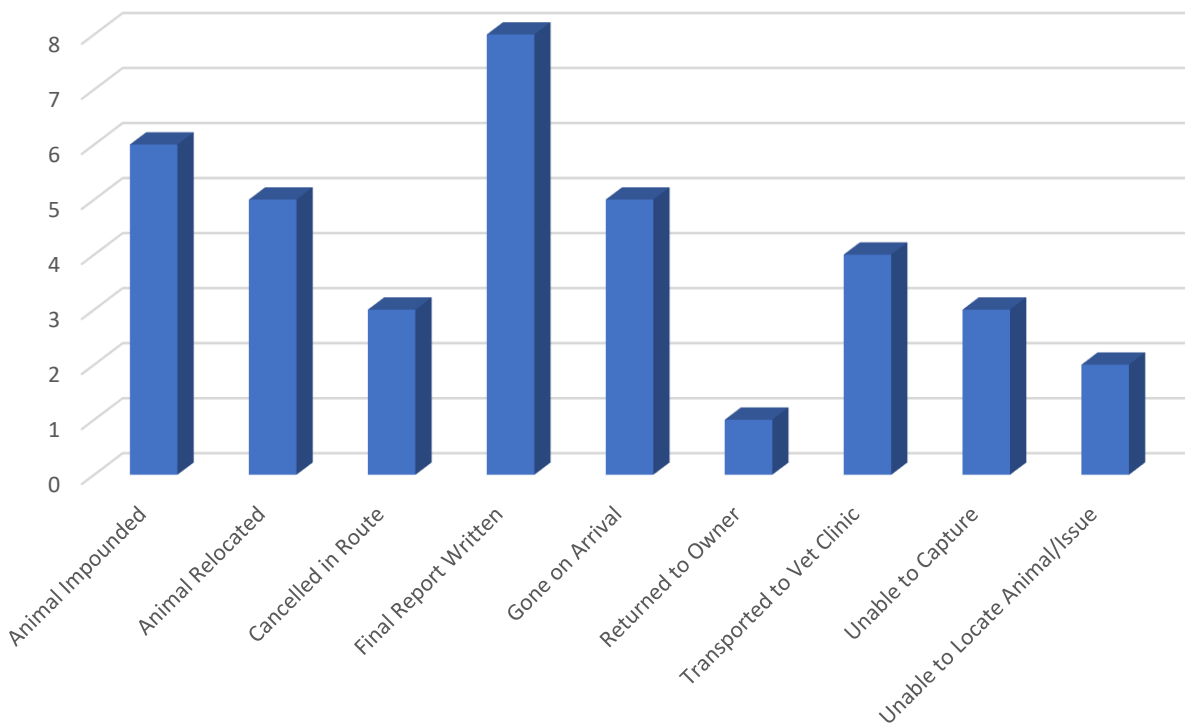


October 2023 Ft. Campbell Shelter Report

Activity Call Outcomes

Service Calls Outcomes	37
Animal Impounded	6
Animal Relocated	5
Cancelled in Route	3
Bite Investigation	0
Final Report Written	8
Full Compliance	0
Gone on Arrival	5
Posted to Property	0
Returned to Owner	1
Transported to Vet Clinic	4
Unable to Locate Animal/Issue	2
Unable to Capture	3
Deceased Animal Pick Up	0
Unable to Capture	0

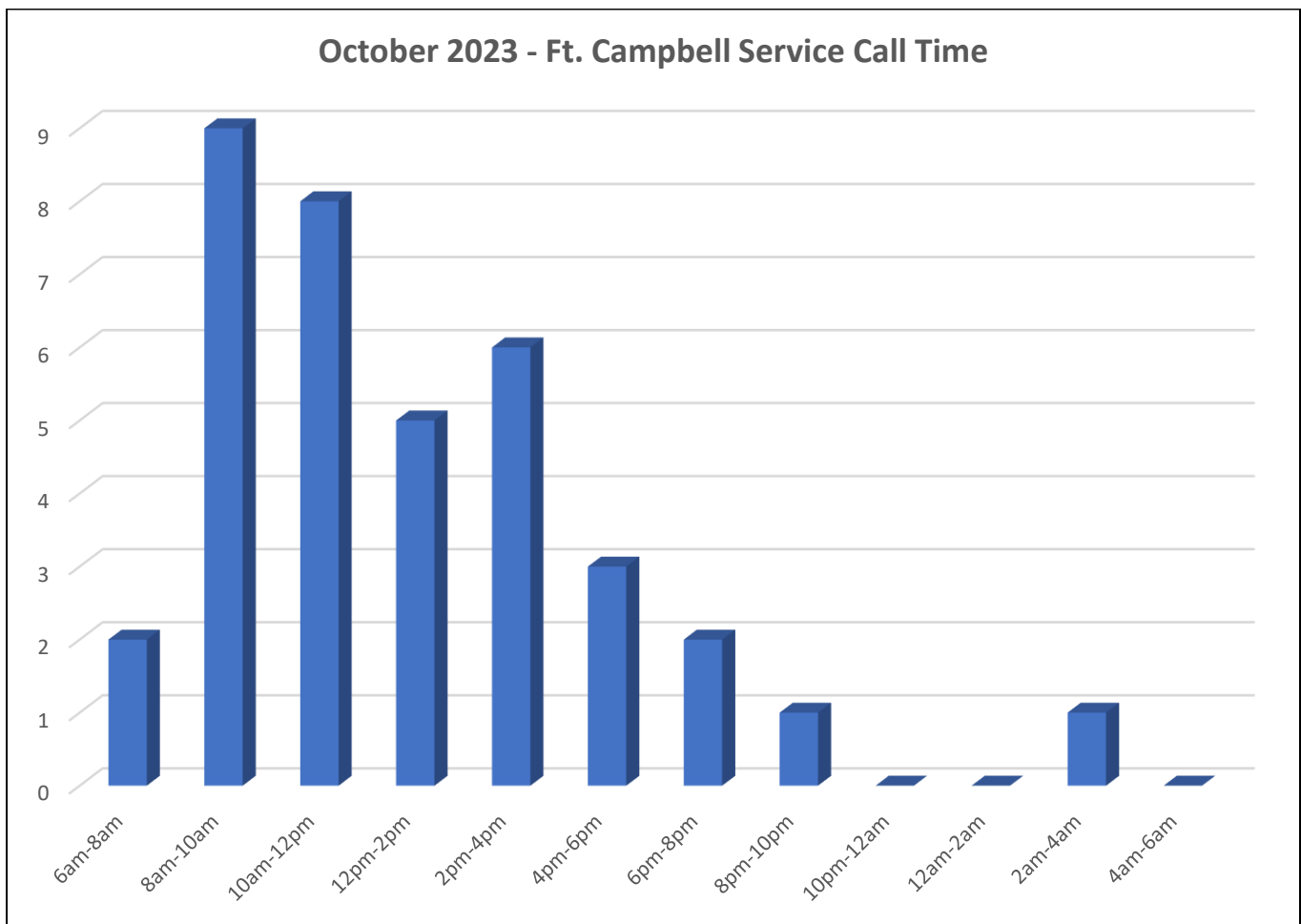
October 2023 - Ft. Campbell Service Call Outcomes



October 2023 Ft. Campbell Shelter Report

Activity by Time of Day

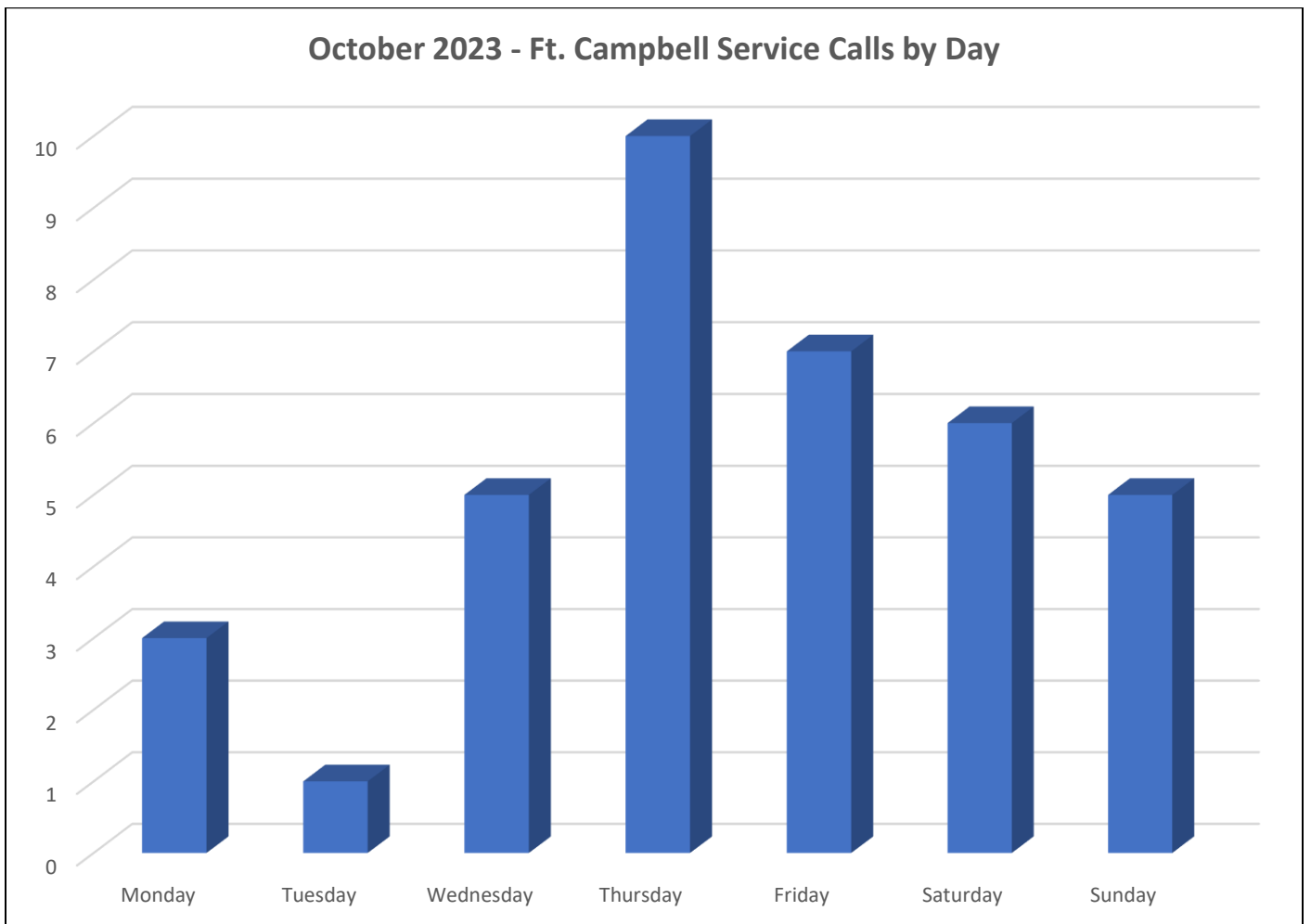
Service Calls by Time of Day	37
6am to 8am	2
8am to 10am	9
10am to 12pm	8
12pm to 2pm	5
2pm to 4pm	6
4pm to 6pm	3
6pm to 8pm	2
8pm to 10pm	1
10pm to 12am	0
12am to 2am	0
2am to 4am	1
4am to 6am	0



October 2023 Ft. Campbell Shelter Report

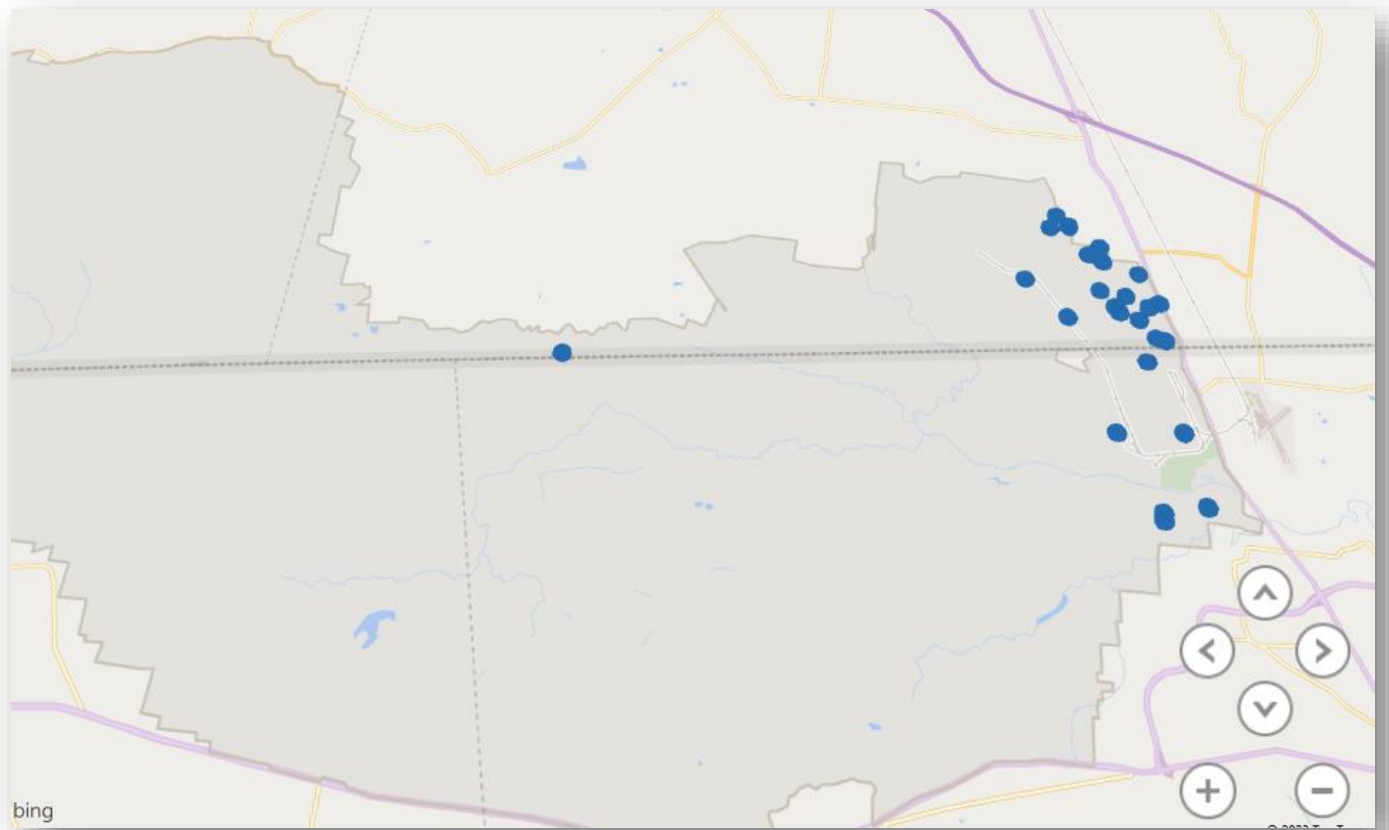
Activity by Day of Week

Service Calls by Day	37
Monday	3
Tuesday	1
Wednesday	5
Thursday	10
Friday	7
Saturday	6
Sunday	5



October 2023 Ft. Campbell Shelter Report

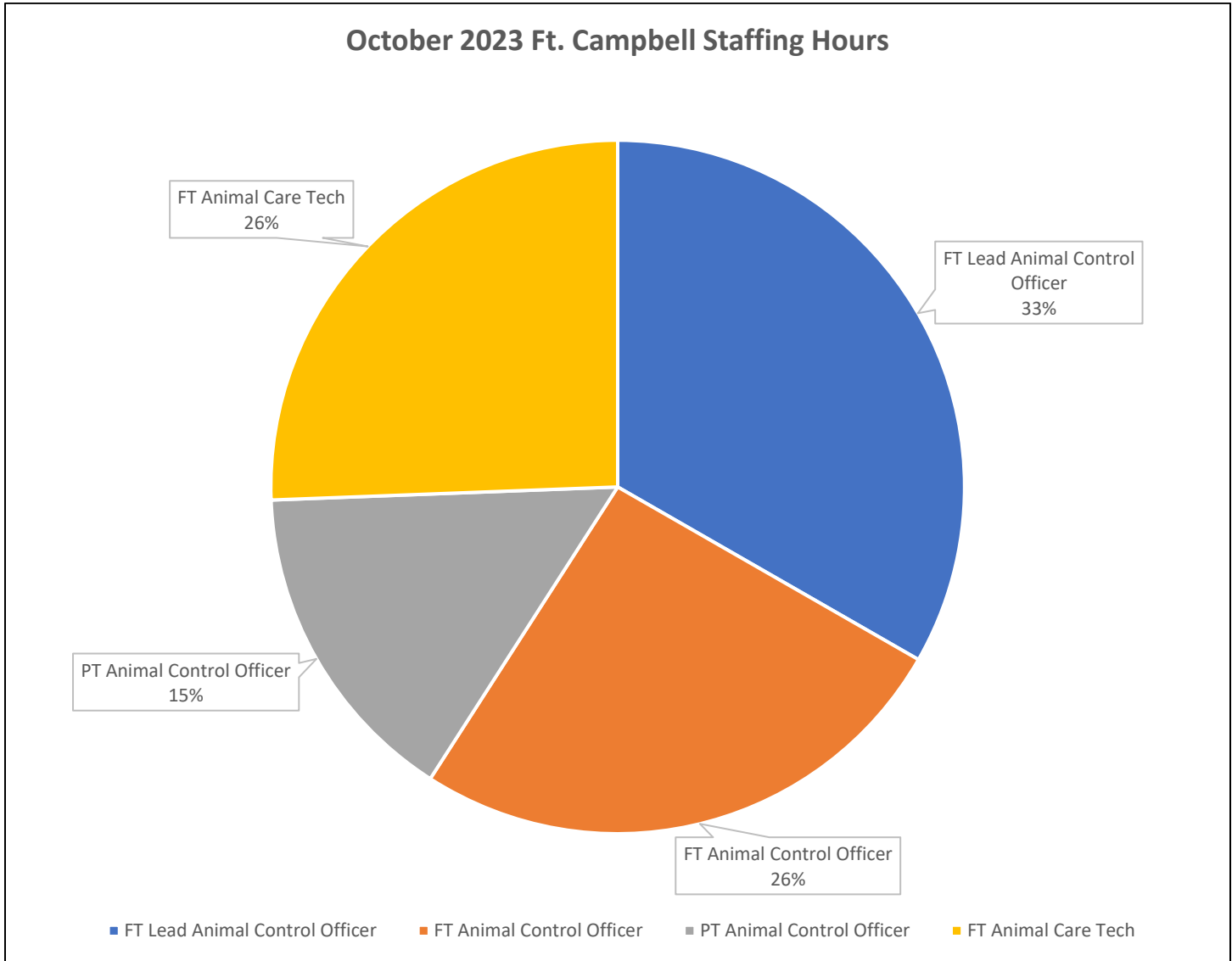
Activity Heat Map



October 2023 Ft. Campbell Shelter Report

Personnel Staffing Hours

Personnel Hours	656.25
FT Lead Animal Control Officer	218.5
FT Animal Control Officer	169.25
PT Animal Control Officer	100.5
FT Animal Care Tech	168



2023 Totals

Activity	Jan.	Feb.	Mar.	Apr.	May	Jun.	Jul.	Aug.	Sep.	Oct.	Nov.	Dec.	Total	2022	% Change
Owner Surrenders	0	0	0	0	0	0	0	0	0	0			0		
Intakes	43	27	26	34	48	36	42	47	57	29			335		
Stray Dog	13	11	16	14	31	16	22	19	23	10			144		
Stray Cat	12	6	6	12	13	14	9	16	27	18			120		
Calls for Service	29	41	48	51	69	51	45	37	40	37			379		
Euthanasia dog	2	1	1	1	1	1	1	1	1	1			10		
Euthanasia Cat	1	0	1	2	0	1	0	2	4	4			15		
Microchips Issued	9	12	17	6	26	15	17	16	19	14			125		
Adoptions	8	9	8	9	18	11	16	15	15	27			118		
Rescue/Transfer	2	4	4	2	3	2	0	3	0	6			23		
Incoming Phone Calls	n/a	n/a	n/a	n/a	n/a	n/a	n/a	n/a	n/a	n/a			N/A		

Live Release Rate%	Jan.	Feb.	Mar.	Apr.	May	Jun.	Jul.	Aug.	Sep.	Oct.	Nov.	Dec.	Total	2022	% Change
Dogs	89%	96%	93%	95%	95%	95%	96%	96%	93%	94%			94.2%		
Cats	92%	100%	91%	60%	100%	88%	100%	80%	80%	83%			87.5%		
Total Live Release	90%	98%	92%	90%	96%	93%	97%	91%	86%	87.5%			92.05%		