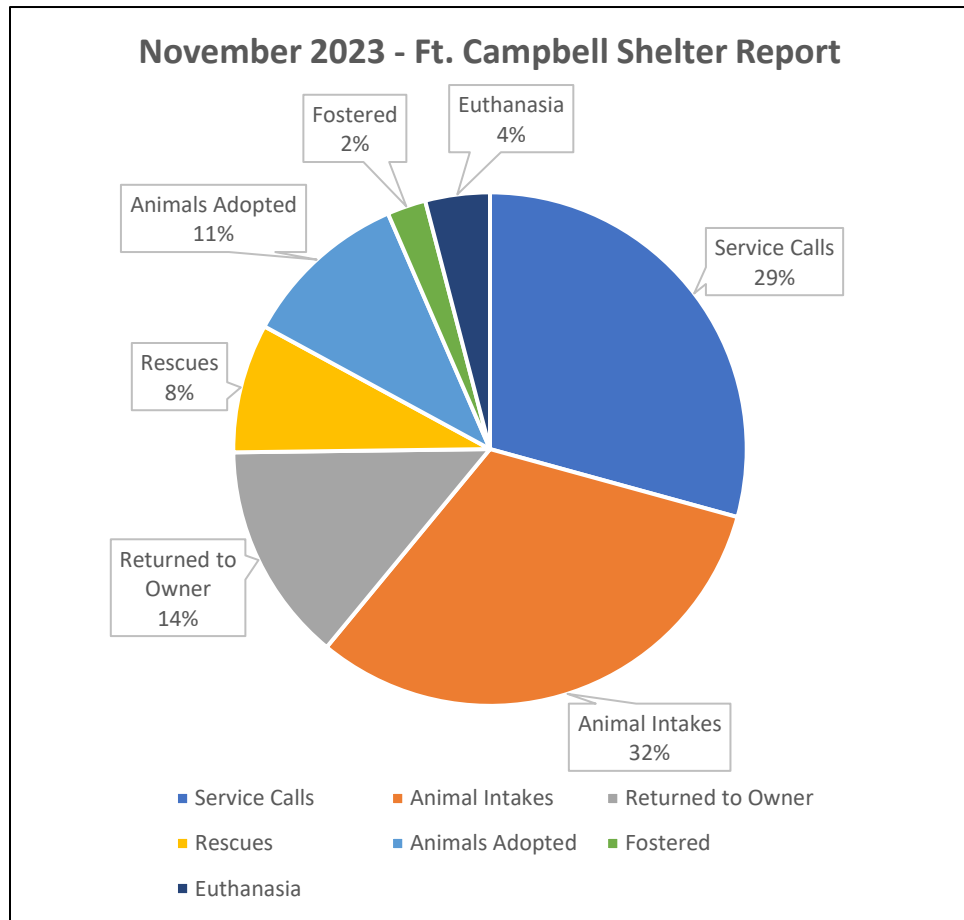




November 2023 Ft. Campbell Shelter Report

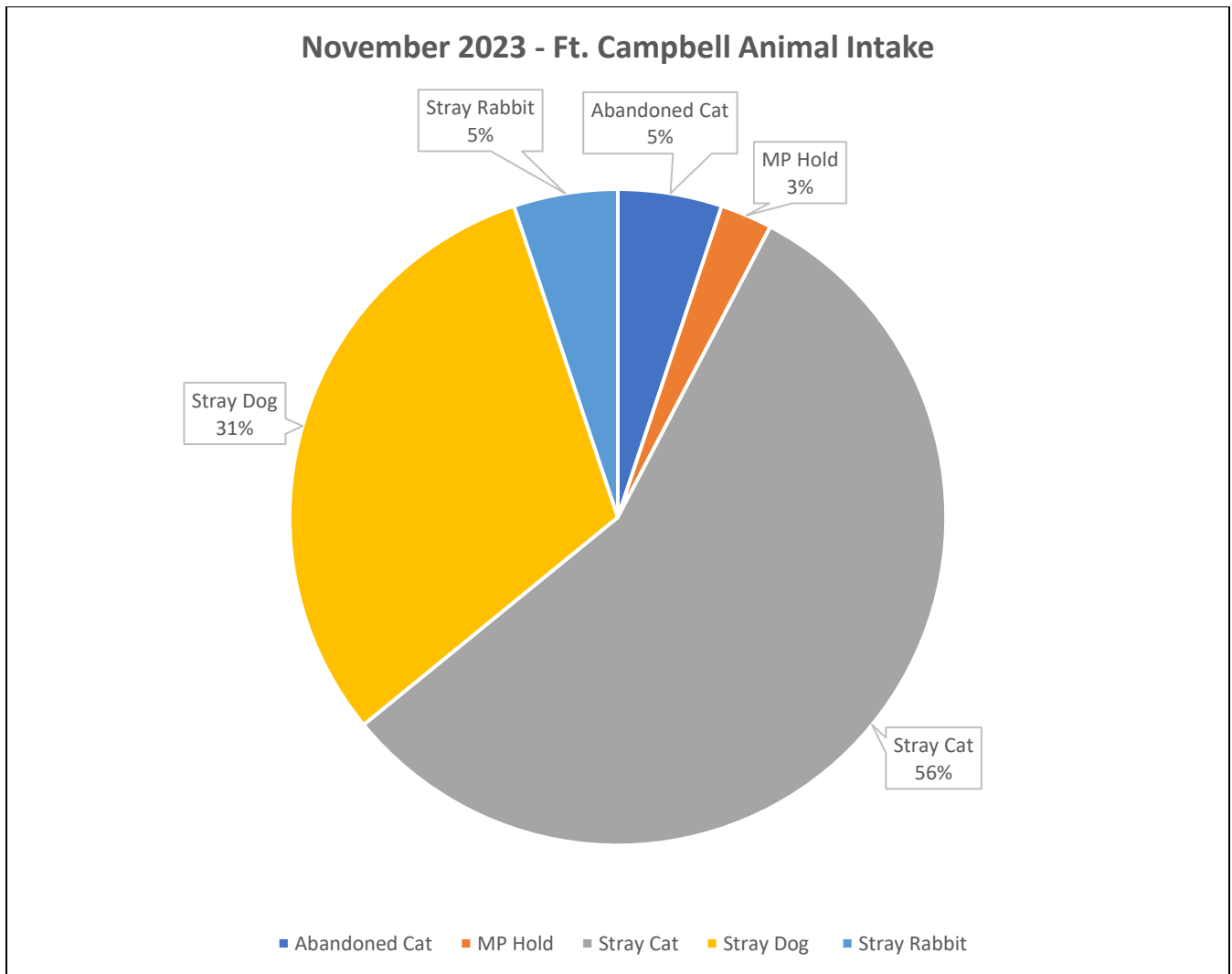
November 2023	
Activity Calls	36
Animal Intakes	39
Dogs	13
Cats	24
Other	2
Incoming Per Day	2.16
Returned to Owner	17
Dogs – In Field	4
Cats – In Field	0
Dogs – From Shelter	10
Cats – From Shelter	3
Rescue Transfers	10
Dogs Transferred	9
Cats Transferred	1
Animals Adopted	13
Dogs Altered	3
Dogs Unaltered	1
Cats Altered	3
Cats Unaltered	5
Fostered	3
Dogs Fostered	0
Cats Fostered	3
Euthanasia	5
Dogs Euthanized	1
Cats Euthanized	4
TNR/Returned to Field	0
Visitors to Shelter	75
Avg. Visitors per Day	3



November 2023 Ft. Campbell Shelter Report

Animal Intake Reasons

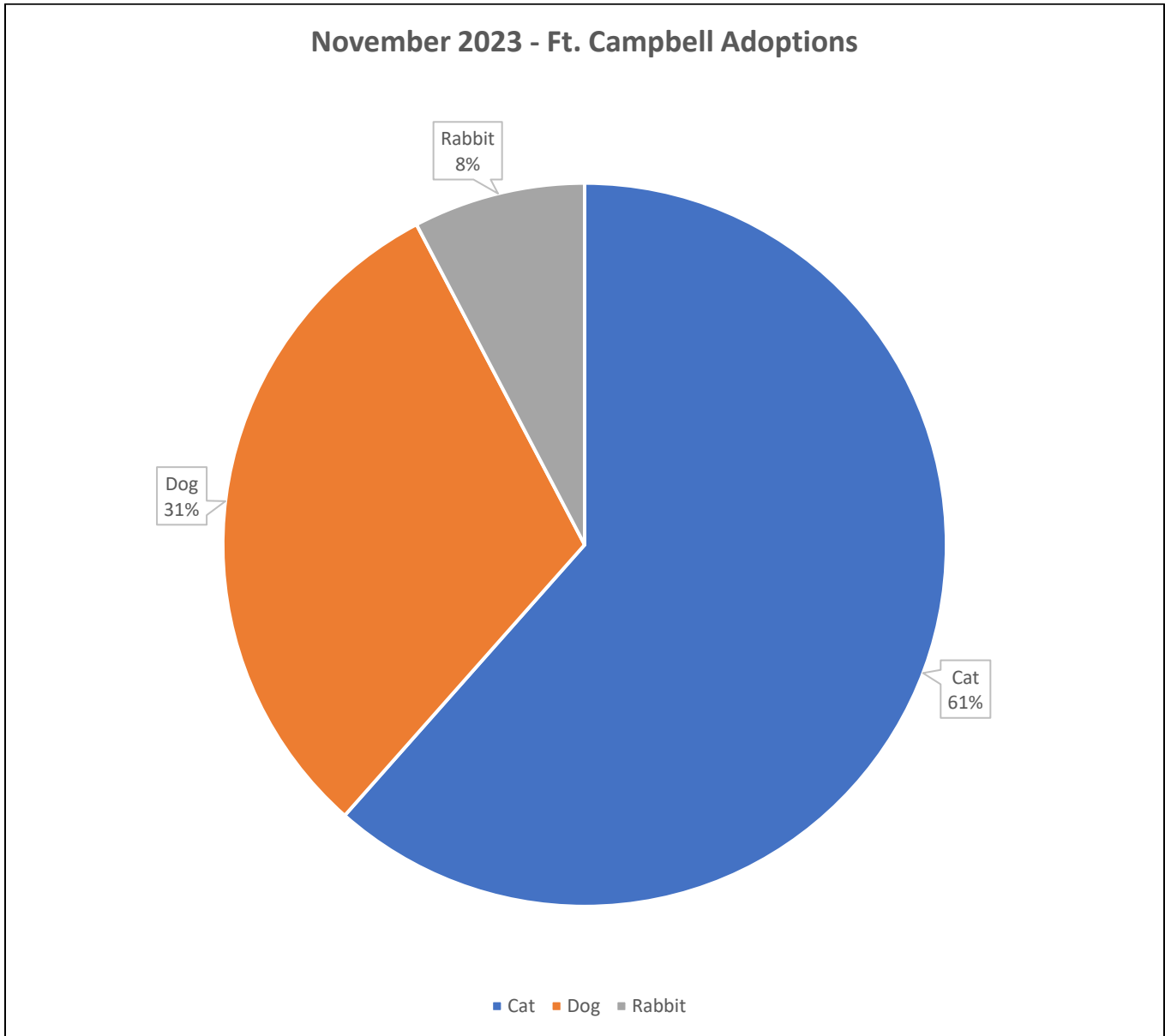
Intake Reasons	39
Stray Dog	12
Stray Cat	22
MP Hold	1
Returned Adoption	0
Abandoned	2
Stray Rabbit	2



November 2023 Ft. Campbell Shelter Report

Animal Adoptions

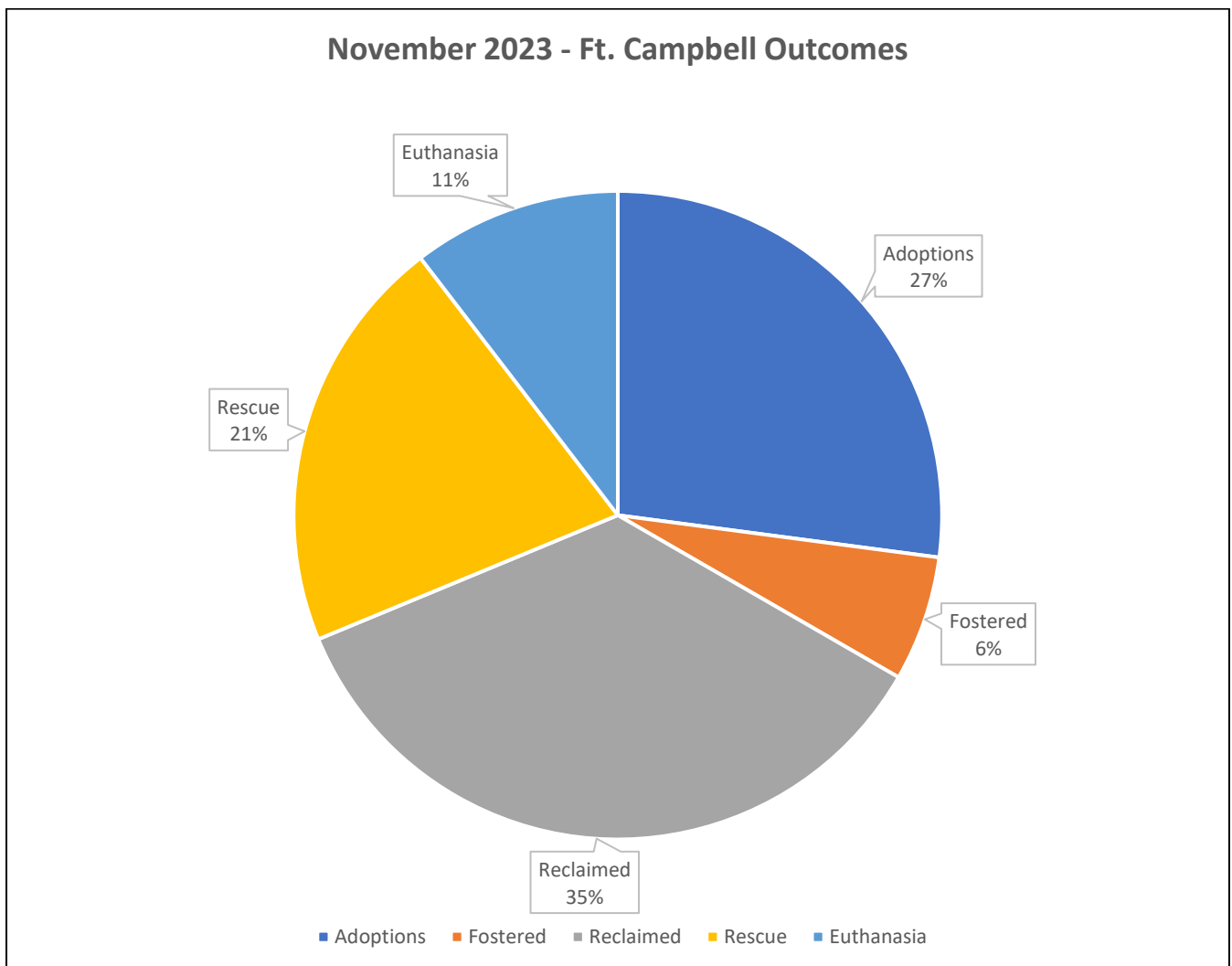
Adoptions	13
Dogs/Puppies	4
Cats/Kittens	8
Other Animals	1



November 2023 Ft. Campbell Shelter Report

Outcomes

Animal Outcomes	48
Adoptions	13
Fostered	3
Reclaimed	17
Transferred to Rescue	10
Euthanasia	5
Dead on Arrival	0

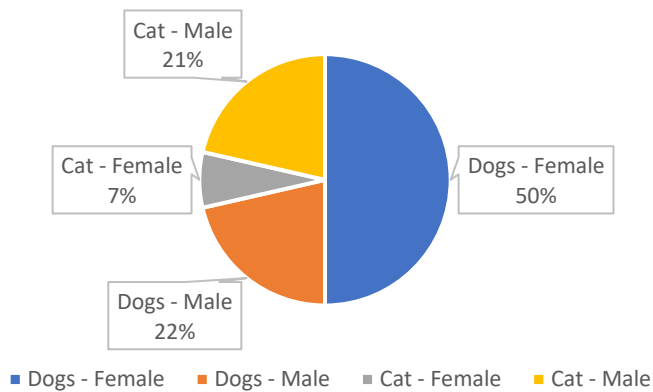


November 2023 Ft. Campbell Shelter Report

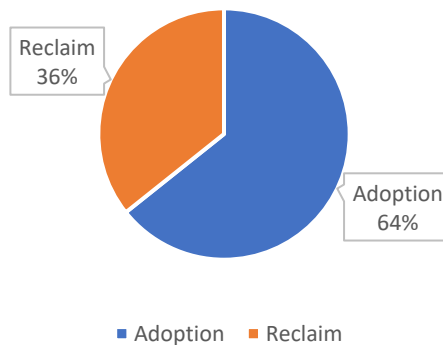
Microchips Issued

Microchips Implanted	14
Dogs – Female	7
Dogs – Male	3
Cats – Female	1
Cats – Male	3
Adoptions	9
Reclaimed	5
Other	0

November 2023 - Ft. Campbell Microchips Implanted



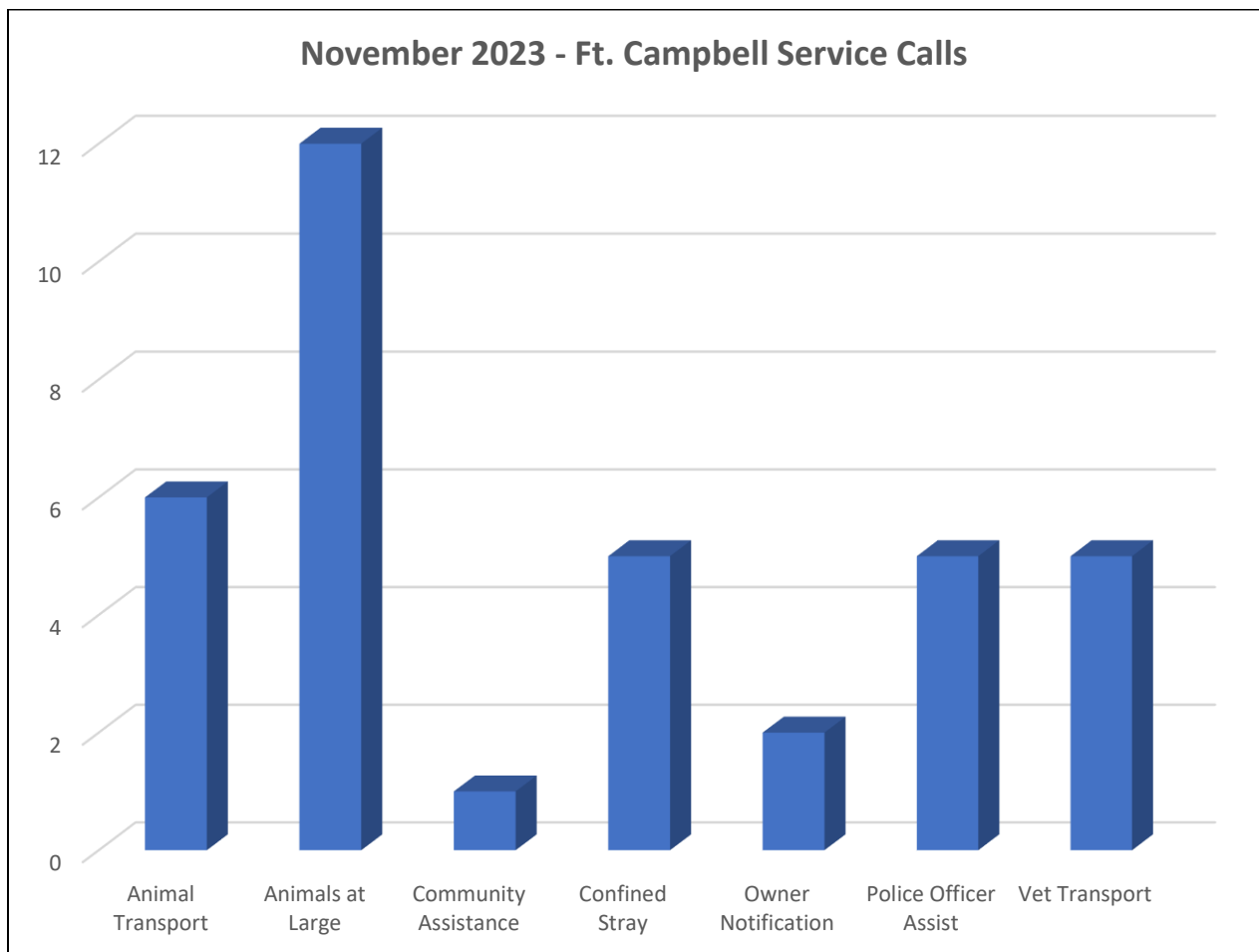
November 2023 - Ft. Campbell Microchip Reasons



November 2023 Ft. Campbell Shelter Report

Activity Calls

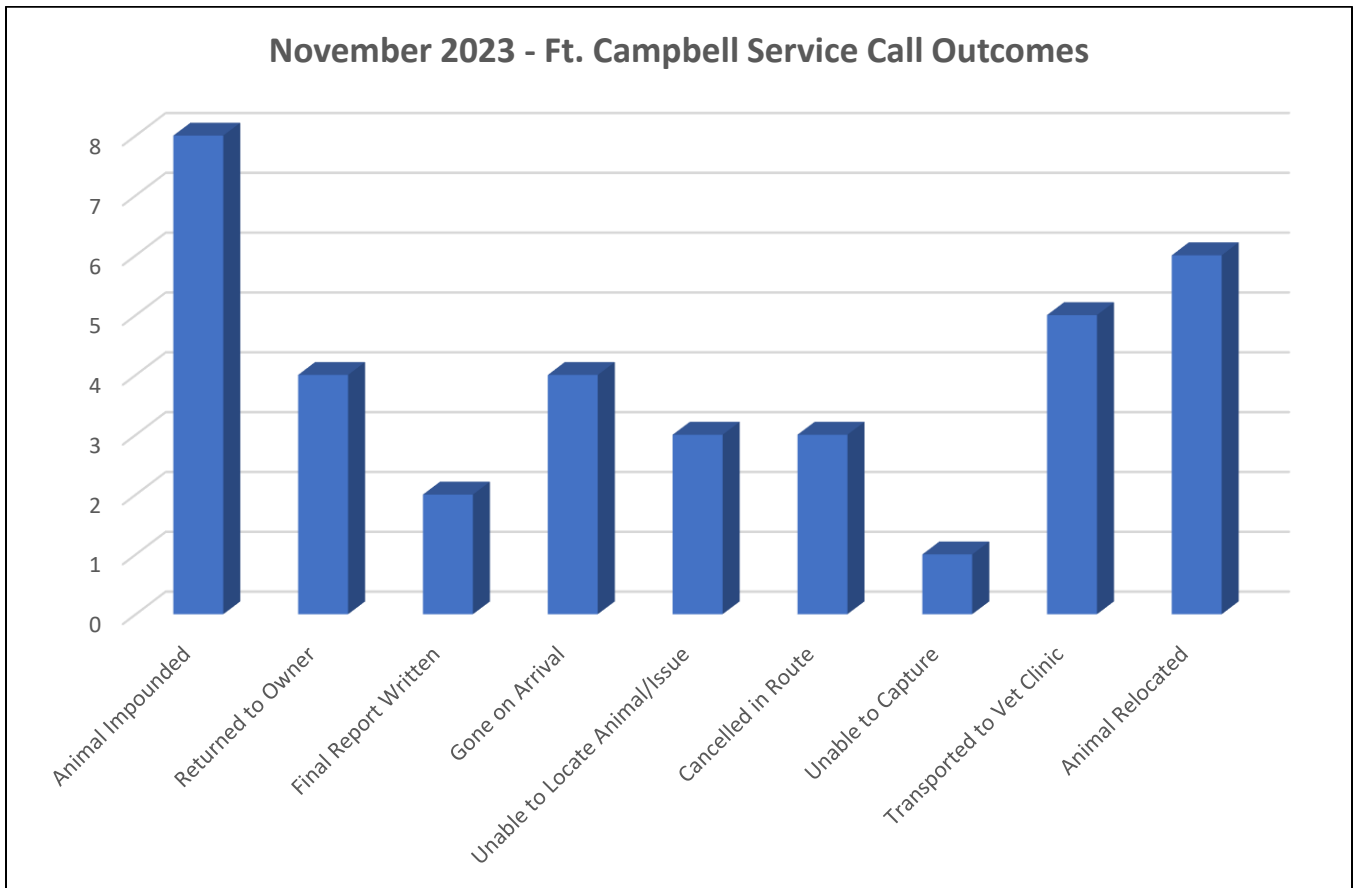
Service Calls	36
Animal Transport	6
Aggressive/Dangerous Dog	0
Animals at Large	12
Bite Investigation	0
Community Assist	1
Compliance Check	0
Confined Stray	5
Owner Notification	2
Police Assist	5
Vet Transport	5
Sick/Injured Animal	0
Welfare/Neglect	0



November 2023 Ft. Campbell Shelter Report

Activity Call Outcomes

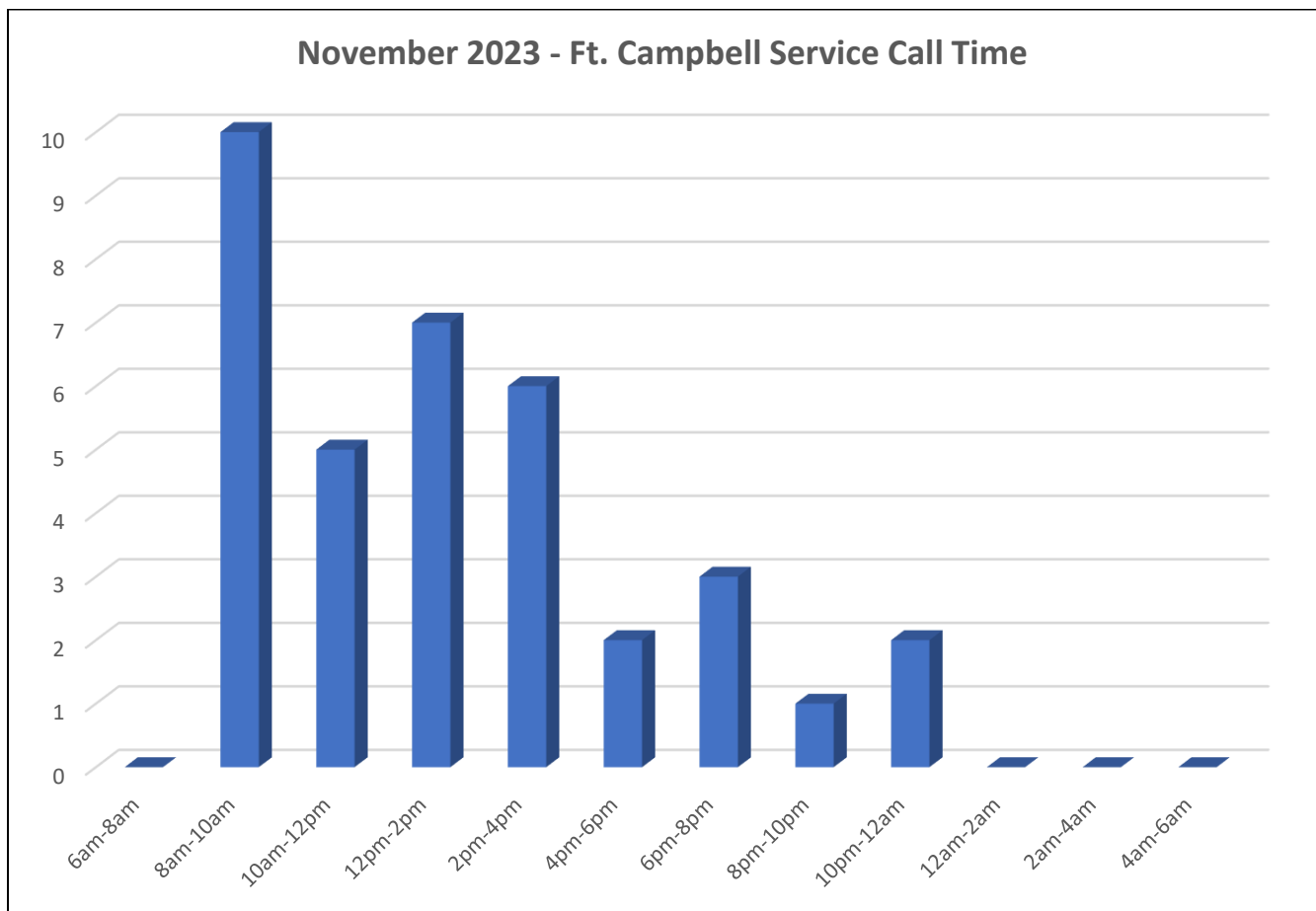
Service Calls Outcomes	36
Animal Impounded	8
Animal Relocated	6
Cancelled in Route	3
Bite Investigation	0
Final Report Written	2
Full Compliance	0
Gone on Arrival	4
Posted to Property	0
Returned to Owner	4
Transported to Vet Clinic	5
Unable to Locate Animal/Issue	3
Unable to Capture	1
Deceased Animal Pick Up	0
	0



November 2023 Ft. Campbell Shelter Report

Activity by Time of Day

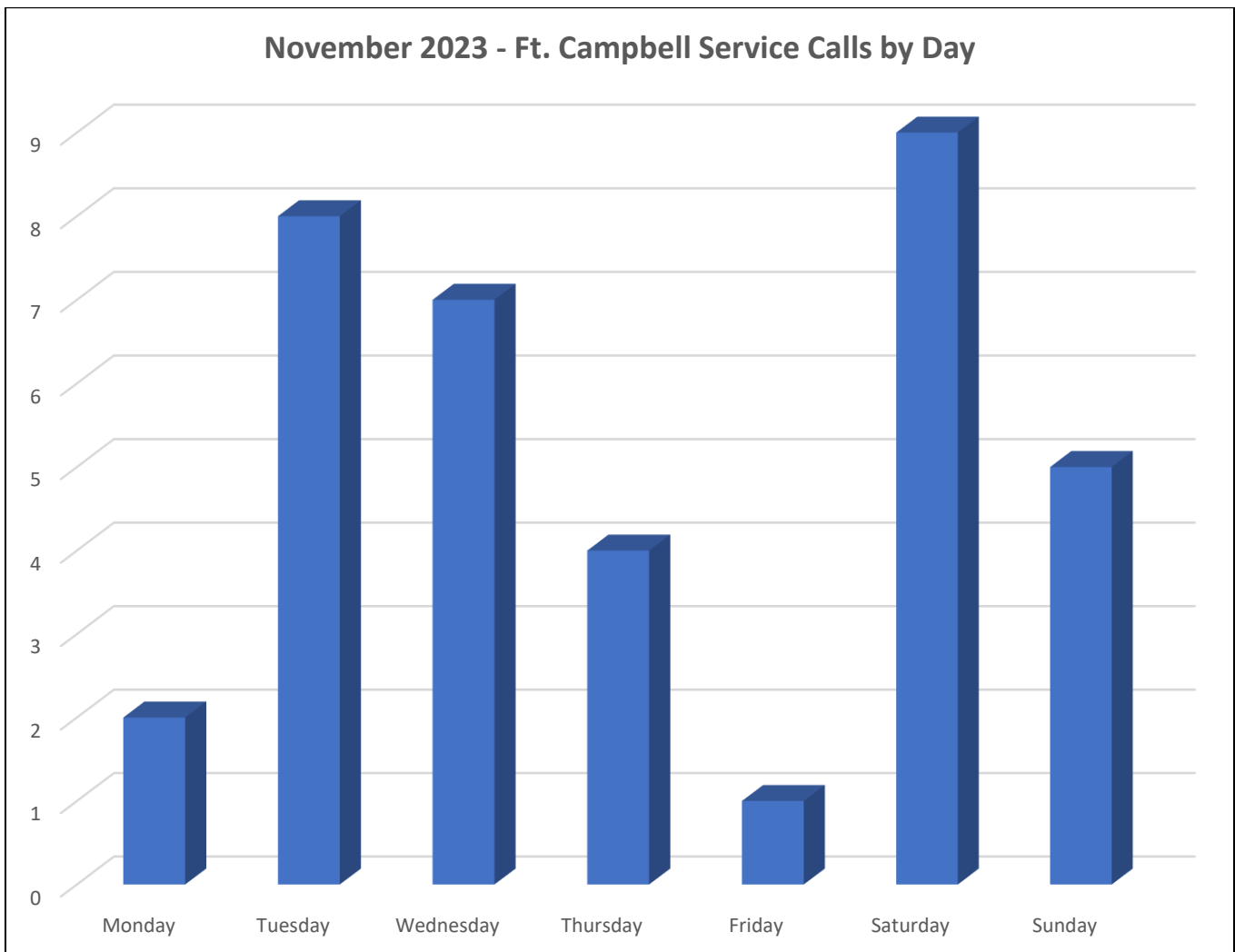
Service Calls by Time of Day	36
6am to 8am	0
8am to 10am	10
10am to 12pm	5
12pm to 2pm	7
2pm to 4pm	6
4pm to 6pm	2
6pm to 8pm	3
8pm to 10pm	1
10pm to 12am	2
12am to 2am	0
2am to 4am	0
4am to 6am	0



November 2023 Ft. Campbell Shelter Report

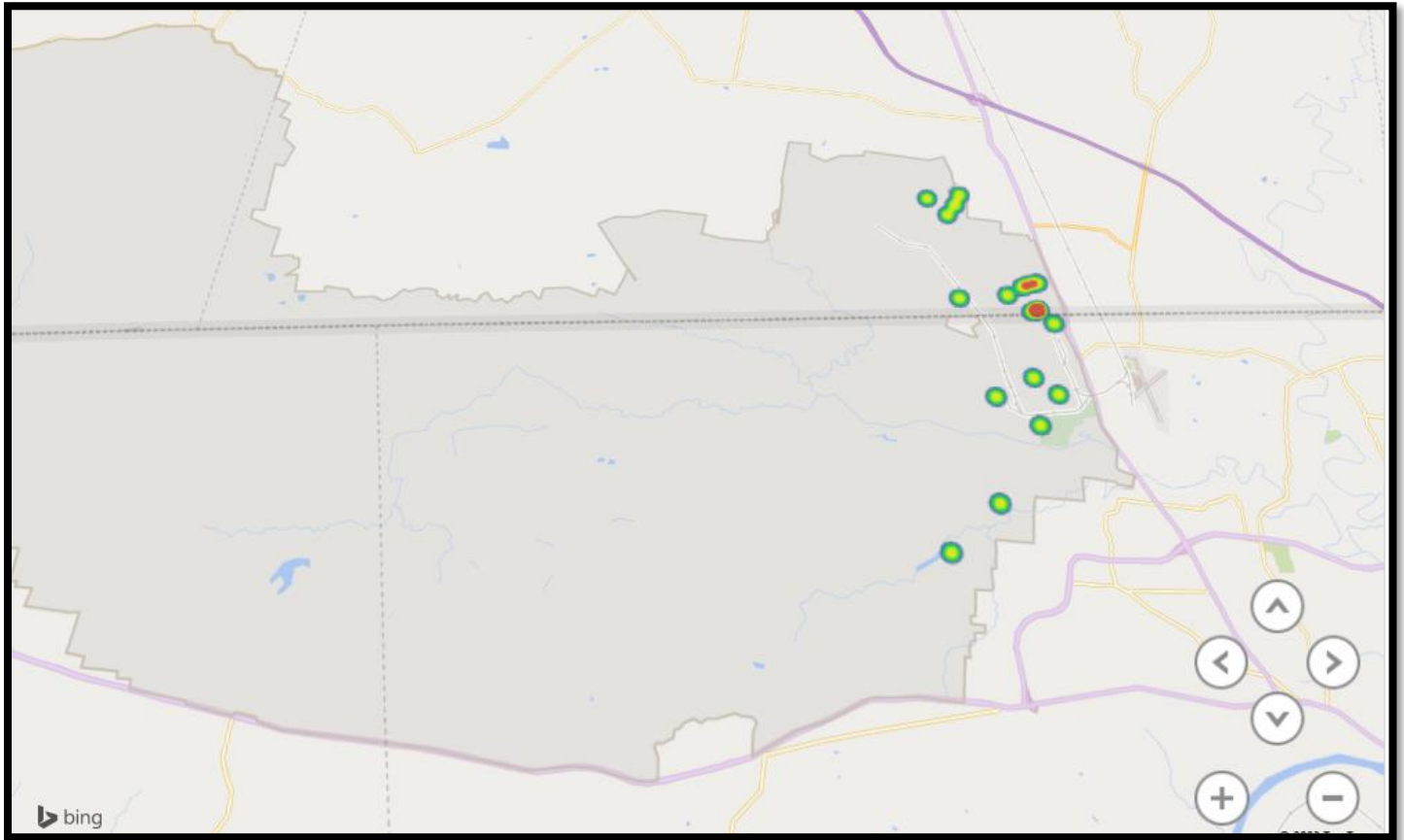
Activity by Day of Week

Service Calls by Day	36
Monday	2
Tuesday	8
Wednesday	7
Thursday	4
Friday	1
Saturday	9
Sunday	5



November 2023 Ft. Campbell Shelter Report

Activity Heat Map

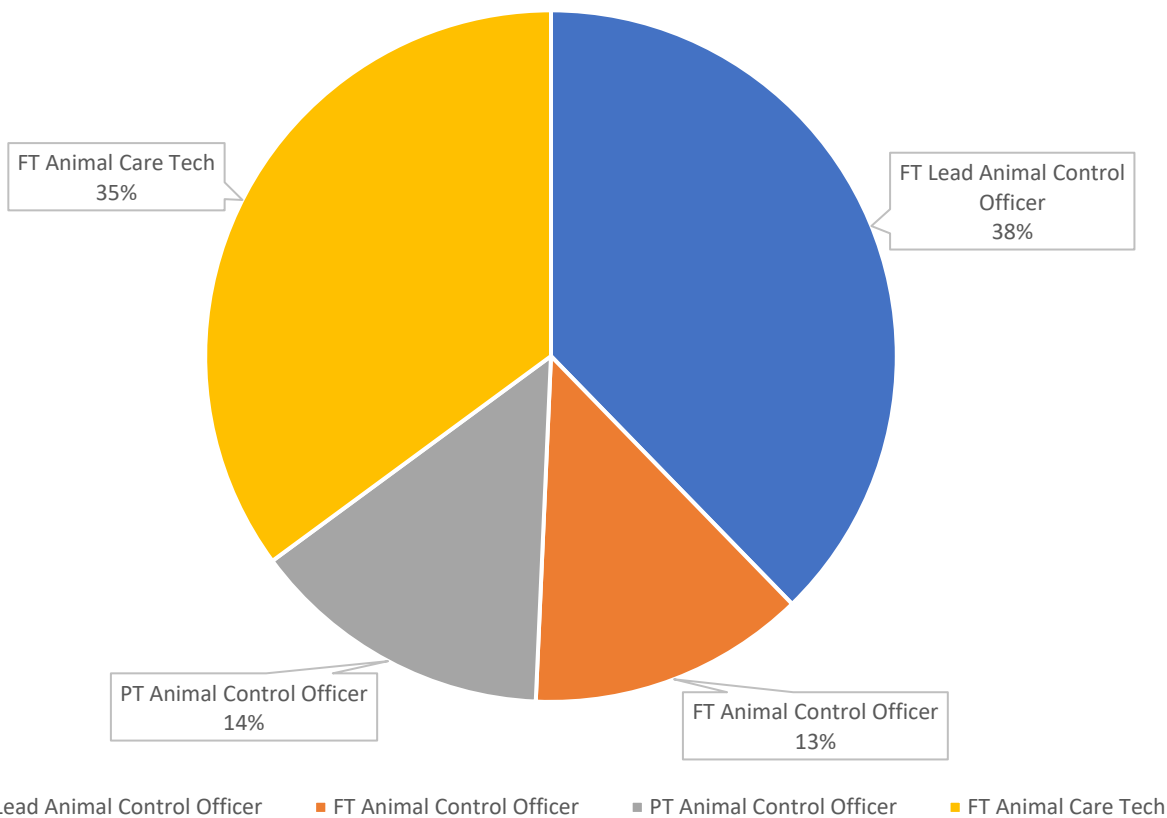


November 2023 Ft. Campbell Shelter Report

Personnel Staffing Hours

Personnel Hours	570
FT Lead Animal Control Officer	215
FT Animal Control Officer	74
PT Animal Control Officer	81
FT Animal Care Tech	200

November 2023 - Ft. Campbell Staffing Hours



2023 Totals

Activity	Jan.	Feb.	Mar.	Apr.	May	Jun.	Jul.	Aug.	Sep.	Oct.	Nov.	Dec.	Total	2022	% Change
----------	------	------	------	------	-----	------	------	------	------	------	------	------	-------	------	-------------

Owner Surrenders	0	0	0	0	0	0	0	0	0	0	0	0	0	
Intakes	43	27	26	34	48	36	42	47	57	29	39		374	
Stray Dog	13	11	16	14	31	16	22	19	23	10	12		156	
Stray Cat	12	6	6	12	13	14	9	16	27	18	22		142	
Calls for Service	29	41	48	51	69	51	45	37	40	37	36		415	
Euthanasia dog	2	1	1	1	1	1	1	1	1	1	1		11	
Euthanasia Cat	1	0	1	2	0	1	0	2	4	4	4		19	
Microchips Issued	9	12	17	6	26	15	17	16	19	14	14		139	
Adoptions	8	9	8	9	18	11	16	15	15	27	13		131	
Rescue/Transfer	2	4	4	2	3	2	0	3	0	6	10		33	
Incoming Phone Calls	n/a	n/a	n/a	n/a	n/a	n/a	n/a	n/a	n/a	n/a	n/a		N/A	

Live Release Rate%	Jan.	Feb.	Mar.	Apr.	May	Jun.	Jul.	Aug.	Sep.	Oct.	Nov.	Dec.	Total	2022	% Change
Dogs	89%	96%	93%	95%	95%	95%	96%	96%	93%	94%	96%		94.3%		
Cats	92%	100%	91%	60%	100%	88%	100%	80%	80%	83%	75%		79%		
Total Live Release	90%	98%	92%	90%	96%	93%	97%	91%	86%	87.5%	88%		92.05%		