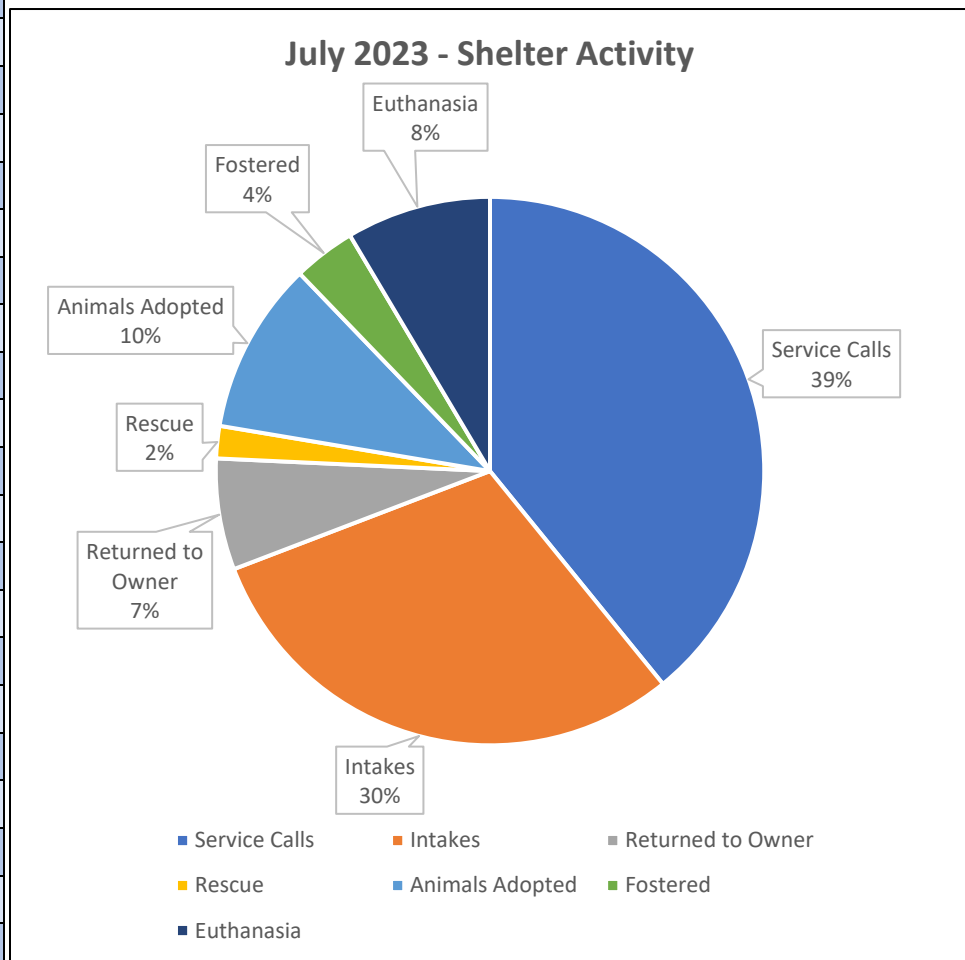




July 2023 Shelter Report

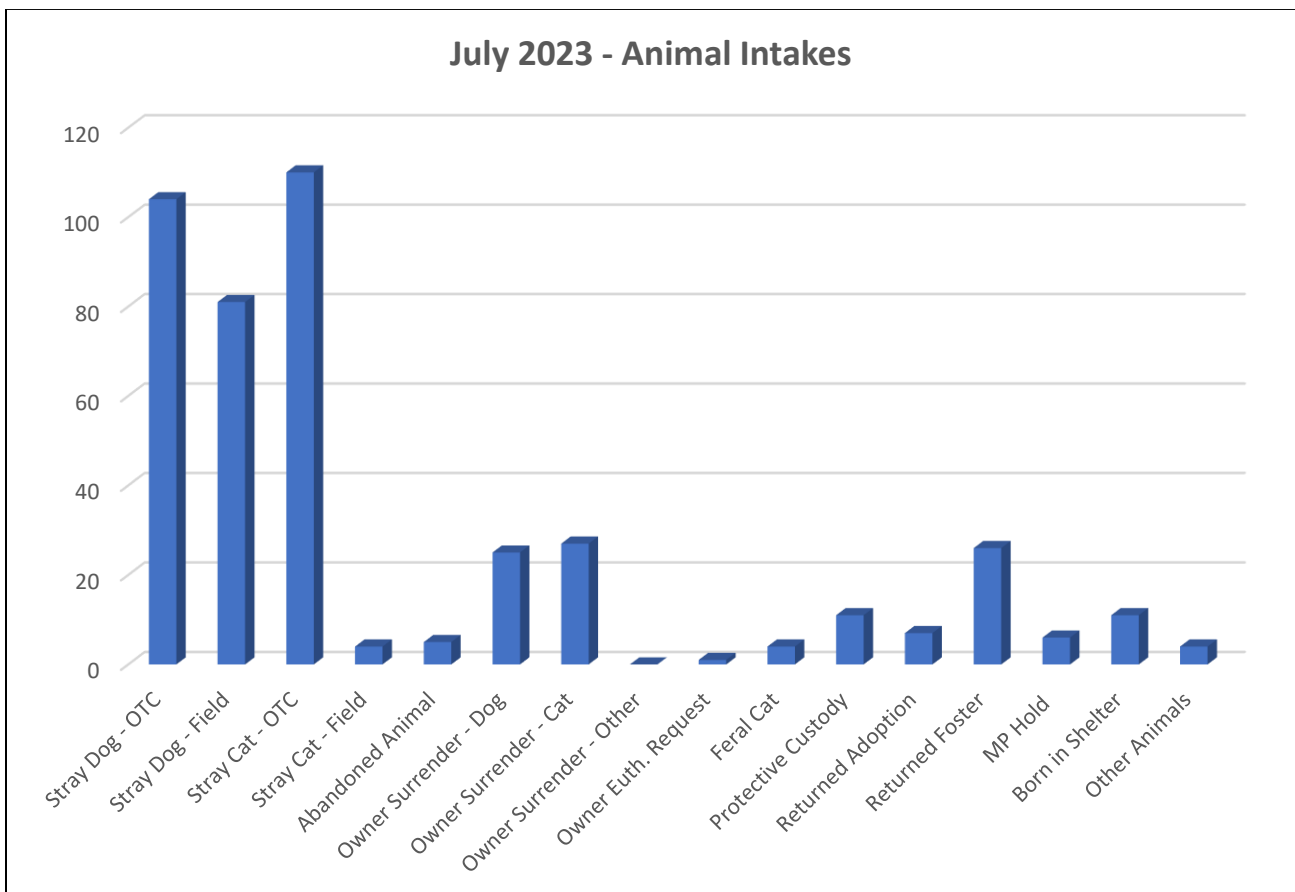
July 2023	
Activity Calls	555
Animal Intakes	426
Dogs	255
Cats	166
Other	5
Incoming Per Day	17
Returned to Owner	93
Dogs – In Field	13
Cats – In Field	0
Dogs – From Shelter	73
Cats – From Shelter	7
Rescue Transfers	27
Dogs Transferred	24
Cats Transferred	3
Animals Adopted	144
Dogs Adopted	71
Cats Adopted	72
Other Animals	1
Fostered	52
Dogs Fostered	19
Cats Fostered	33
Euthanasia	121
Dogs Euthanized	60
Cats Euthanized	61
TNR/Returned to Field	0
Visitors to Shelter	994
Avg. Visitors per Day	47.3
Incoming Phone Calls	2,269
Avg. Calls per Day	89.8



July 2023 Shelter Report

Animal Intake Reasons

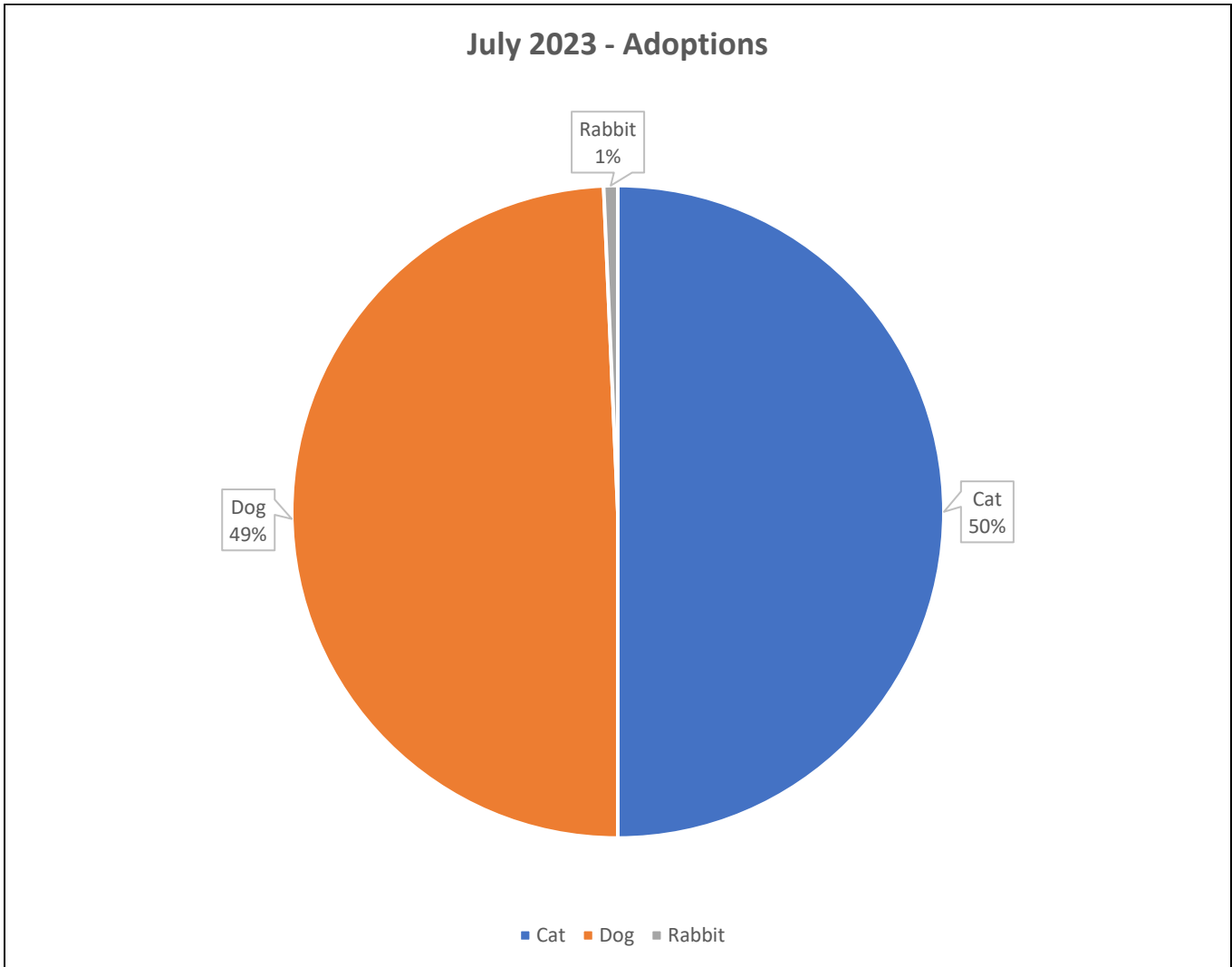
Intake Reasons	426
Stray Dog – OTC	104
Stray Dog – Field	81
Stray Cat – OTC	110
Stray Cat – Field	4
Abandoned Animal	5
Owner Surrender – Dog	25
Owner Surrender - Cat	27
Owner Surrender - Other	0
Owner Euth. Request	1
Feral Cat	4
Protective Custody	11
Returned Adoption	7
MP Hold – Ft. Campbell	6
Born in Shelter	11
Foster Returned	26
Other Animals	4



July 2023 Shelter Report

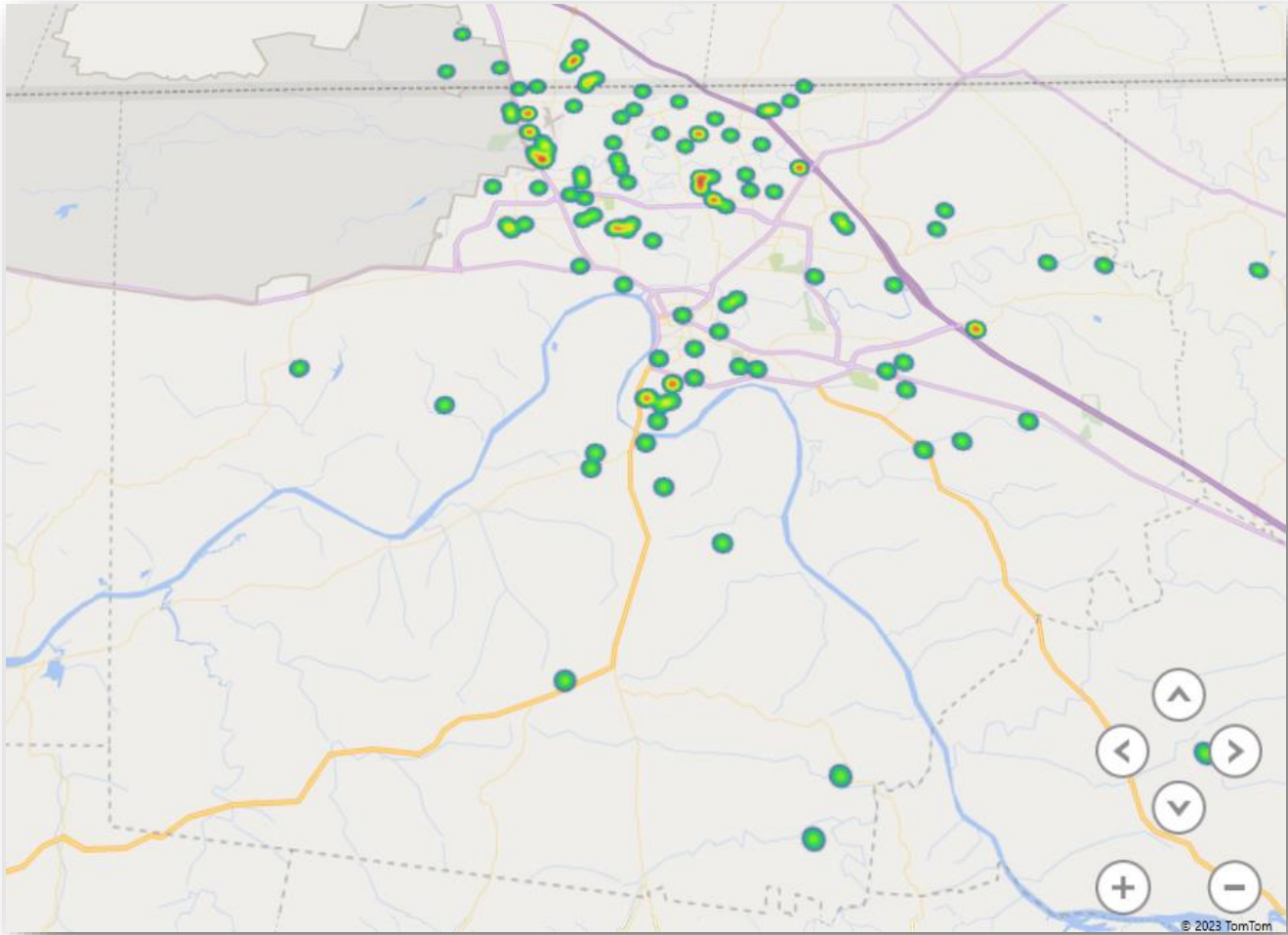
Animal Adoptions

Adoptions	144
Dogs/Puppies	71
Cats/Kittens	72
Other Animals	1



July 2023 Shelter Report

Adoptions Heat Map

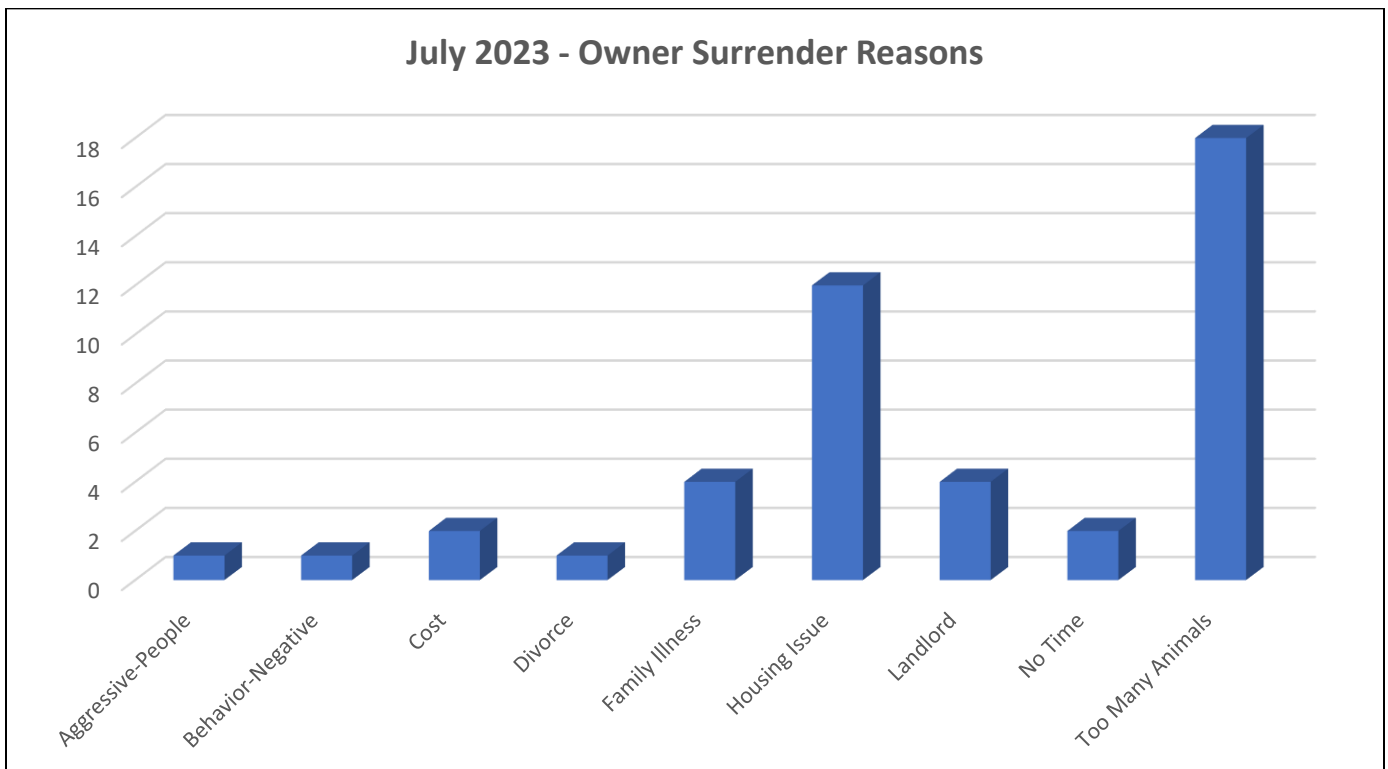


July 2023 Shelter Report

Owner Surrenders

Owner Surrenders	45
Dogs/Puppies	19
Cats/Kittens	26
Other Animals	0

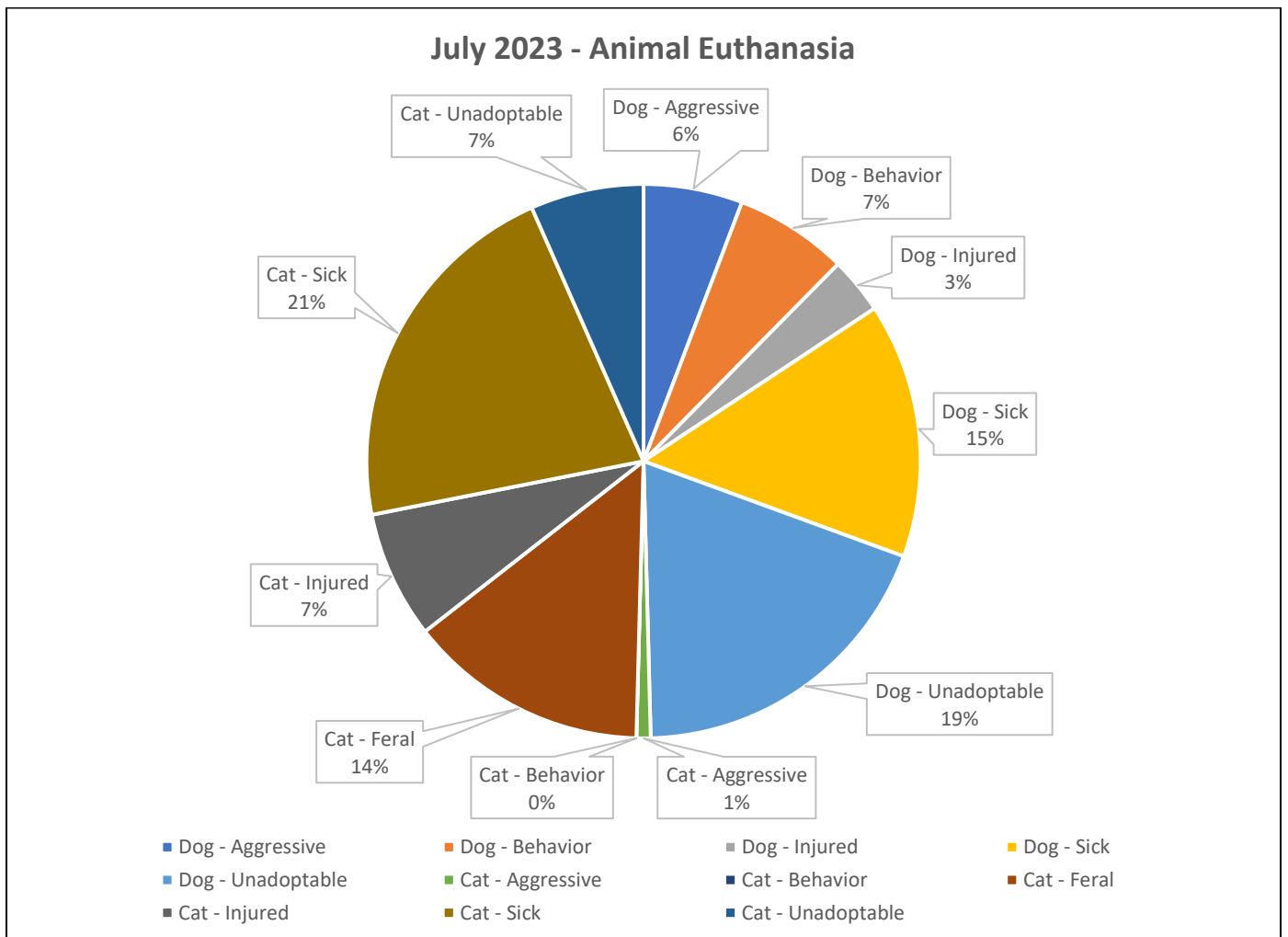
Owner Surrender Reason	45
Aggressive – People	1
Aggressive – Animals	0
Allergies	0
Behavior – Negative	1
Bites/Bitten	0
Cost	2
Family Illness	4
Housing Issue	12
Landlord	4
Military/Deployed	0
No Time	2
Personal	1
Too Many Animals	18



July 2023 Shelter Report

Euthanasia

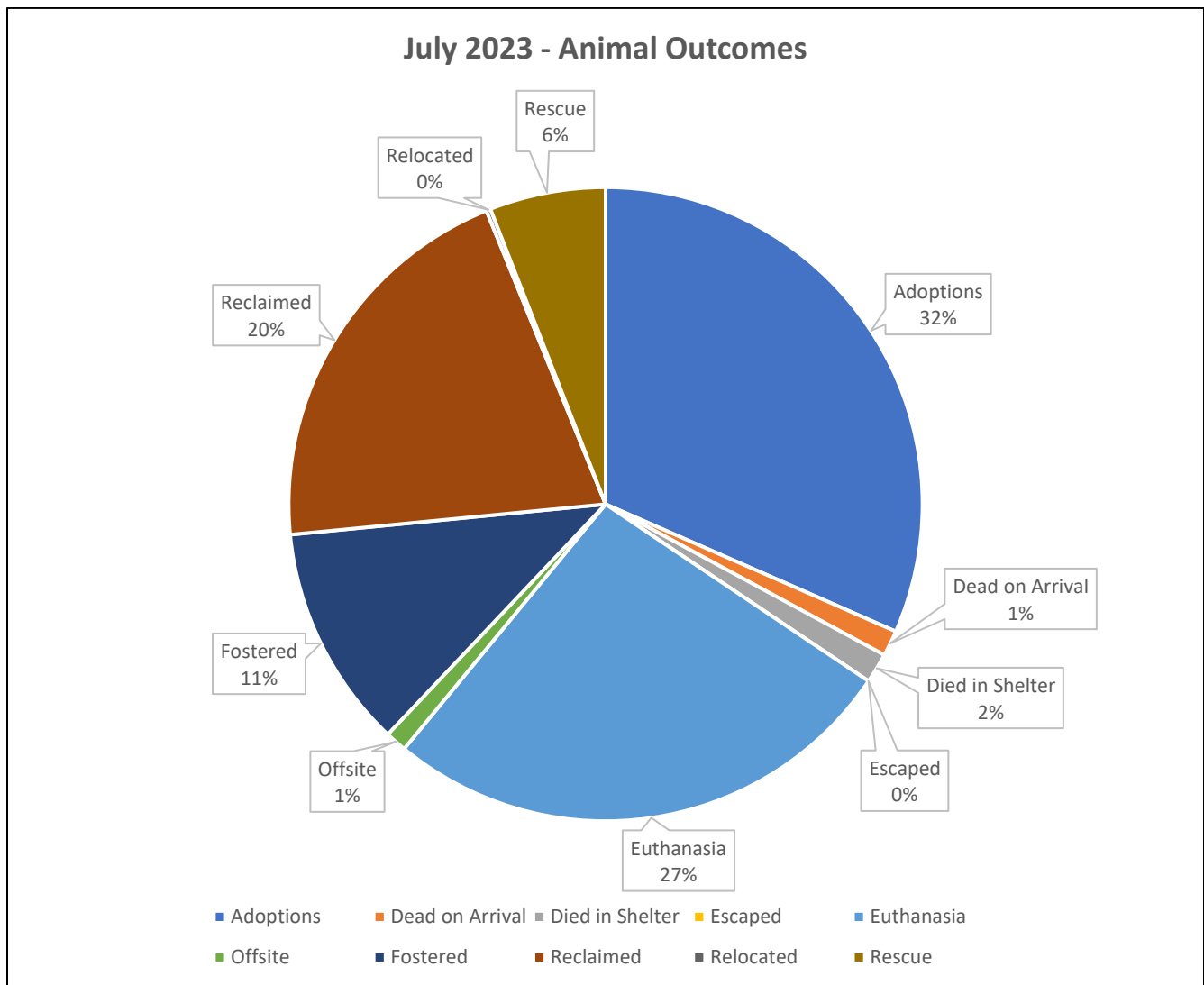
Animal Euthanasia	121
Dogs/Puppies	60
Aggressive	7
Behavior	8
Sick/Injured	22
Unadoptable	23
Cats/Kittens	61
Feral	17
Injured	9
Aggressive	1
Sick	26
Unadoptable	8
Behavior	0



July 2023 Shelter Report

Outcomes

Animal Outcomes	413
Adoptions	144
Dead on Arrival	6
Died in Shelter	7
Escaped	0
Euthanasia	121
Offsite	5
Fostered	52
Reclaimed	93
Relocated	1
Rescue	27

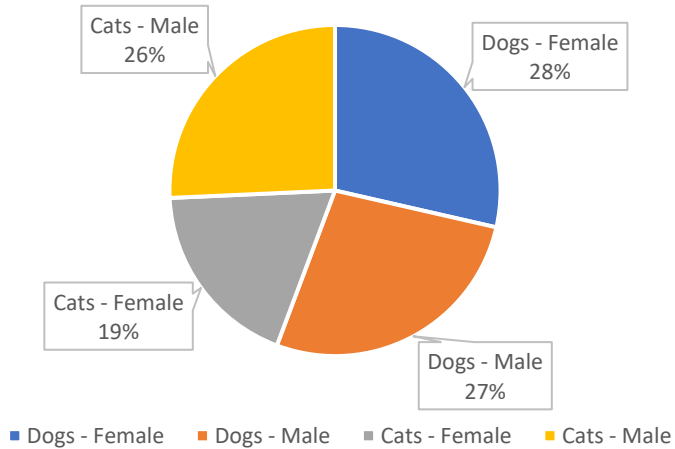


July 2023 Shelter Report

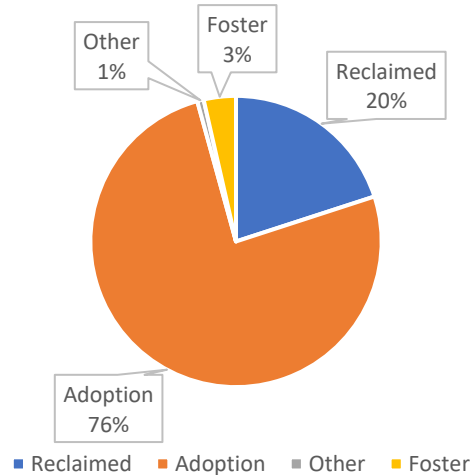
Microchips Issued

Microchips Implanted	140
Dogs – Female	40
Dogs – Male	38
Cats – Female	26
Cats – Male	36
Adoptions	106
Reclaimed	28
Other	1
Foster	5

July 2023 - Microchips Implanted



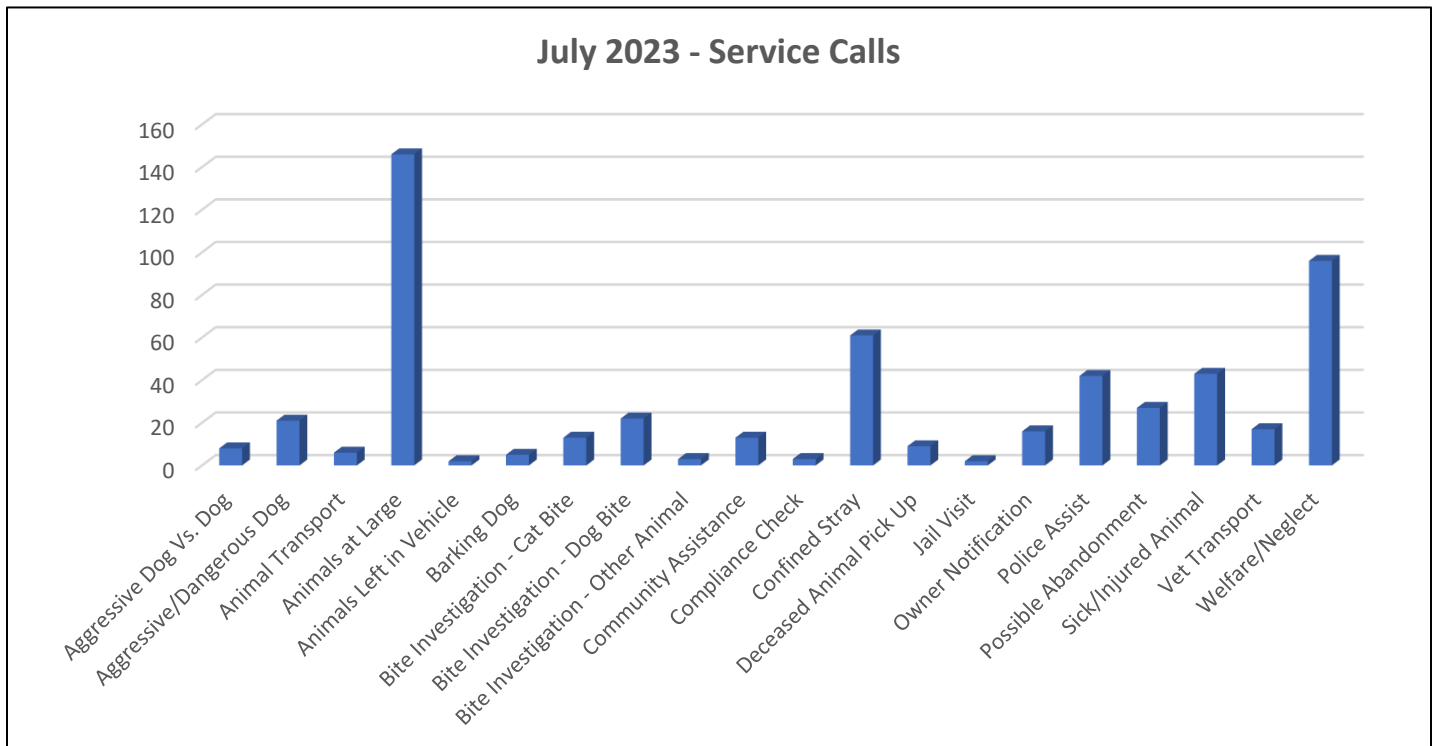
July 2023 - Microchip Reasons



July 2023 Shelter Report

Activity Calls

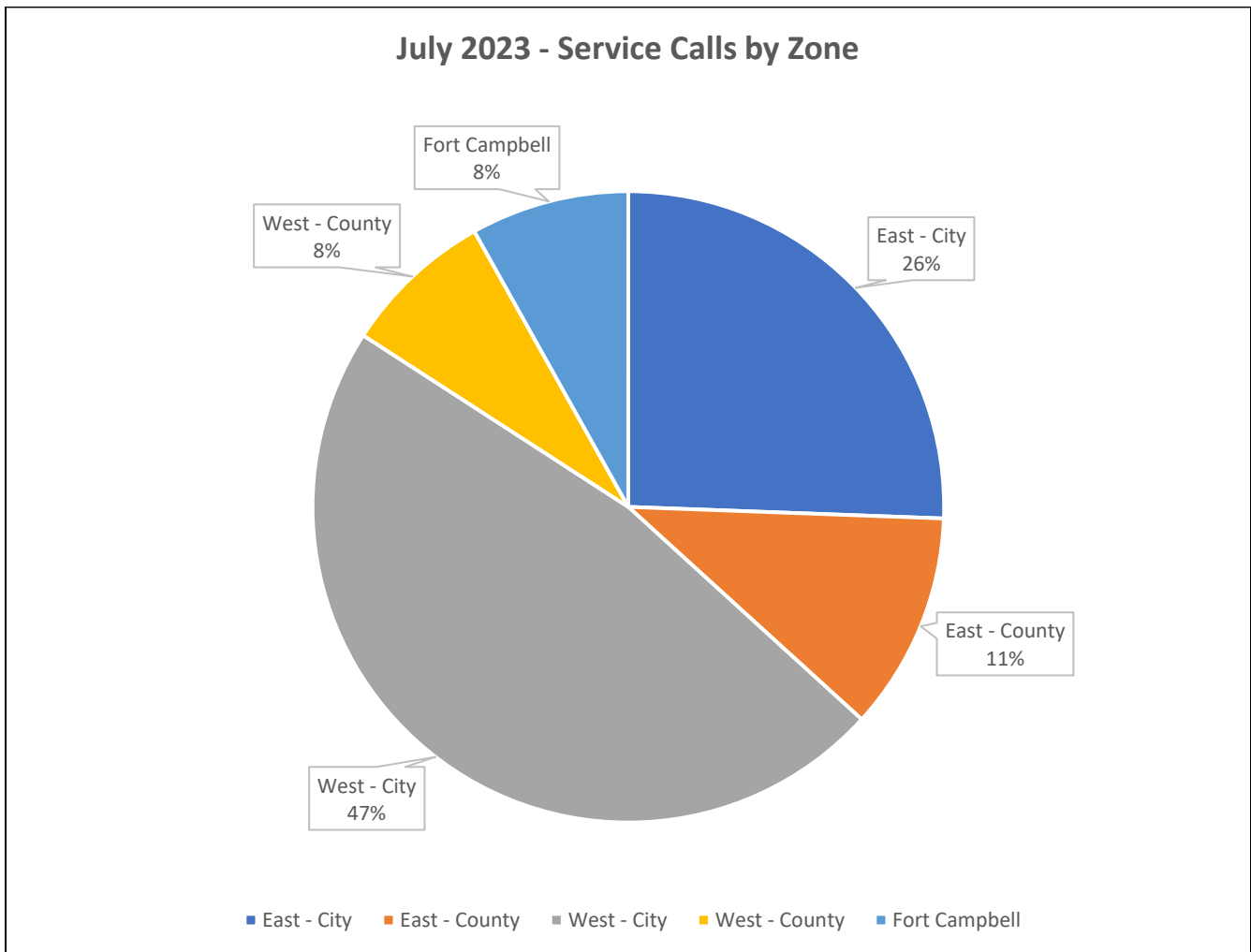
Service Calls	555
Aggressive Dog Vs Dog	21
Aggressive/Dangerous Dog	8
Animal Transport	6
Animal Left in Vehicle	2
Animals at Large	146
Barking Dog	5
Bites involving Cats	13
Bites involving Dogs	22
Bites Other Animals	3
Community Assistance	13
Compliance Check	3
Confined Stray	61
Deceased Animal Pick Up	9
Jail Visit	2
Owner Notification	16
Police Assist	42
Possible Abandonment	27
Sick or Injured Animal	43
Vet Transport	17
Welfare or Neglect Complaint	96



July 2023 Shelter Report

Activity Calls by Zones

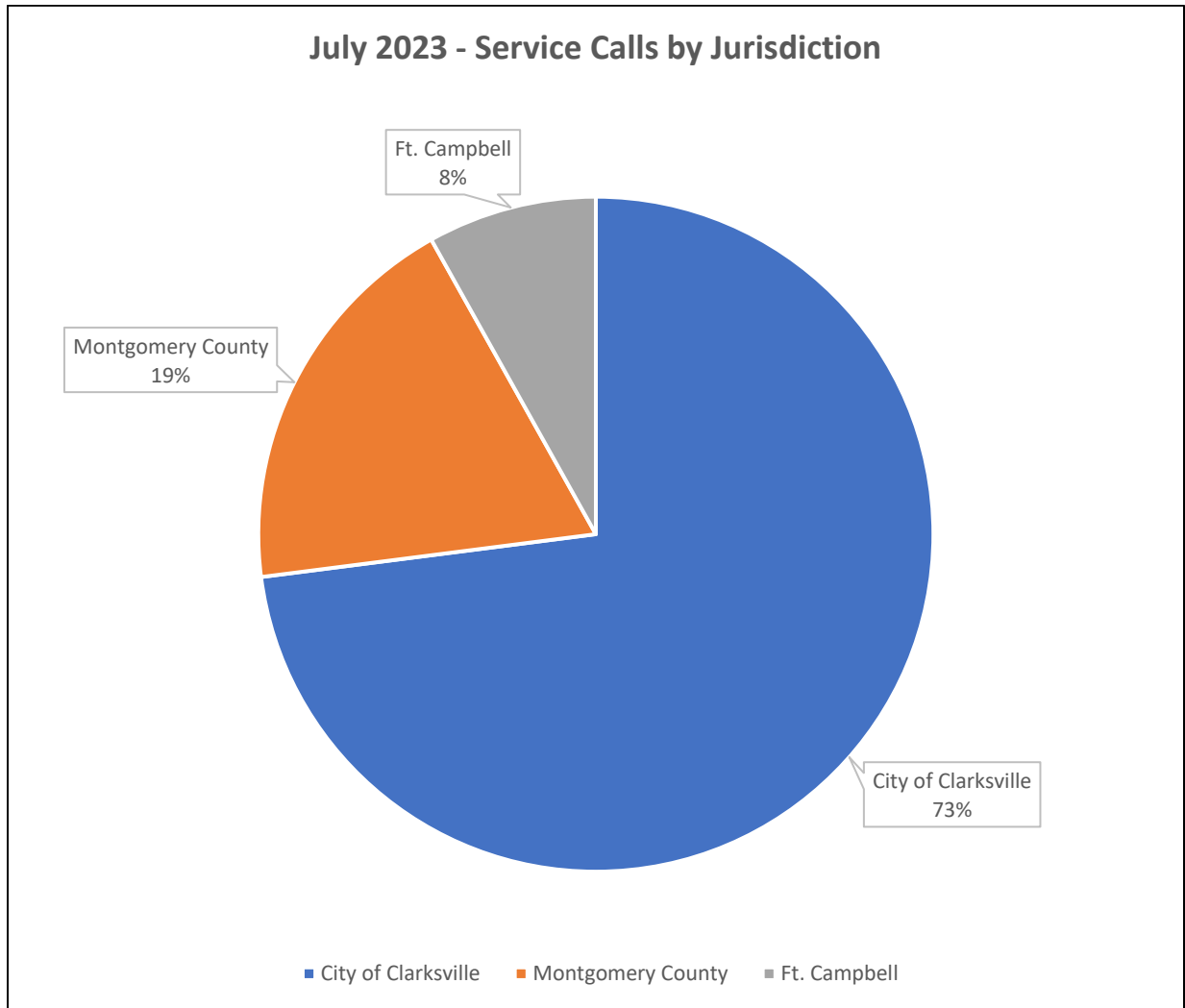
Service Calls by Zone	555
East City	142
East County	62
West City	263
West County	43
Ft. Campbell	45
Other	0



July 2023 Shelter Report

Activity Calls by Jurisdiction

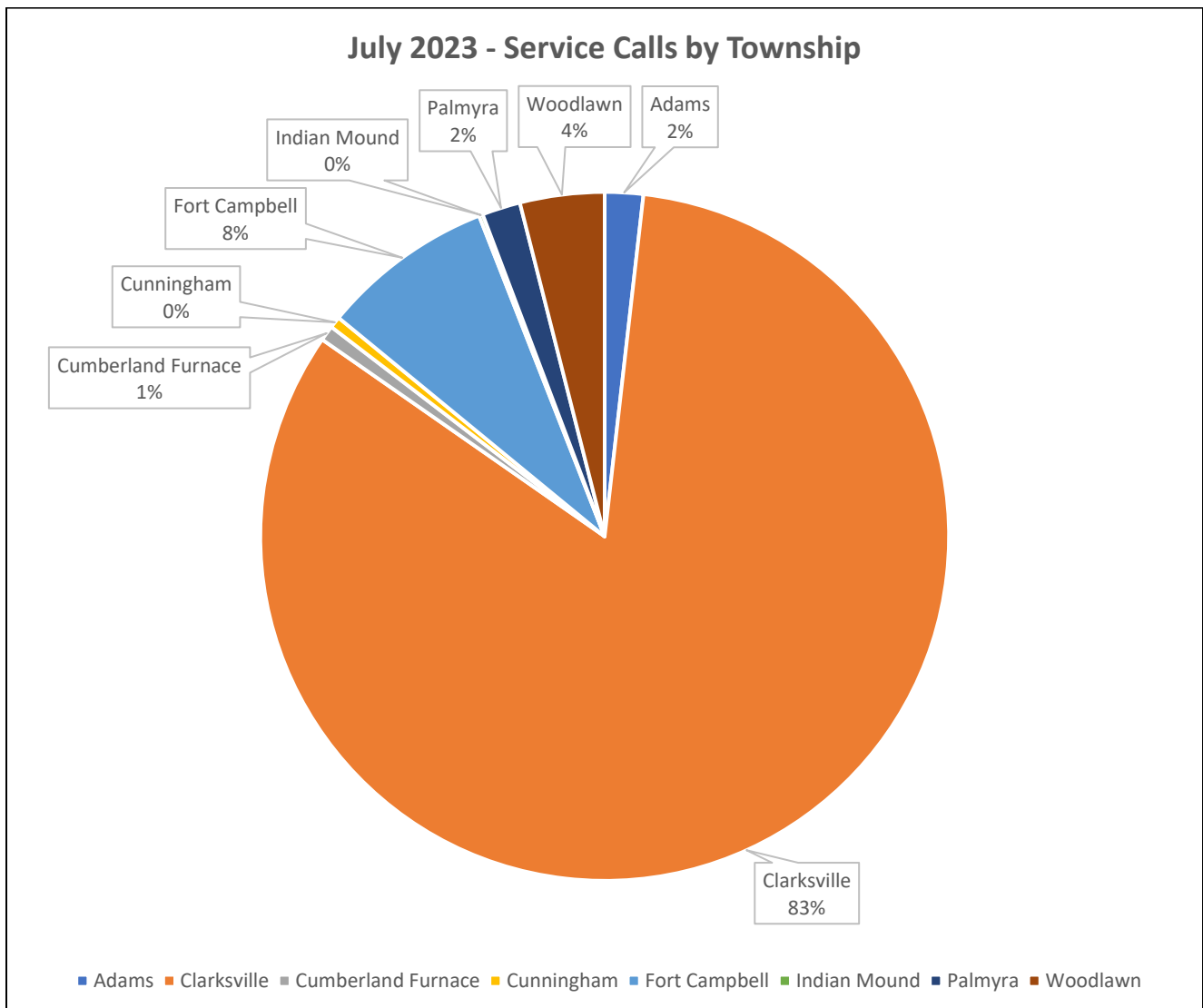
Service Calls by Jurisdiction	555
City of Clarksville	405
Montgomery County	105
Ft. Campbell	45
Out of County	0



July 2023 Shelter Report

Activity Calls by Townships

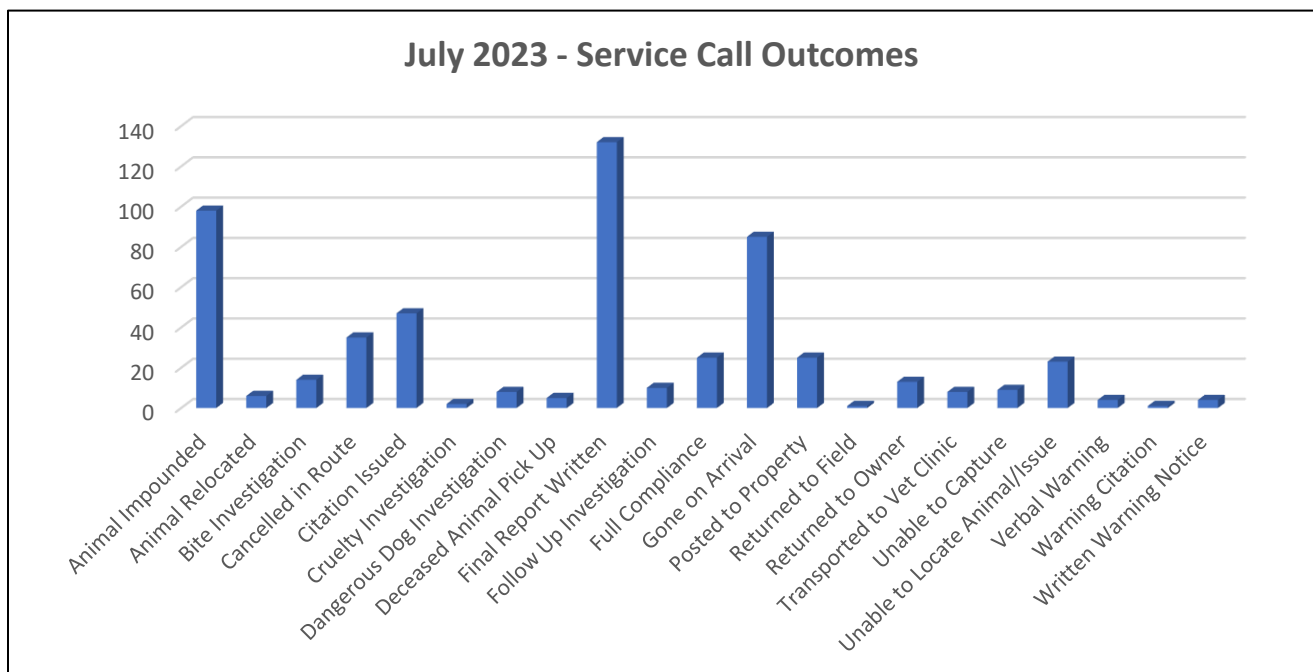
Service Calls by Township	555
Adams	10
Clarksville	460
Cumberland Furnace	4
Cunningham	3
Fort Campbell	45
Indian Mound	1
Palmyra	10
Southside	0
Woodlawn	22
Other	0



July 2023 Shelter Report

Activity Call Outcomes

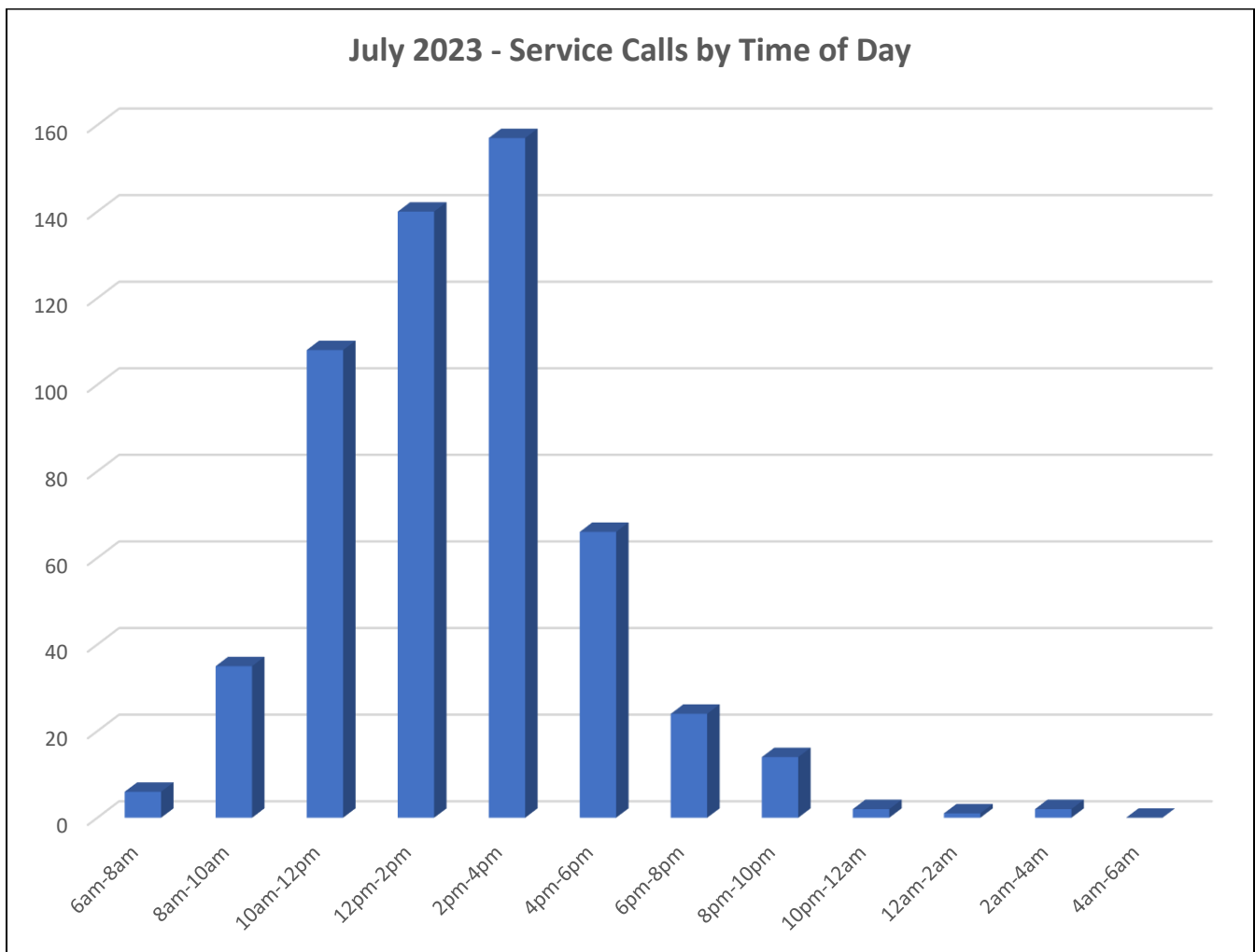
Service Calls Outcomes	555
Animal Impounded	98
Animal Relocated	6
Bite Investigation	14
Cancelled in Route	35
Citation issued	47
Cruelty Investigation	2
Dangerous Dog Investigation	8
Deceased Animal Pick Up	5
Final Report Written	132
Follow Up Investigation	10
Full Compliance	25
Gone on Arrival	85
Pick up Trap	0
Posted to Property	25
Returned to Owner	13
Returned to Field	1
Transported to Vet Clinic	8
Unable to Capture	9
Unable to Locate Animal/Issue	23
Verbal Warning	4
Warning Citation	1
Written Warning Notice	4



July 2023 Shelter Report

Activity by Time of Day

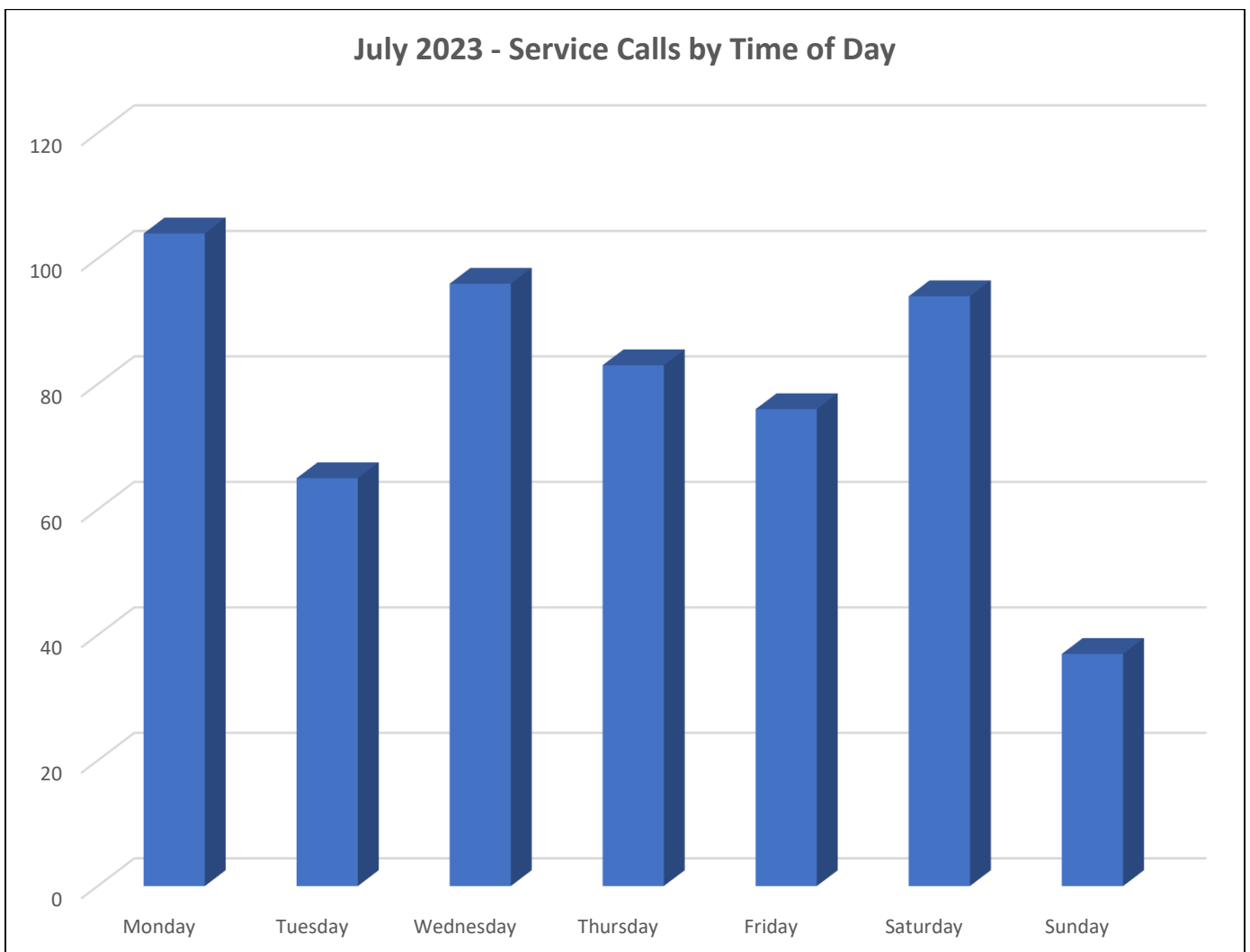
Service Calls by Time of Day	555
6am to 8am	6
8am to 10am	35
10am to 12pm	108
12pm to 2pm	140
2pm to 4pm	157
4pm to 6pm	66
6pm to 8pm	24
8pm to 10pm	14
10pm to 12am	2
12am to 2am	1
2am to 4am	2
4am to 6am	0



July 2023 Shelter Report

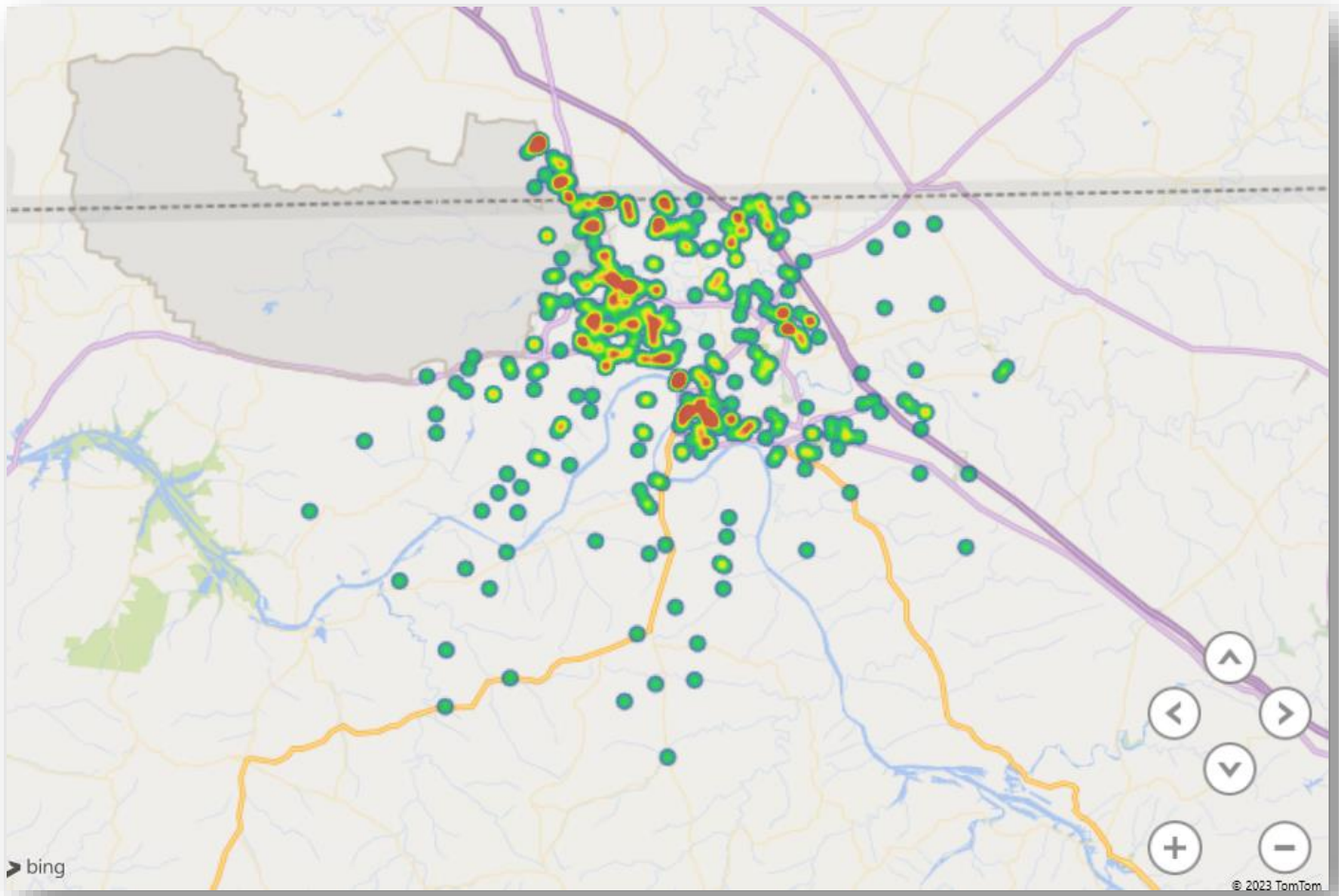
Activity by Day of Week

Service Calls by Day	555
Monday	104
Tuesday	65
Wednesday	96
Thursday	83
Friday	76
Saturday	94
Sunday	37



July 2023 Shelter Report

Activity Heat Map

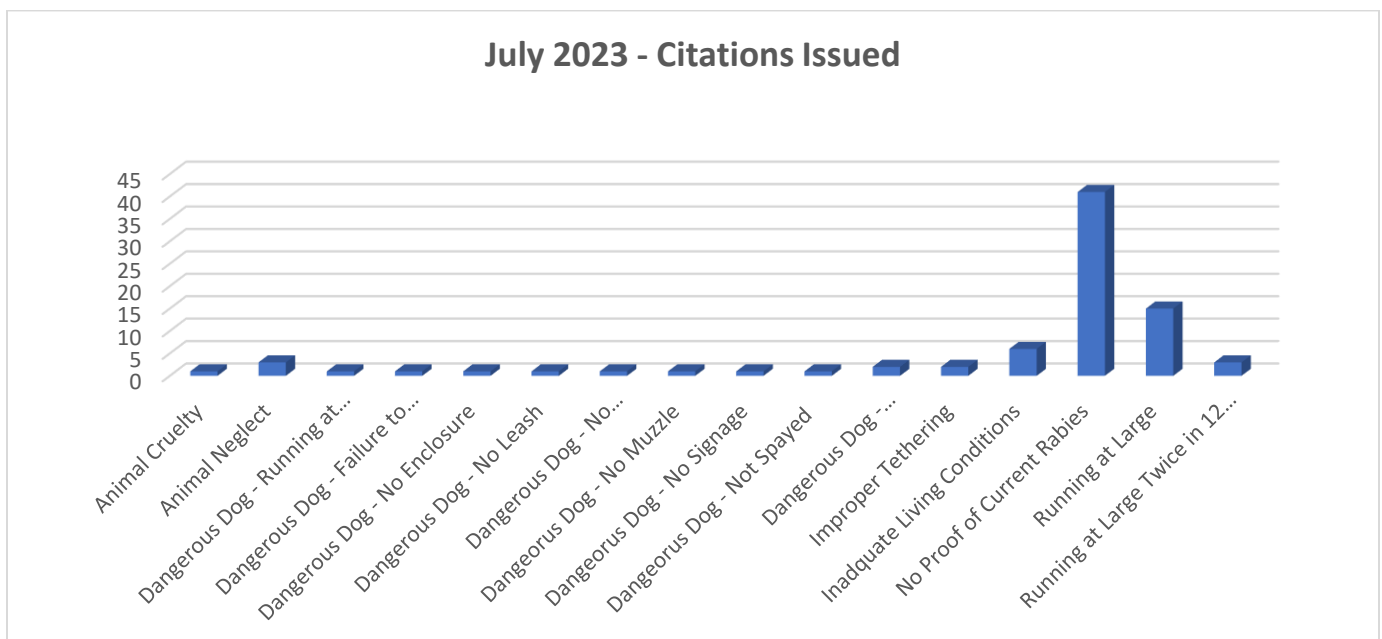


July 2023 Shelter Report

Citations Issued

Citations Issued	81
Animal Cruelty	1
Animal Neglect	3
Dangerous Dog – Running at Large	1
Dangerous Dog – Failure to Notify	1
Dangerous Dog – No Enclosure	1
Dangerous Dog – No Leash	1
Dangerous Dog – No Microchip	1
Dangerous Dog – No Muzzle	1
Dangerous Dog – No Signage	1
Dangerous Dog – Not Spayed	1
Dangerous Dog – Unsupervised	2
Improper Tethering	2
Inadequate Living Conditions	6
No Proof of Current Rabies	41
Running at Large	15
Running at Large Twice in 12 Months	3

Citation Outcomes	81
Sent to General Sessions	45
Rectified Prior to Court	26
Pending	4
Warning Citation	6



2023 Totals

Activity	Jan.	Feb.	Mar.	Apr.	May	Jun.	Jul.	Aug.	Sep.	Oct.	Nov.	Dec.	Total	2022	% Change
Owner Surrenders	49	50	56	63	70	41	52						381		
Intakes	348	334	354	386	478	427	426						2,753		
Stray Dog	148	139	179	172	198	166	185						1,187		
Stray Cat	85	74	57	101	134	141	114						1,006		
Calls for Service	641	609	745	703	742	667	555						4,662		
Euthanasia dog	42	34	47	46	48	66	60						343		
Euthanasia Cat	15	15	21	17	16	34	61						179		
Microchips Issued	109	123	123	124	160	131	140						910		
Adoptions	122	130	121	106	147	131	144						901		
Rescue/Transfer	68	44	54	70	39	52	23						350		
Incoming Phone Calls	2,347	1,913	2,345	2,225	2,540	2,246	2,266						15,882		

Live Release Rate%	Jan.	Feb.	Mar.	Apr.	May	Jun.	Jul.	Aug.	Sep.	Oct.	Nov.	Dec.	Total	2022	% Change
Dogs	89%	83%	81%	80%	82%	71%	75%						80%		
Cats	91%	84%	78%	83%	85%	72%	57%						79%		
Total Live Release	90%	83%	80%	81%	82%	71%	68%						79%		

2022 Totals

Activity	Jan.	Feb.	Mar.	Apr.	May	Jun.	Jul.	Aug.	Sep.	Oct.	Nov.	Dec.	Total	2021	% Change
Owner Surrenders	31	110	75	41	31	56	36	47	54	48	49	52	661	633	4%
Intakes	234	320	329	313	384	396	313	508	456	434	369	382	4,438	3,761	15%
Stray Dog	114	109	150	108	119	129	158	202	171	153	166	192	1,792	1,435	20%
Stray Cat	67	47	80	129	195	175	91	177	164	146	78	62	1,411	1,065	25%
Calls for Service	397	409	614	615	592	628	637	649	630	642	636	681	7,130	5,328	25%
Euthanasia dog	19	32	27	21	24	35	36	64	55	27	50	64	419	232	45%
Euthanasia Cat	11	27	30	18	29	84	42	52	73	66	46	18	383	350	8%
Microchips Issued	128	99	150	123	140	144	193	172	128	170	135		1,438	1,636	-12%
Adoptions	137	99	142	122	110	142	184	187	141	186	122	177	1,607	1,523	5%
Rescue/Transfer	60	68	75	131	77	68	35	85	83	63	46	67	790	972	-18%
Incoming Phone Calls	**	**	**	**	**	**	**	**	**	2,400	2,192	2,155	6,747	---	---

Live Release Rate%	Jan.	Feb.	Mar.	Apr.	May	Jun.	Jul.	Aug.	Sep.	Oct.	Nov.	Dec.	Total	2021	% Change
Dogs	89.4%	83%	87%	91%	88%	85%	86%	76%	76%	89%	76%	77%	84%	86%	-2%
Cats	90%	73%	75%	88%	78%	54%	71%	71%	56%	65%	60%	87%	72%	72%	0%
Total Live Release	89.4%	80%	83%	90%	84%	72%	80%	74%	67%	78%	71%	81%	80%	85%	-5%

