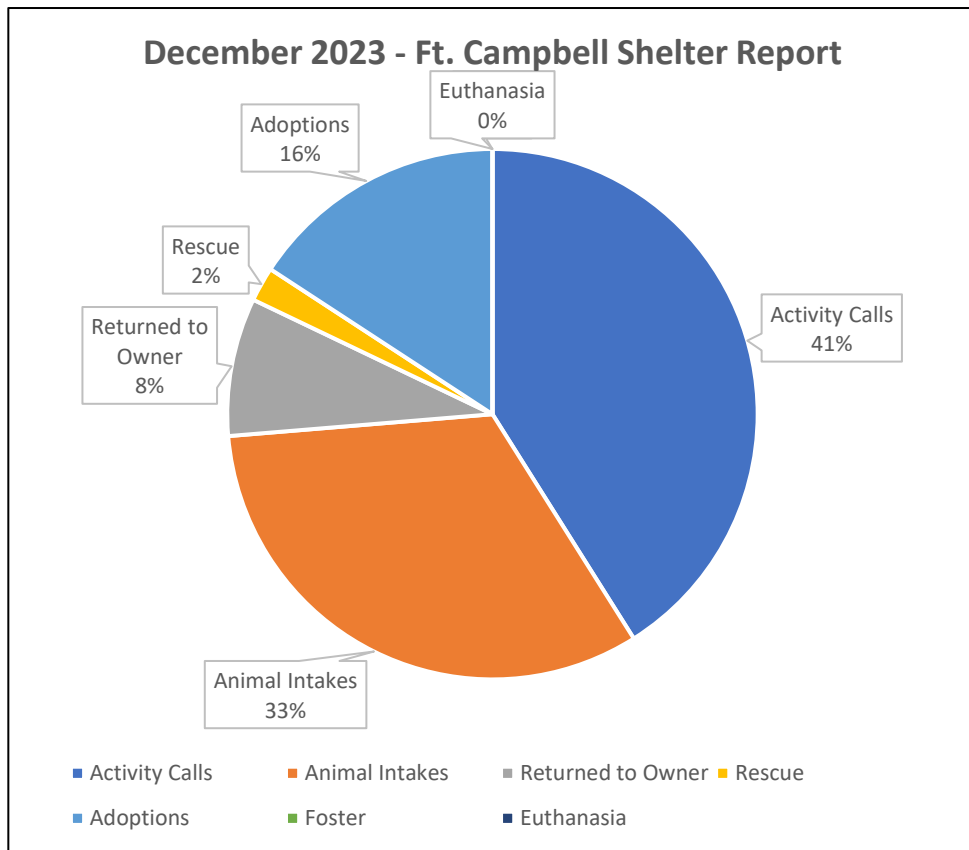




December 2023 Ft. Campbell Shelter Report

December 2023	
Activity Calls	38
Animal Intakes	31
Dogs	16
Cats	14
Other	0
<i>Incoming Per Day</i>	2.16
Returned to Owner	8
Dogs – In Field	2
Cats – In Field	0
Dogs – From Shelter	6
Cats – From Shelter	0
Rescue Transfers	2
Dogs Transferred	2
Cats Transferred	0
Animals Adopted	15
Dogs Altered	1
Dogs Unaltered	3
Cats Altered	0
Cats Unaltered	10
Rabbit	1
Fostered	0
Dogs Fostered	0
Cats Fostered	0
Euthanasia	0
Dogs Euthanized	0
Cats Euthanized	0
TNR/Returned to Field	0
Visitors to Shelter	83
Avg. Visitors per Day	5

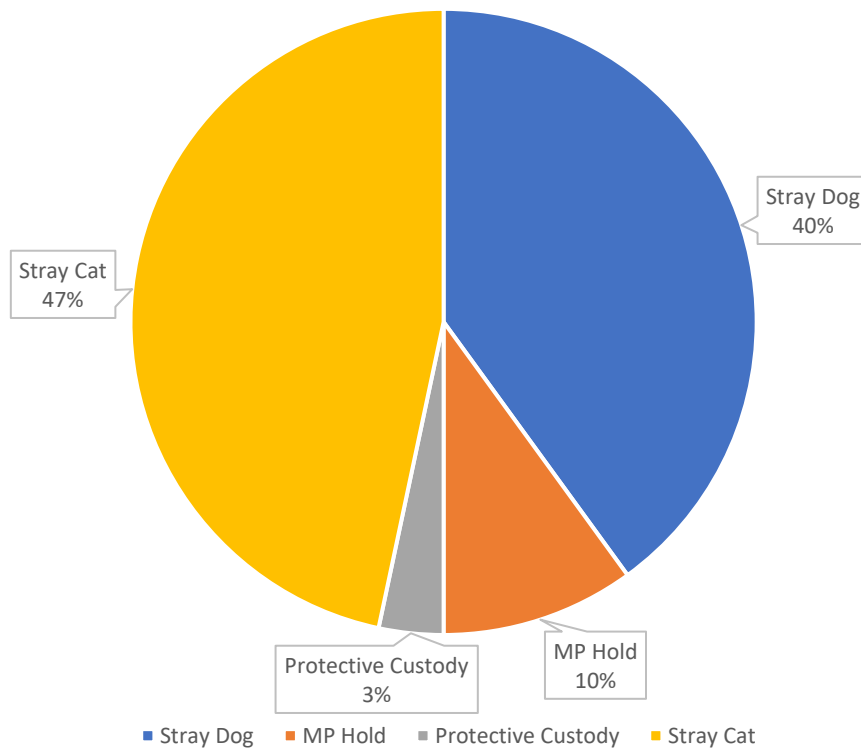


December 2023 Ft. Campbell Shelter Report

Animal Intake Reasons

Intake Reasons	31
Stray Dog	12
Stray Cat	14
MP Hold	3
Returned Adoption	0
Abandoned	0
Protective Custody	1

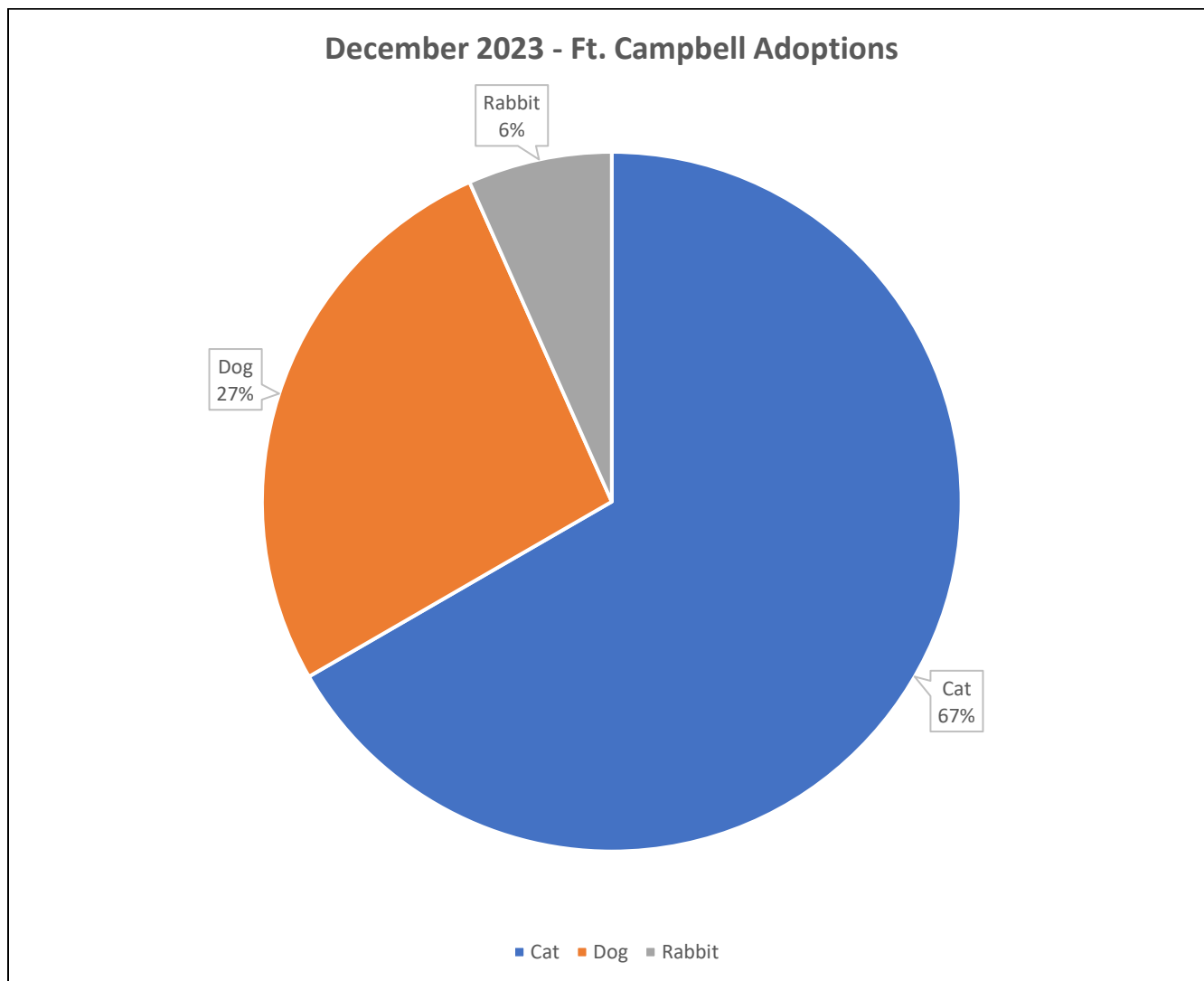
December 2023 - Ft. Campbell Animal Intake



December 2023 Ft. Campbell Shelter Report

Animal Adoptions

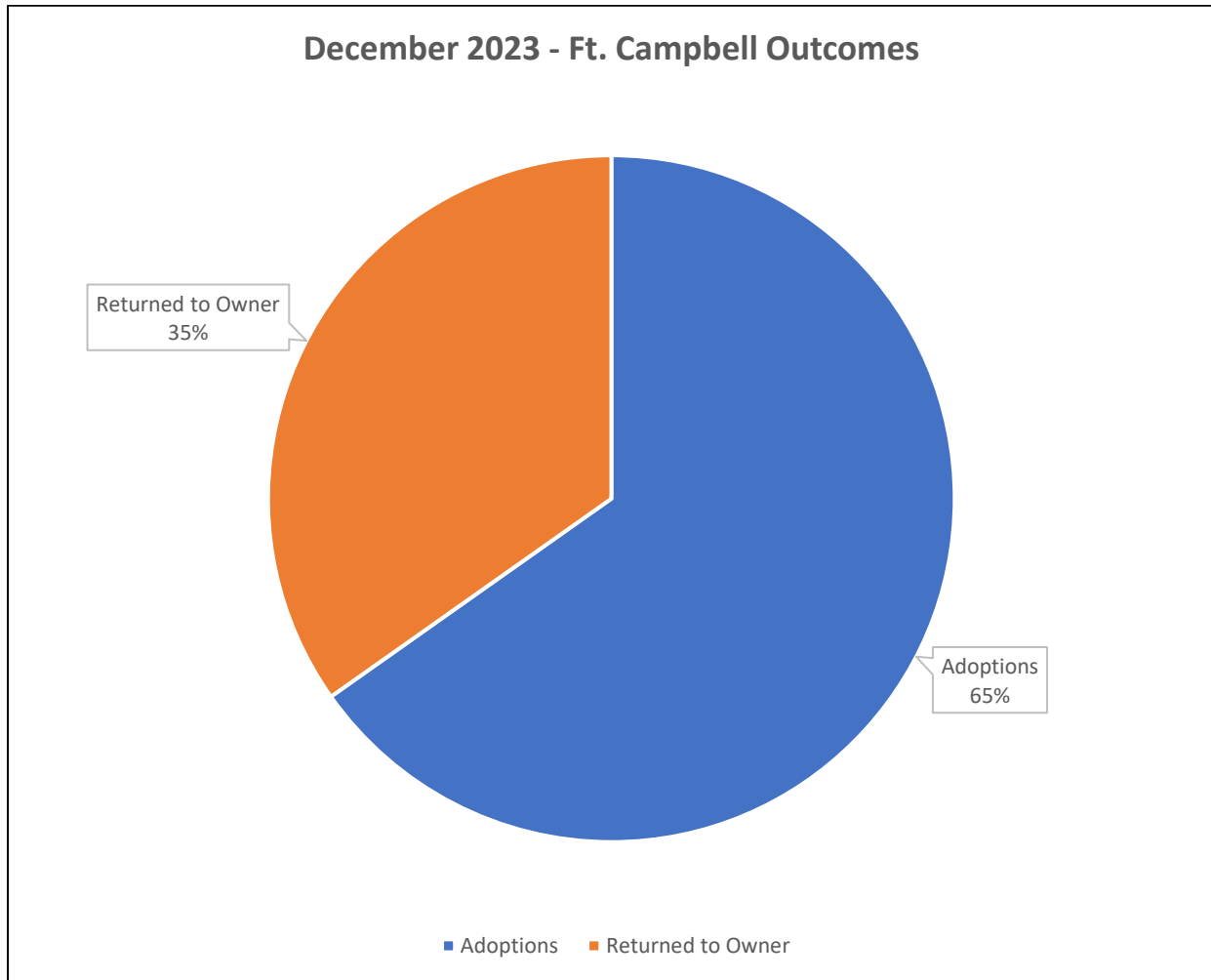
Adoptions	15
Dogs/Puppies	4
Cats/Kittens	10
Other Animals	1



December 2023 Ft. Campbell Shelter Report

Outcomes

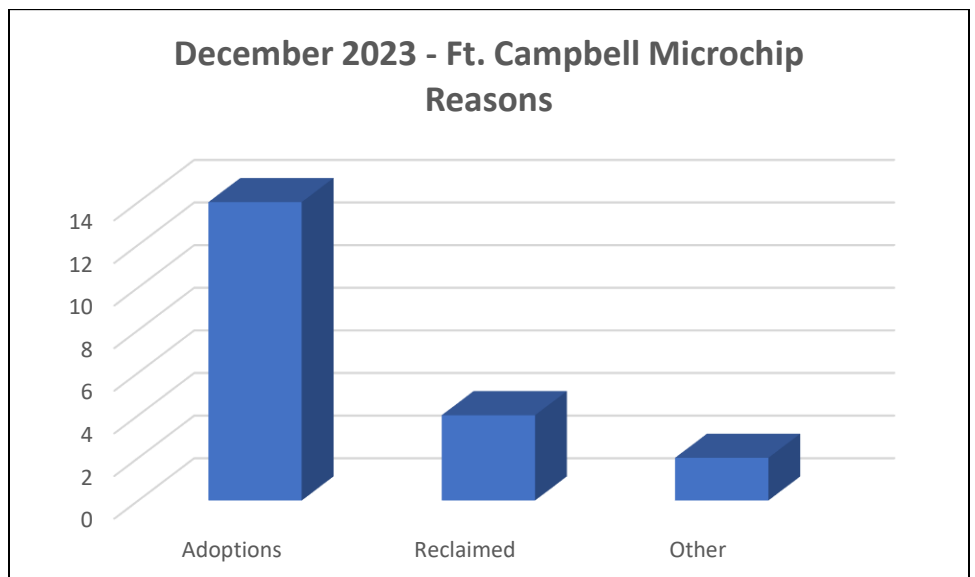
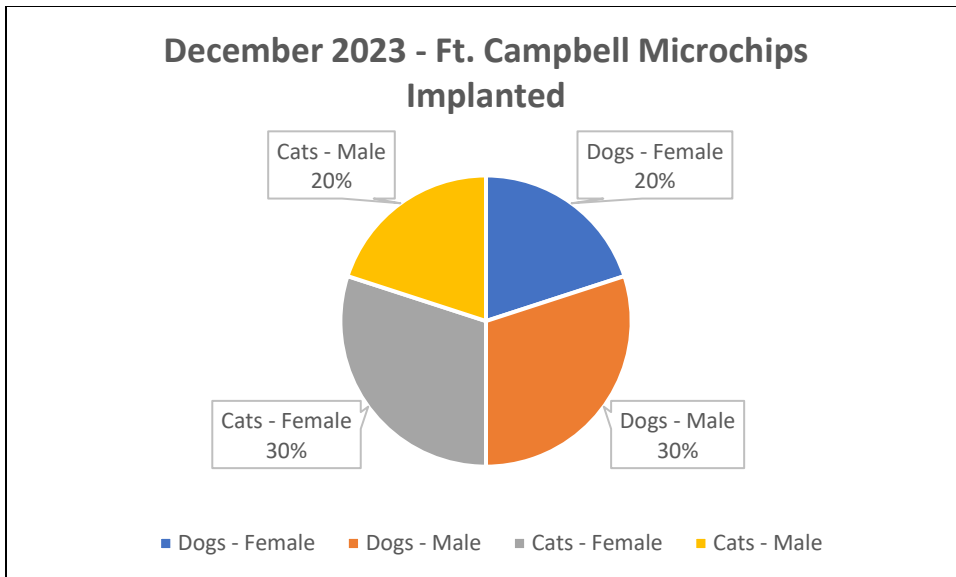
Animal Outcomes	23
Adoptions	15
Fostered	0
Reclaimed	8
Transferred to Rescue	0
Euthanasia	0
Dead on Arrival	0



December 2023 Ft. Campbell Shelter Report

Microchips Issued

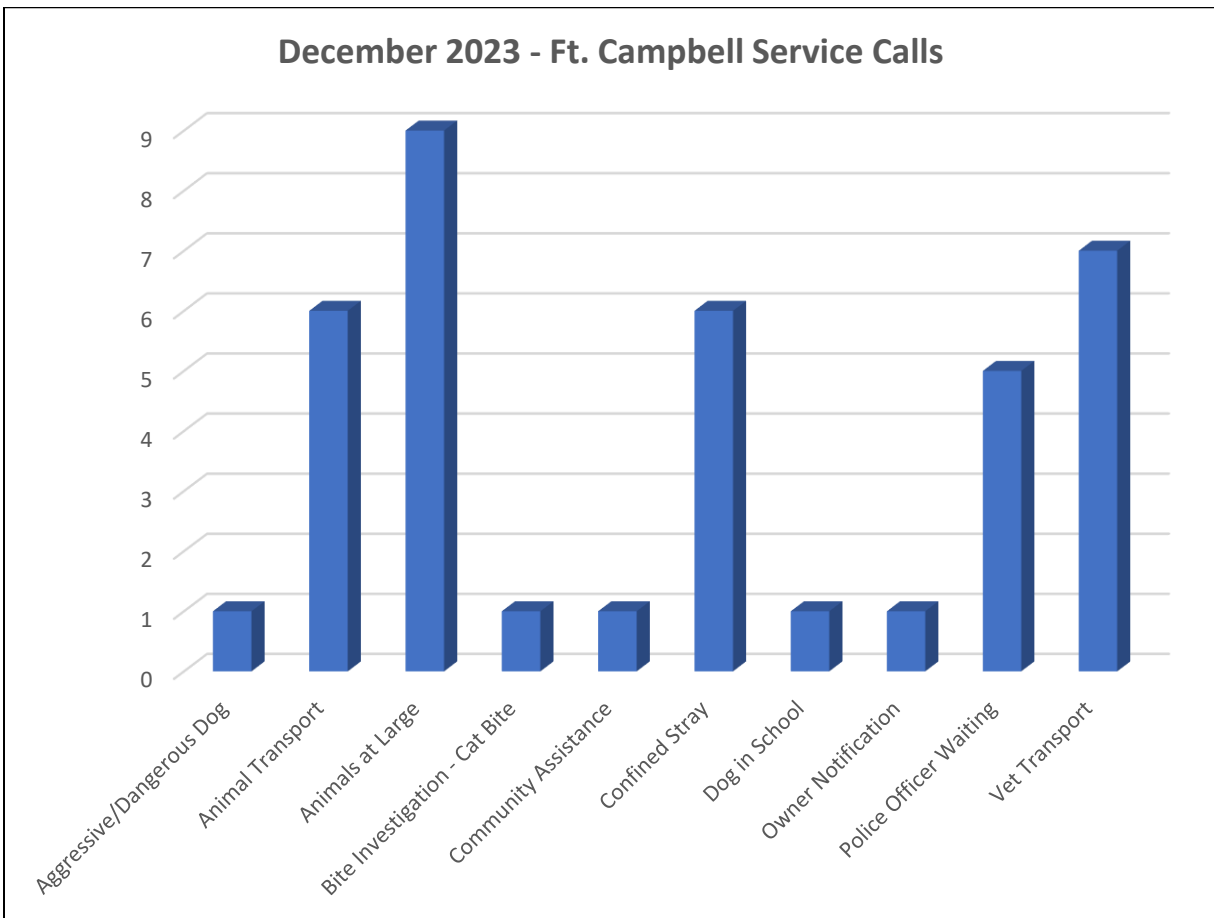
Microchips Implanted	14
Dogs – Female	7
Dogs – Male	3
Cats – Female	1
Cats – Male	3
Adoptions	9
Reclaimed	5
Other	0



December 2023 Ft. Campbell Shelter Report

Activity Calls

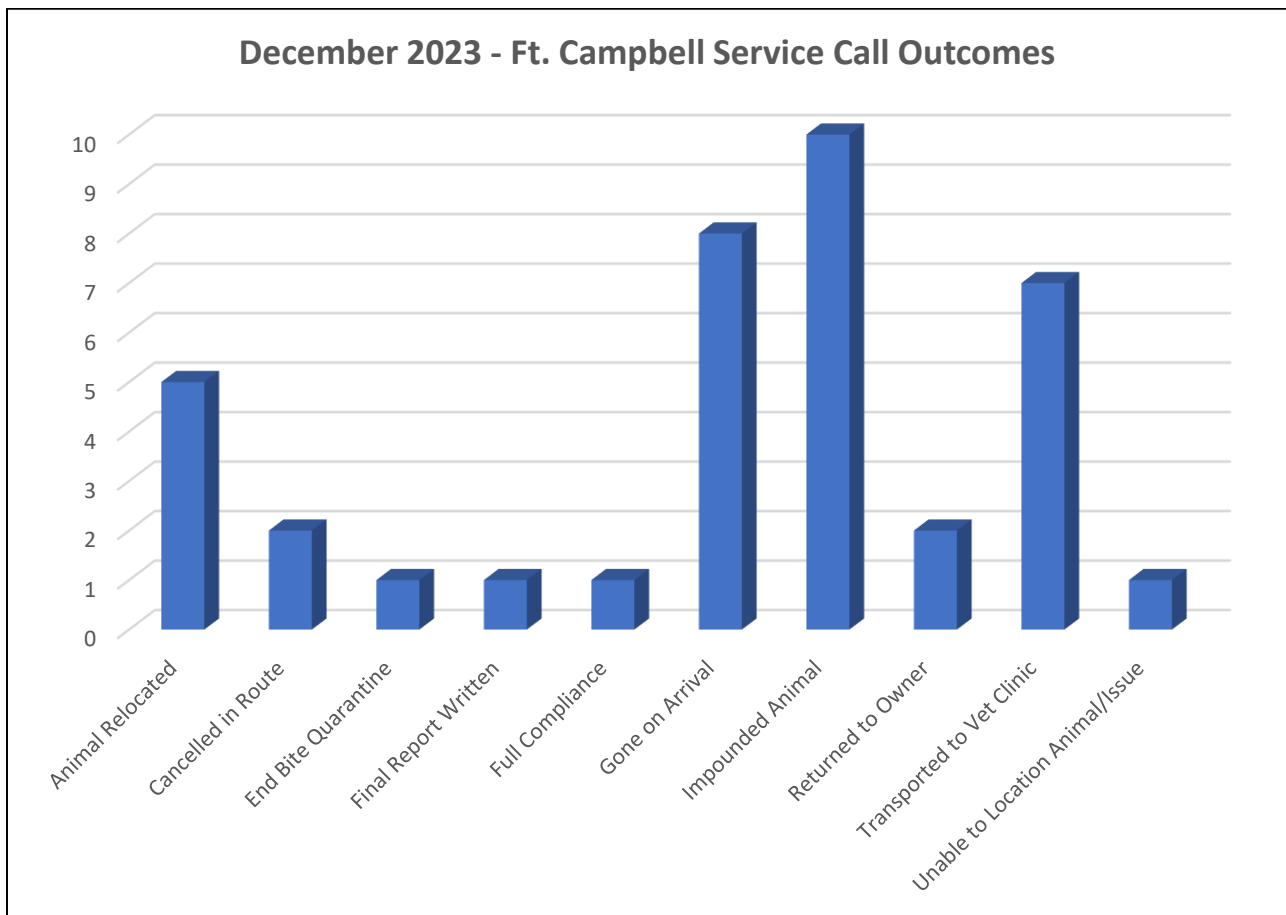
Service Calls	38
Animal Transport	6
Aggressive/Dangerous Dog	1
Animals at Large	9
Bite Investigation	1
Community Assist	1
Compliance Check	0
Confined Stray	6
Dog in School	1
Owner Notification	1
Police Assist	5
Vet Transport	7
Sick/Injured Animal	0
Welfare/Neglect	0



December 2023 Ft. Campbell Shelter Report

Activity Call Outcomes

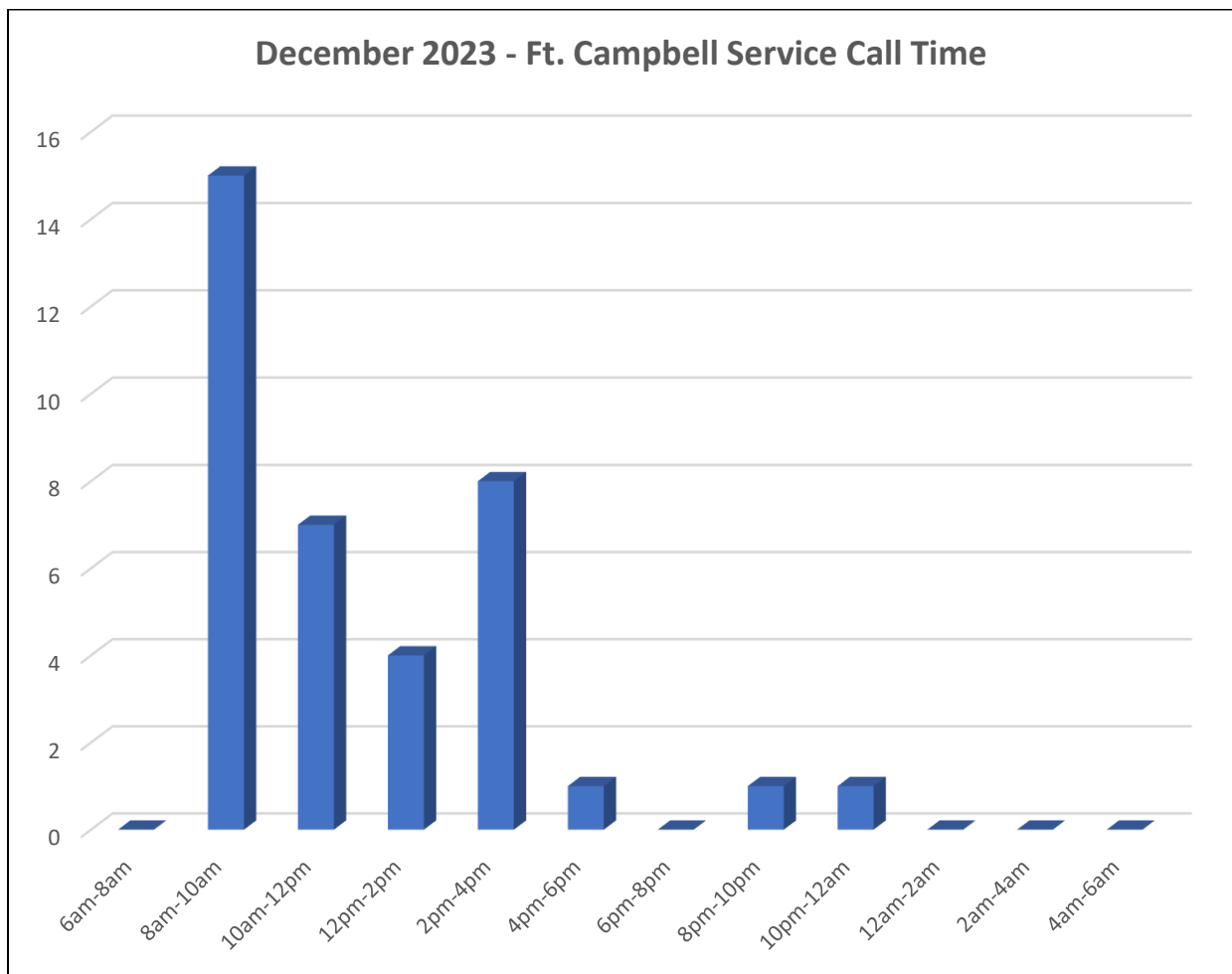
Service Calls Outcomes	38
Animal Impounded	10
Animal Relocated	5
Cancelled in Route	2
Bite Investigation	1
Final Report Written	1
Full Compliance	1
Gone on Arrival	8
Posted to Property	0
Returned to Owner	2
Transported to Vet Clinic	7
Unable to Locate Animal/Issue	1
Unable to Capture	0
Deceased Animal Pick Up	0
	0



December 2023 Ft. Campbell Shelter Report

Activity by Time of Day

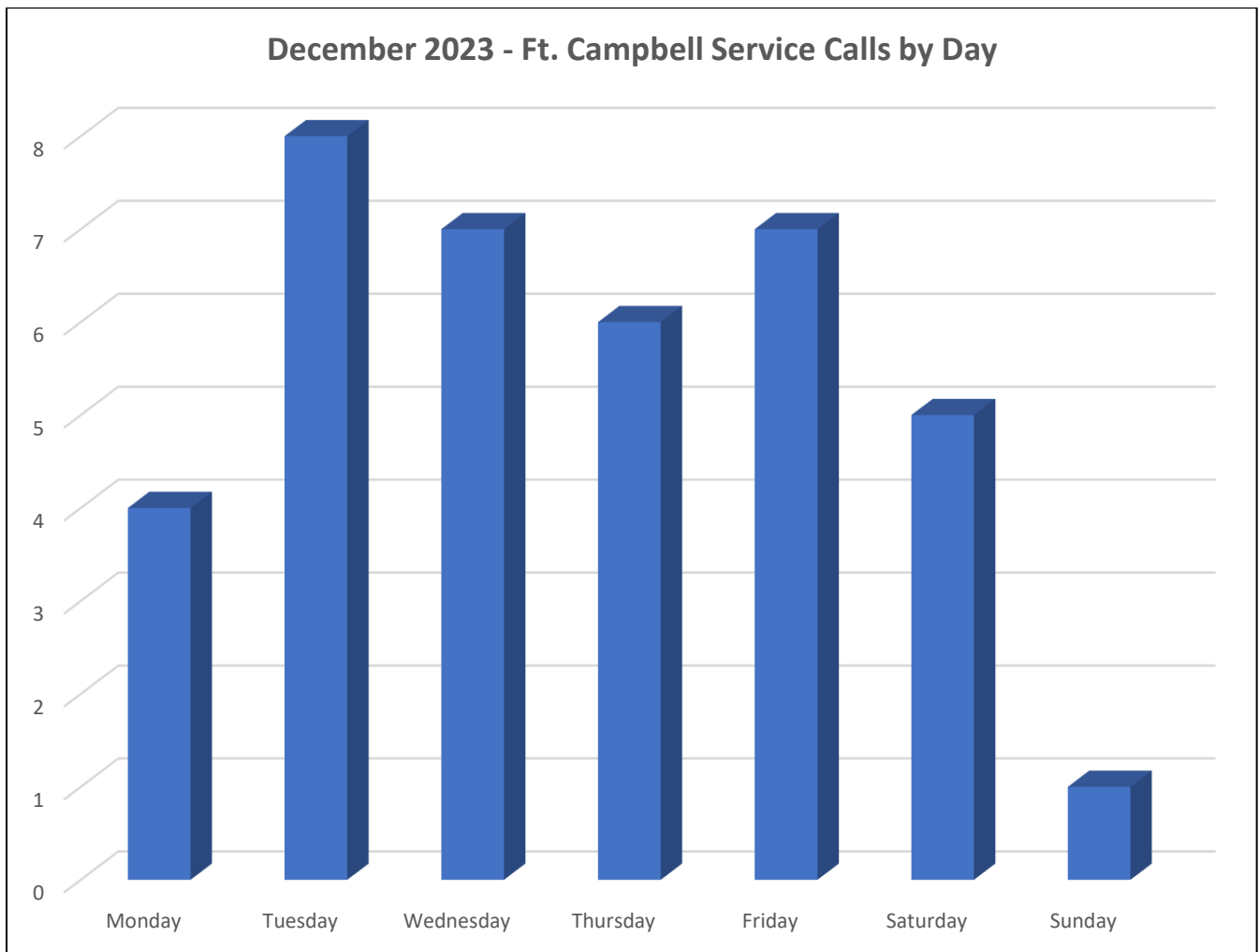
Service Calls by Time of Day	38
6am to 8am	0
8am to 10am	15
10am to 12pm	7
12pm to 2pm	4
2pm to 4pm	8
4pm to 6pm	1
6pm to 8pm	0
8pm to 10pm	1
10pm to 12am	1
12am to 2am	0
2am to 4am	0
4am to 6am	0



December 2023 Ft. Campbell Shelter Report

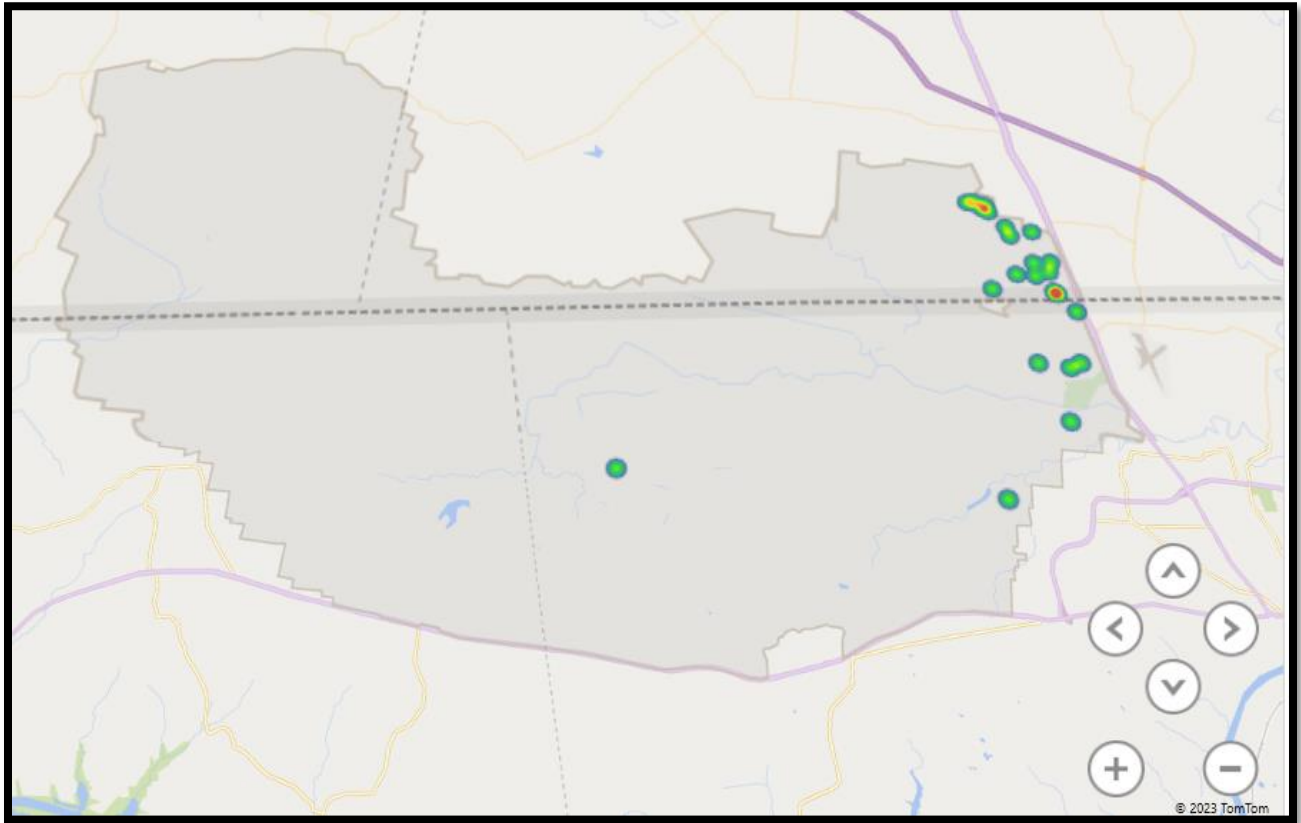
Activity by Day of Week

Service Calls by Day	38
Monday	4
Tuesday	8
Wednesday	7
Thursday	6
Friday	7
Saturday	5
Sunday	1



December 2023 Ft. Campbell Shelter Report

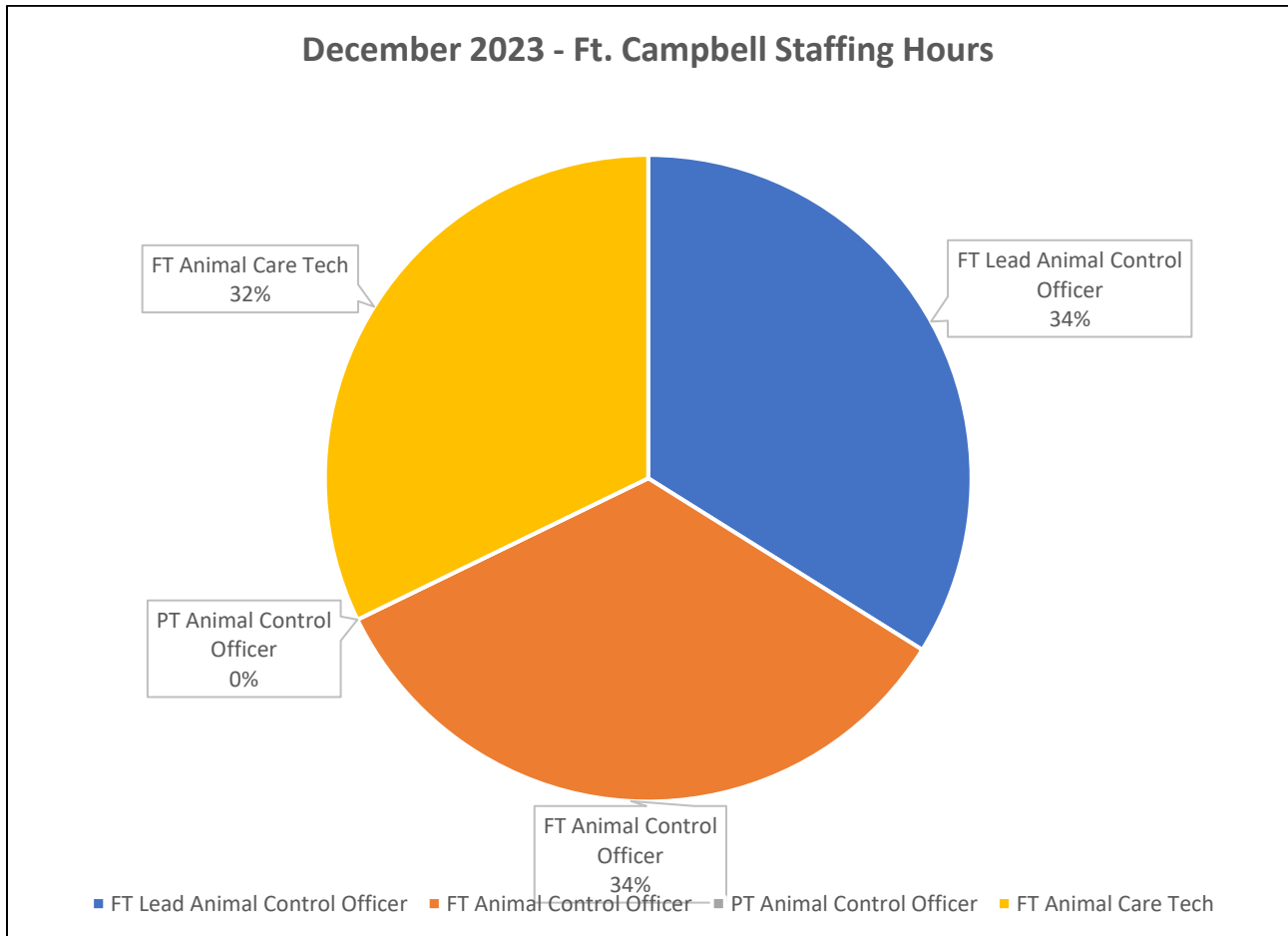
Activity Heat Map



December 2023 Ft. Campbell Shelter Report

Personnel Staffing Hours

Personnel Hours	647.5
FT Lead Animal Control Officer	219.5
FT Animal Control Officer	219.5
PT Animal Control Officer	0
FT Animal Care Tech	208.5



2023 Totals

Activity	Jan.	Feb.	Mar.	Apr.	May	Jun.	Jul.	Aug.	Sep.	Oct.	Nov.	Dec.	Total	2022	% Change
Owner Surrenders	0	0	0	0	0	0	0	0	0	0	0	0	0	0	0
Intakes	43	27	26	34	48	36	42	47	57	29	39	31	405	375	7.4%
Stray Dog	13	11	16	14	31	16	22	19	23	10	12	12	168	142	15.4%
Stray Cat	12	6	6	12	13	14	9	16	27	18	22	14	156	107	31.4%
Calls for Service	29	41	48	51	69	51	45	37	40	37	36	38	453	307	32%
Euthanasia dog	2	1	1	1	1	1	1	1	1	1	1	0	11	8	27%
Euthanasia Cat	1	0	1	2	0	1	0	2	4	4	4	0	19	4	78%
Microchips Issued	9	12	17	6	26	15	17	16	19	14	14	14	153	152	.6%
Adoptions	8	9	8	9	18	11	16	15	15	27	13	15	146	101	31%
Rescue/Transfer	2	4	4	2	3	2	0	3	0	6	10	0	33	--	--
Incoming Phone Calls	n/a	n/a	n/a	n/a	n/a	n/a	n/a	n/a	n/a	n/a	n/a	n/a	n/a	--	--

Live Release Rate%	Jan.	Feb.	Mar.	Apr.	May	Jun.	Jul.	Aug.	Sep.	Oct.	Nov.	Dec.	Total	2022	% Change
Dogs	89%	96%	93%	95%	95%	95%	96%	96%	93%	94%	96%	100%	95%	95%	0%
Cats	92%	100%	91%	60%	100%	88%	100%	80%	80%	83%	75%	100%	87.4%	94%	-7.5%
Total Live Release	90%	98%	92%	90%	96%	93%	97%	91%	86%	87.5%	88%	100%	92.4%	94%	-1.7%