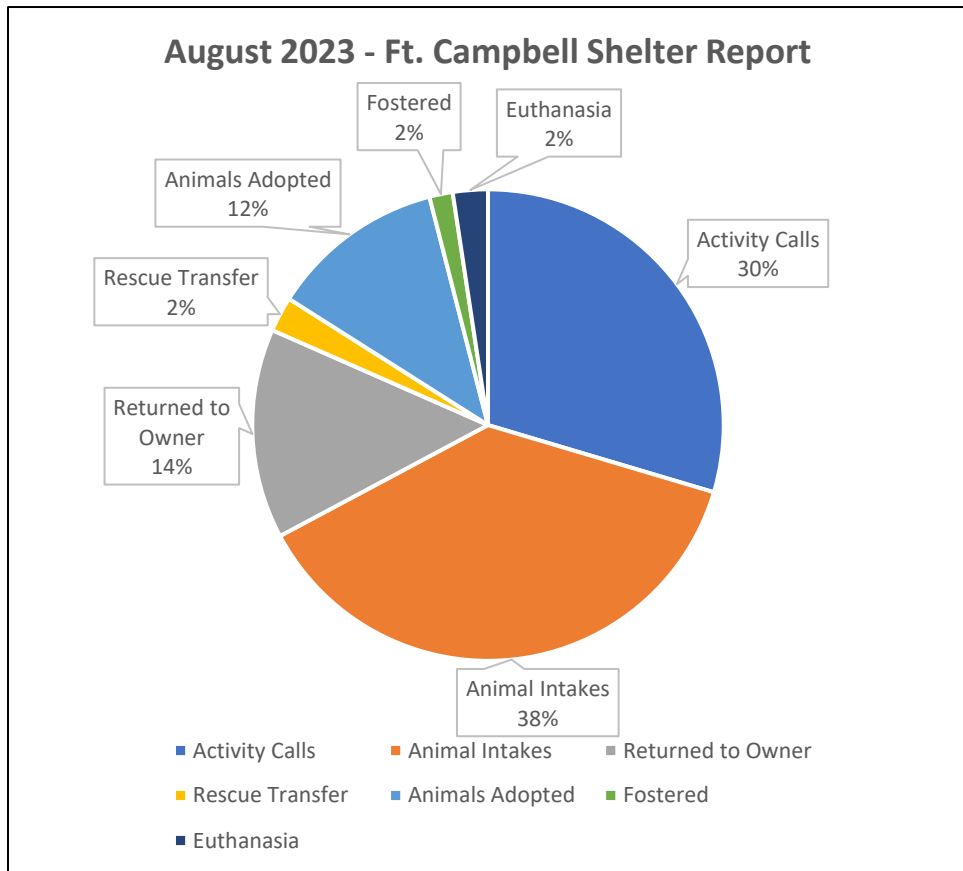




## August 2023 Ft. Campbell Shelter Report

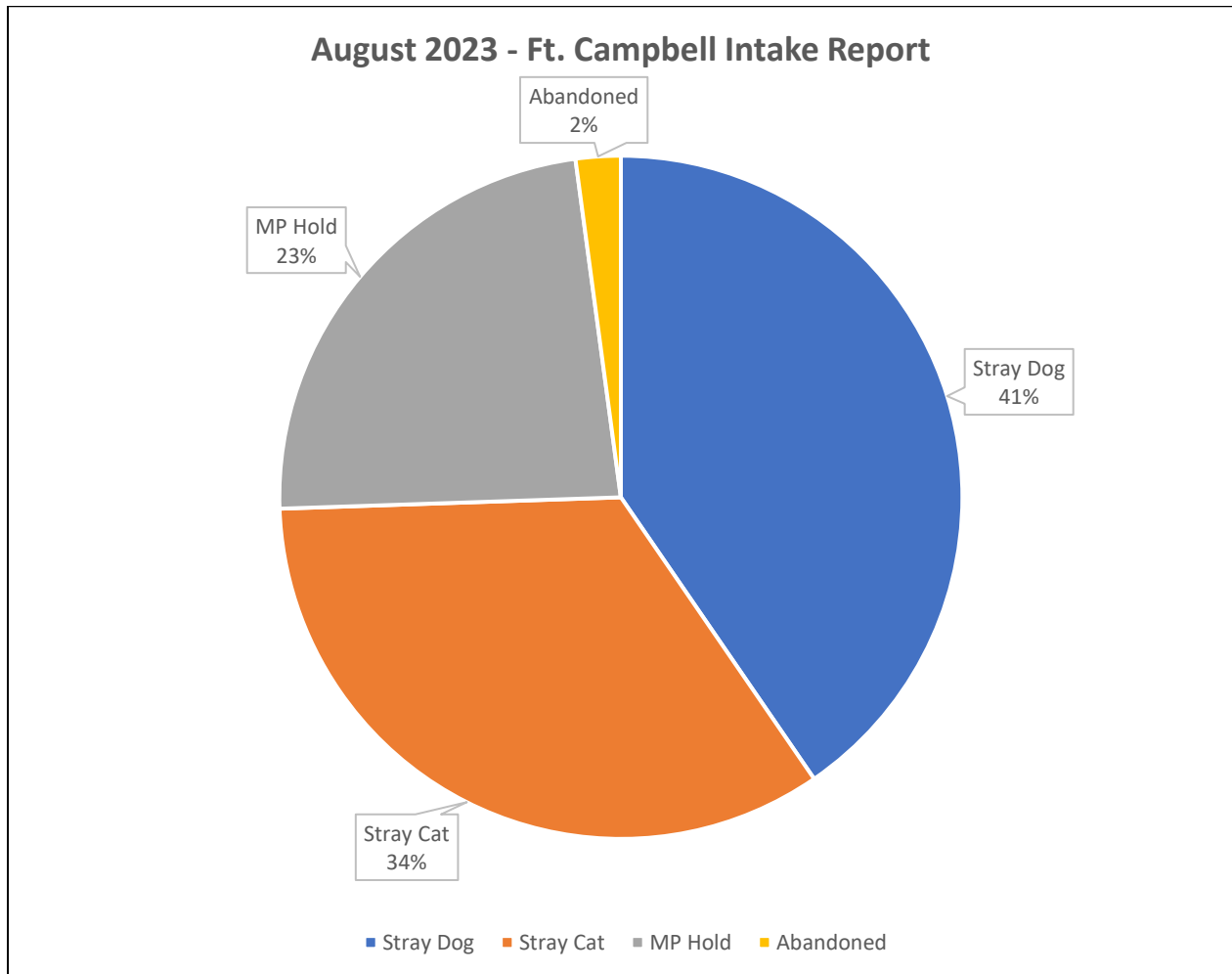
August 2023	
Activity Calls	37
Animal Intakes	47
Dogs	30
Cats	17
Other	0
<b>Incoming Per Day</b>	<b>1.75</b>
Returned to Owner	18
Dogs – In Field	4
Cats – In Field	0
Dogs – From Shelter	14
Cats – From Shelter	0
Rescue Transfers	3
Dogs Transferred	2
Cats Transferred	1
Animals Adopted	15
Dogs Altered	5
Dogs Unaltered	3
Cats Altered	5
Cats Unaltered	2
Fostered	2
Dogs Fostered	0
Cats Fostered	2
Euthanasia	3
Dogs Euthanized	1
Cats Euthanized	2
TNR/Returned to Field	0
Visitors to Shelter	100
Avg. Visitors per Day	5



# August 2023 Ft. Campbell Shelter Report

## Animal Intake Reasons

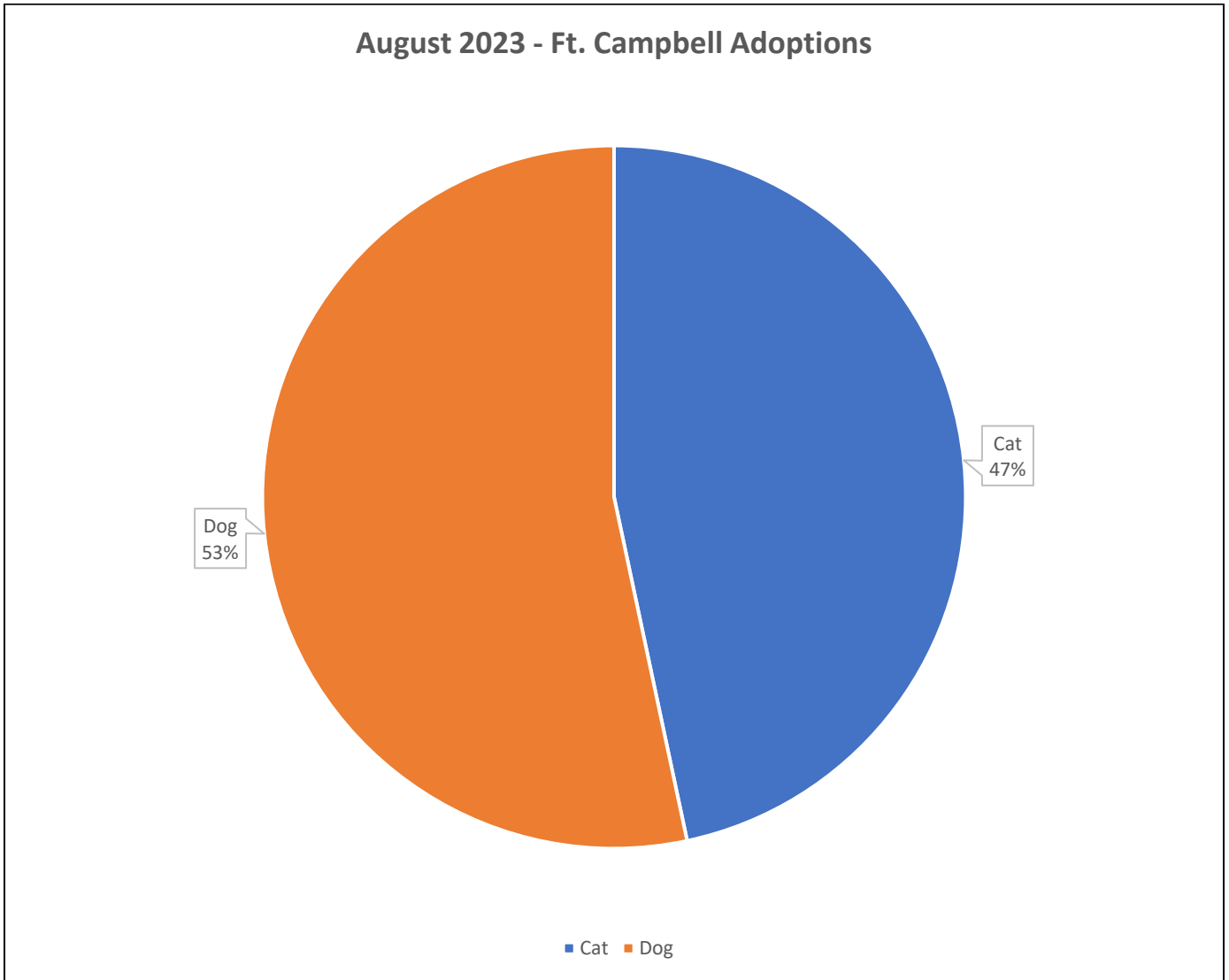
Intake Reasons	47
Stray Dog	19
Stray Cat	16
MP Hold	11
Protective Custody	0
Abandoned	1



# August 2023 Ft. Campbell Shelter Report

## Animal Adoptions

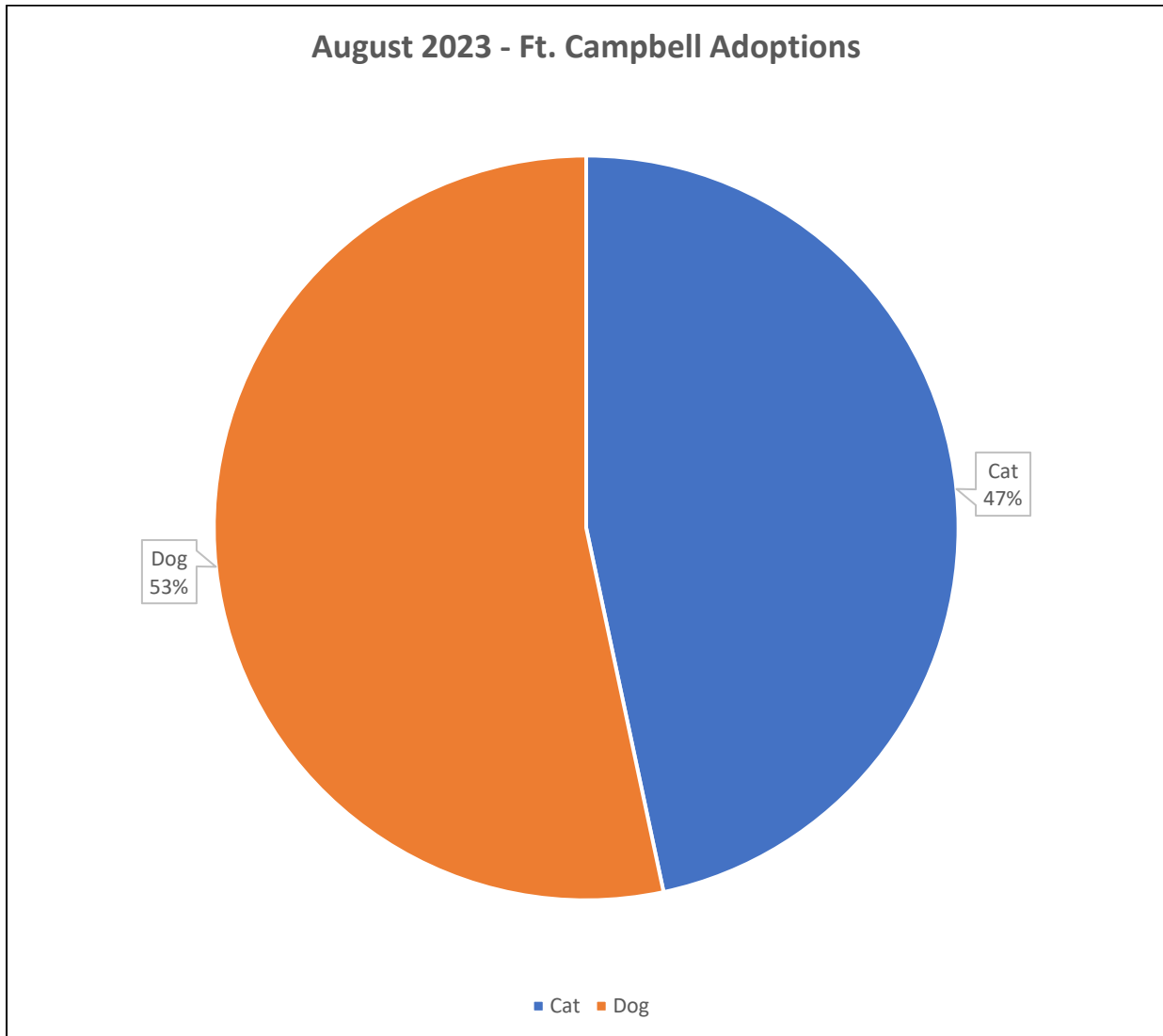
Adoptions	15
Dogs/Puppies	8
Cats/Kittens	7
Other Animals	0



# August 2023 Ft. Campbell Shelter Report

## Outcomes

Animal Outcomes	37
Adoptions	15
Fostered	2
Reclaimed	14
Transferred to Rescue	3
Euthanasia	3
Dead on Arrival	0

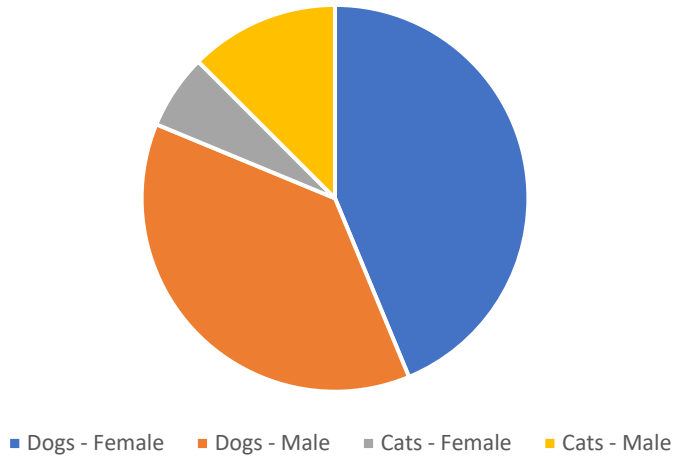


# August 2023 Ft. Campbell Shelter Report

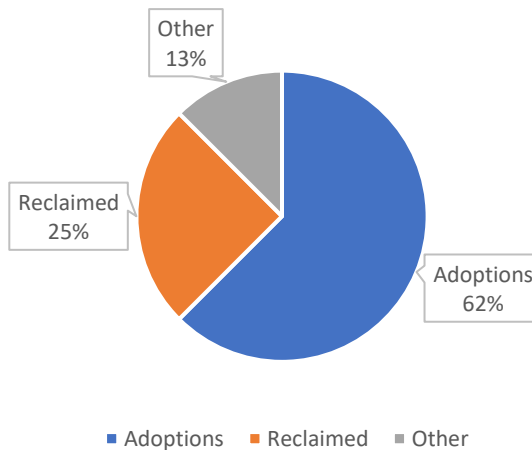
## Microchips Issued

Microchips Implanted	16
Dogs – Female	7
Dogs – Male	6
Cats – Female	1
Cats – Male	2
Adoptions	10
Reclaimed	4
Other	2

August 2023 - Microchips Implanted



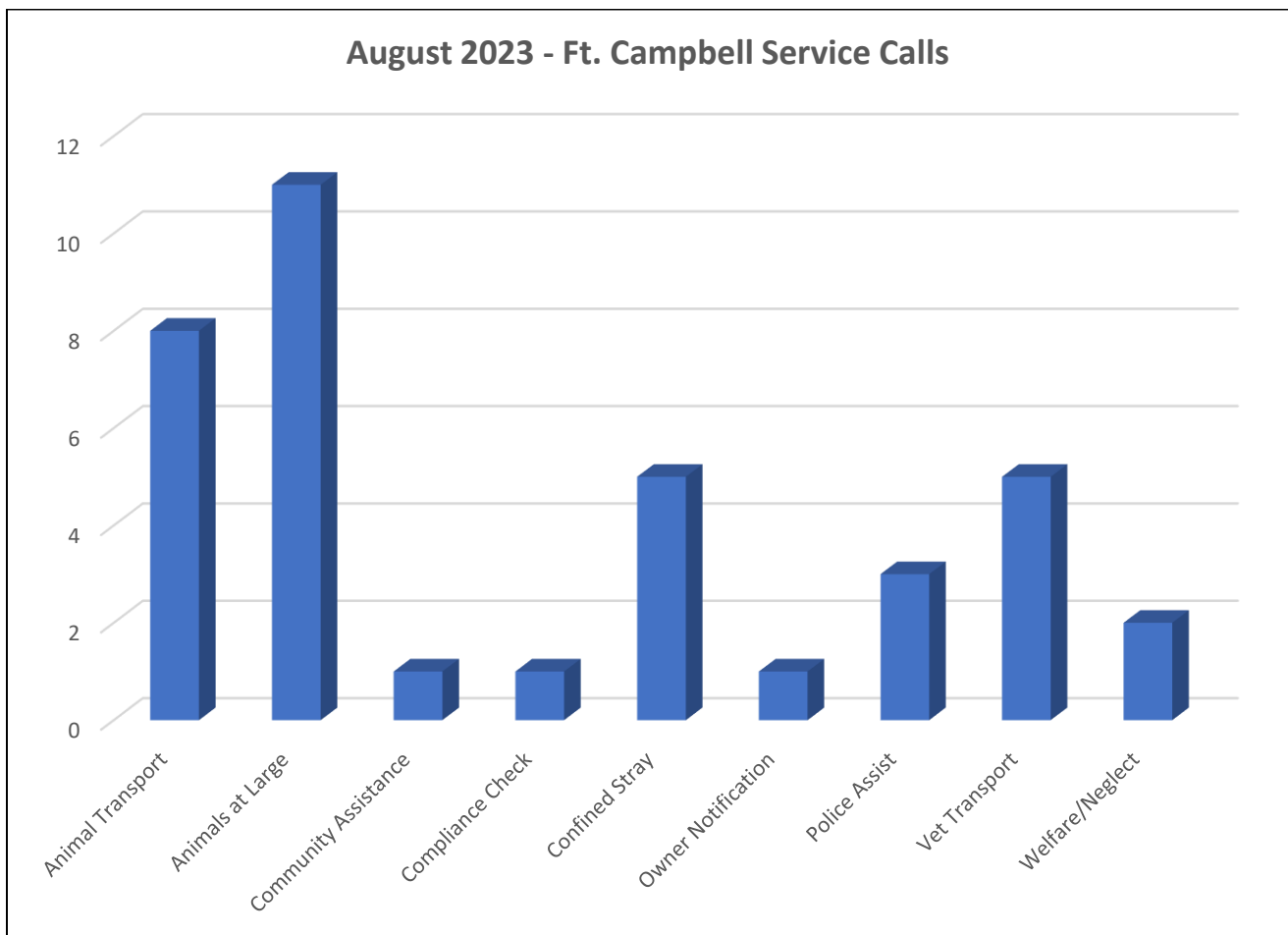
August 2023 - Microchip Reasons



# August 2023 Ft. Campbell Shelter Report

## Activity Calls

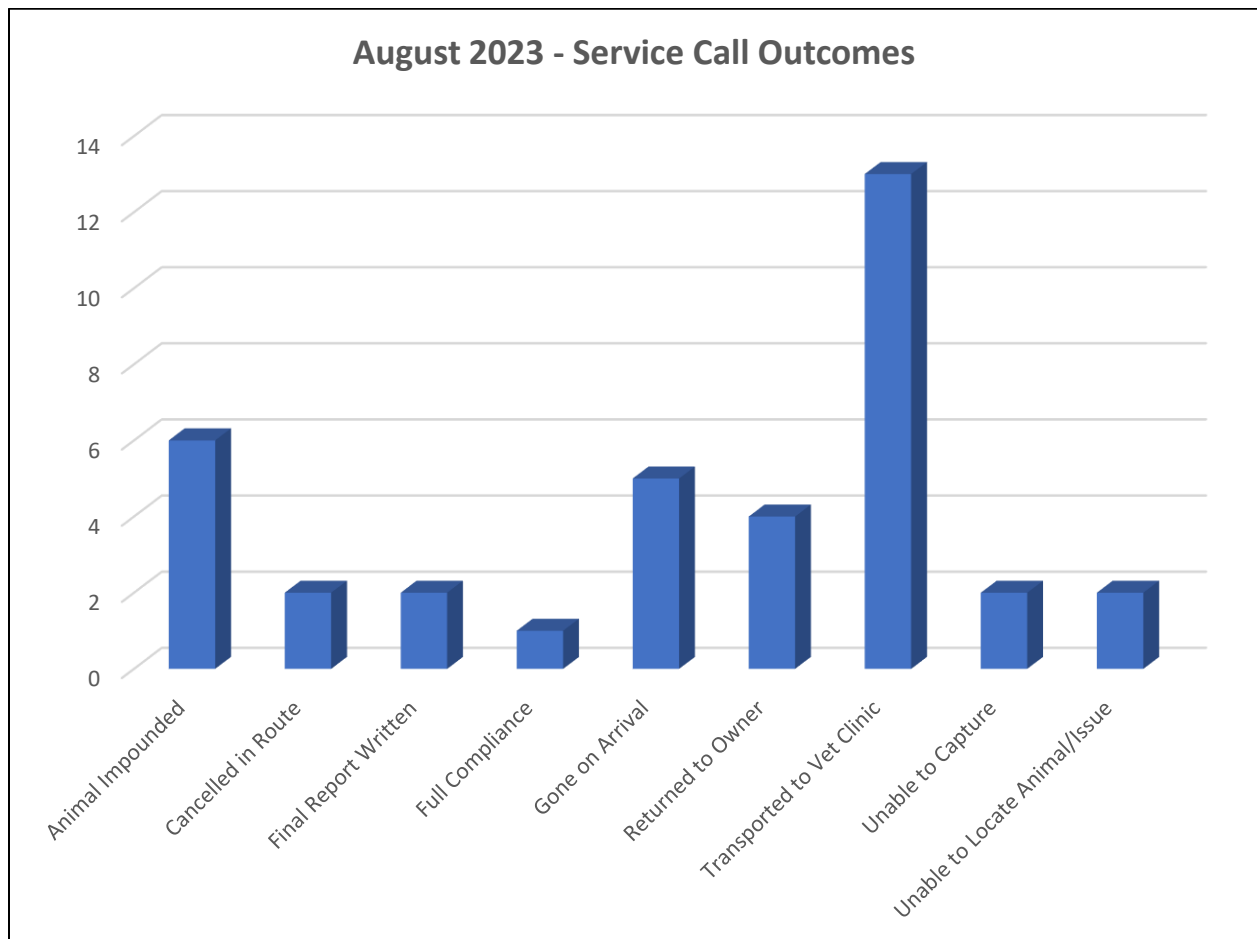
Service Calls	37
Animal Transport	8
Aggressive/Dangerous Dog	0
Animals at Large	11
Bite Investigation	0
Community Assist	1
Compliance Check	1
Confined Stray	5
Owner Notification	1
Police Assist	3
Vet Transport	5
Sick/Injured Animal	0
Welfare/Neglect	2



# August 2023 Ft. Campbell Shelter Report

## Activity Call Outcomes

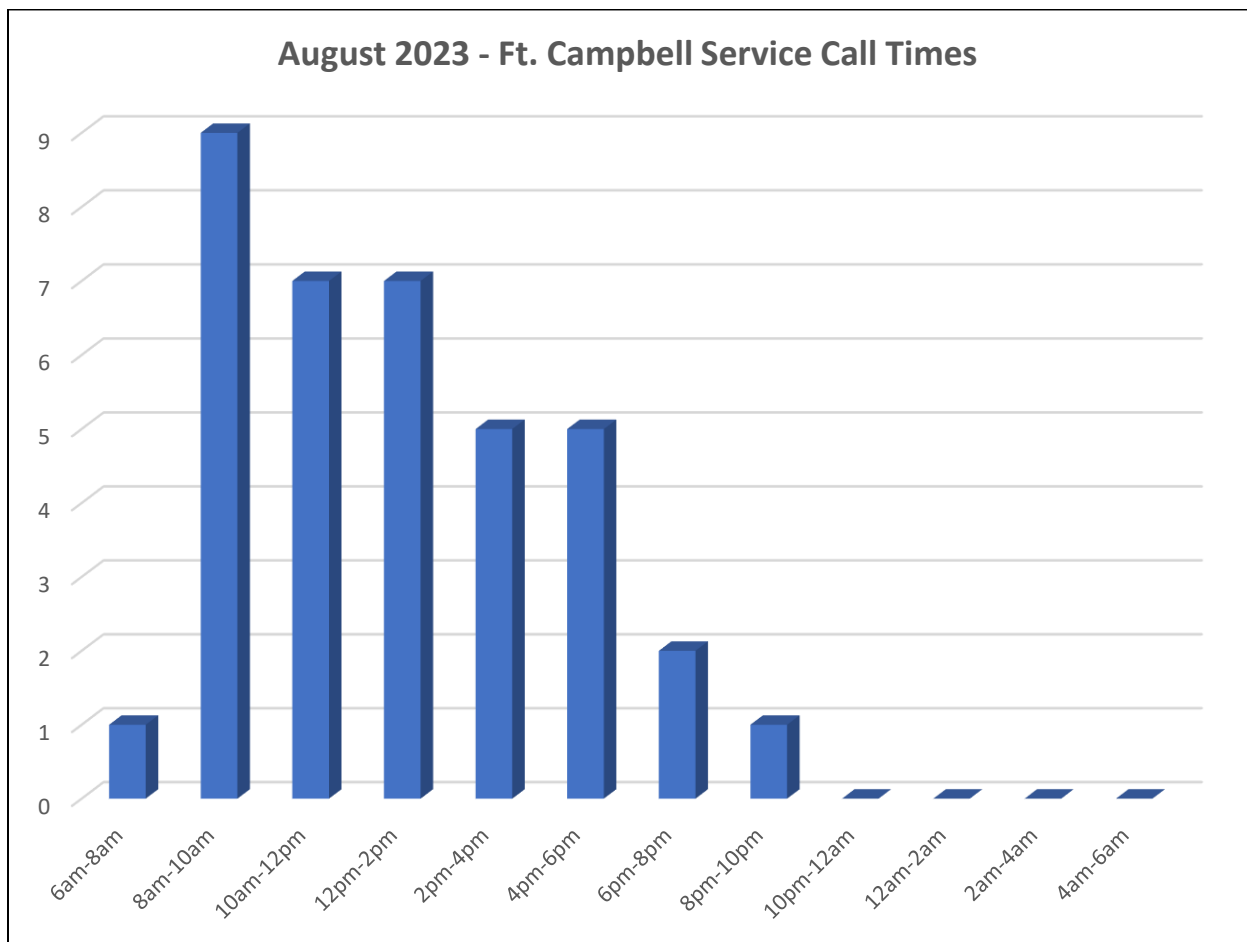
Service Calls Outcomes	37
Animal Impounded	6
Animal Relocated	0
Cancelled in Route	2
Bite Investigation	0
Final Report Written	2
Full Compliance	1
Gone on Arrival	5
Posted to Property	0
Returned to Owner	4
Transported to Vet Clinic	13
Unable to Locate Animal/Issue	2
Verbal Warning	0
Deceased Animal Pick Up	0
Unable to Capture	2



# August 2023 Ft. Campbell Shelter Report

## Activity by Time of Day

Service Calls by Time of Day	37
6am to 8am	1
8am to 10am	9
10am to 12pm	7
12pm to 2pm	7
2pm to 4pm	5
4pm to 6pm	5
6pm to 8pm	2
8pm to 10pm	1
10pm to 12am	0
12am to 2am	0
2am to 4am	0
4am to 6am	0

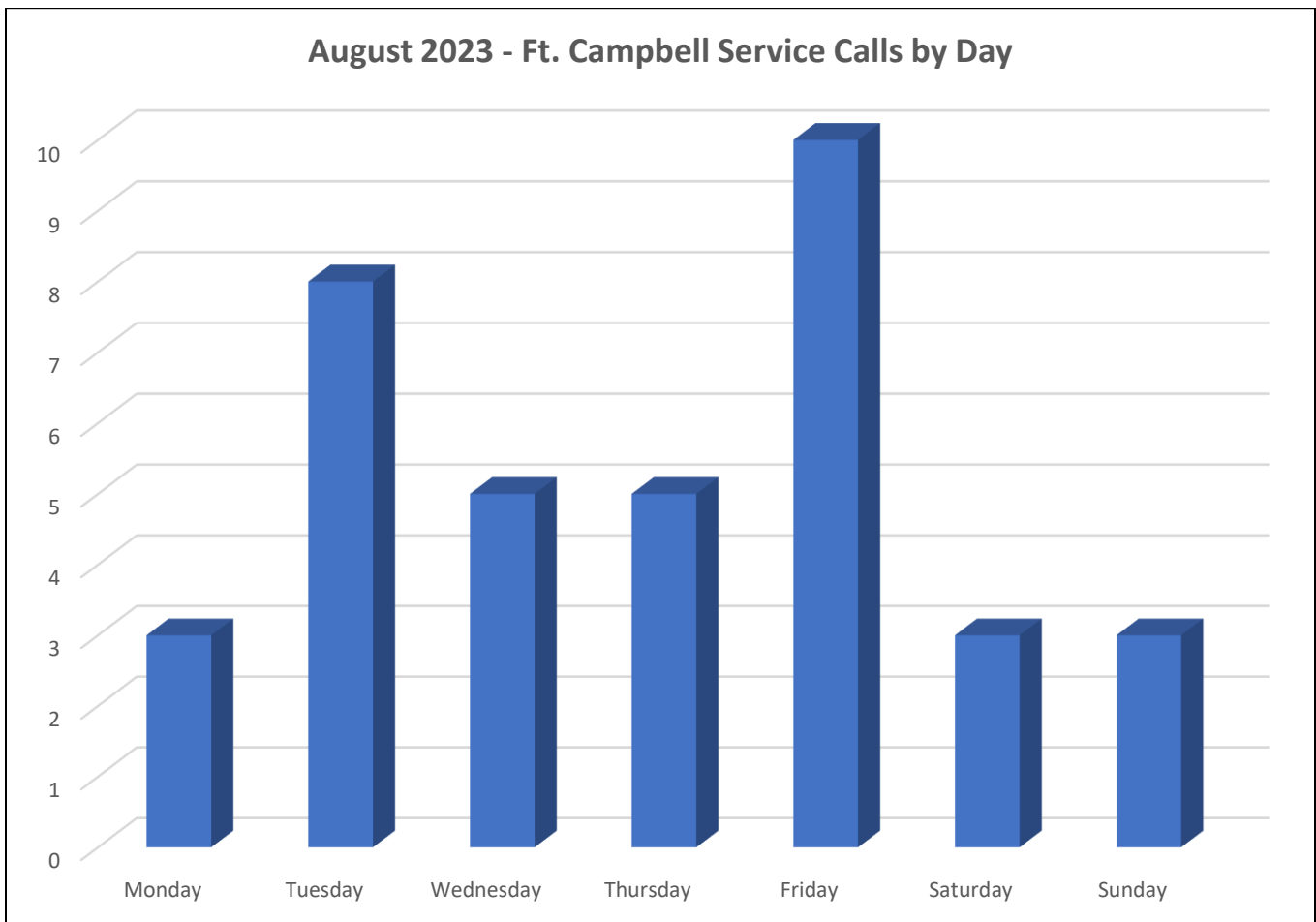




# August 2023 Ft. Campbell Shelter Report

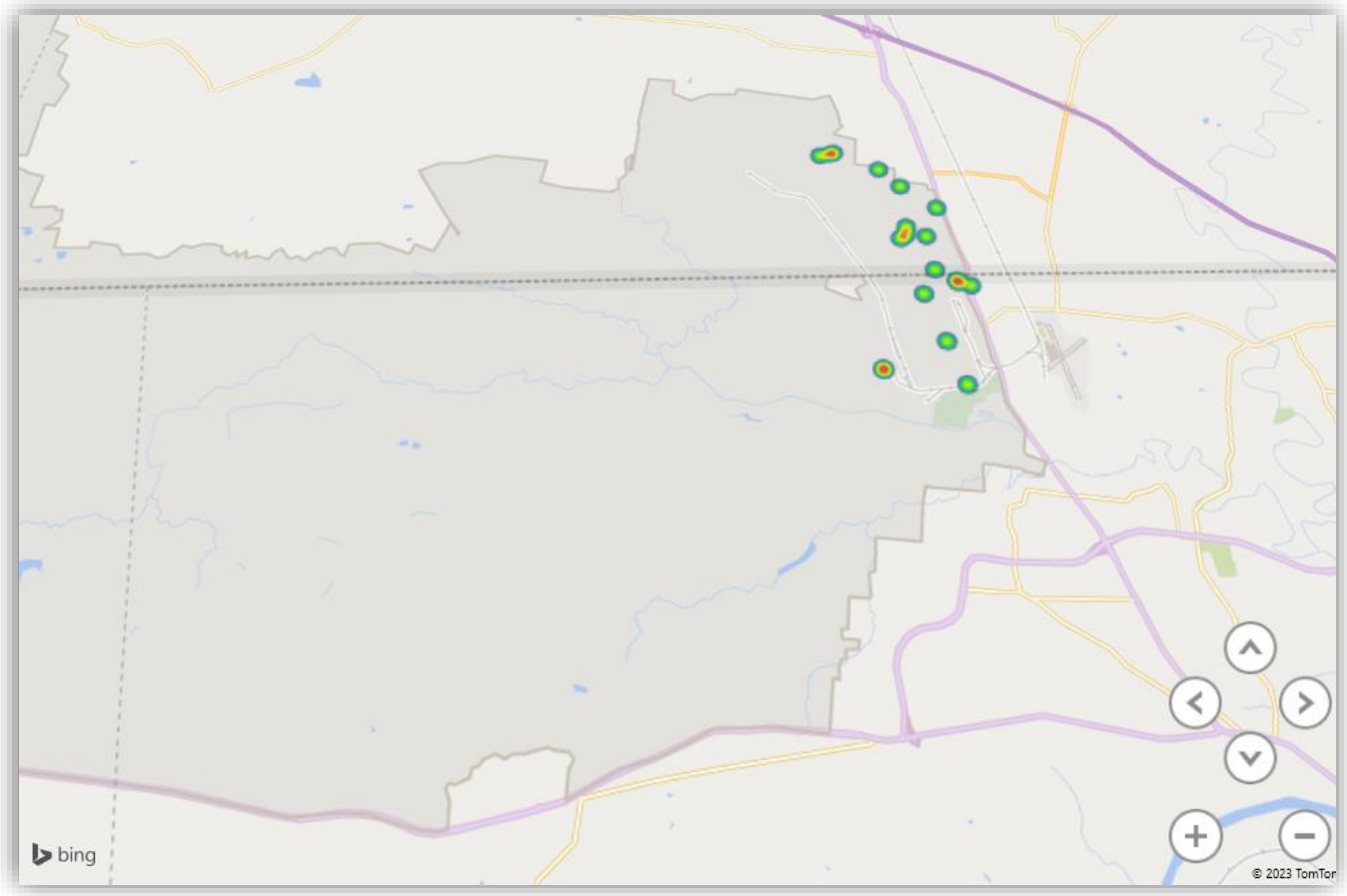
## Activity by Day of Week

Service Calls by Day	45
Monday	8
Tuesday	7
Wednesday	6
Thursday	6
Friday	2
Saturday	9
Sunday	7



# August 2023 Ft. Campbell Shelter Report

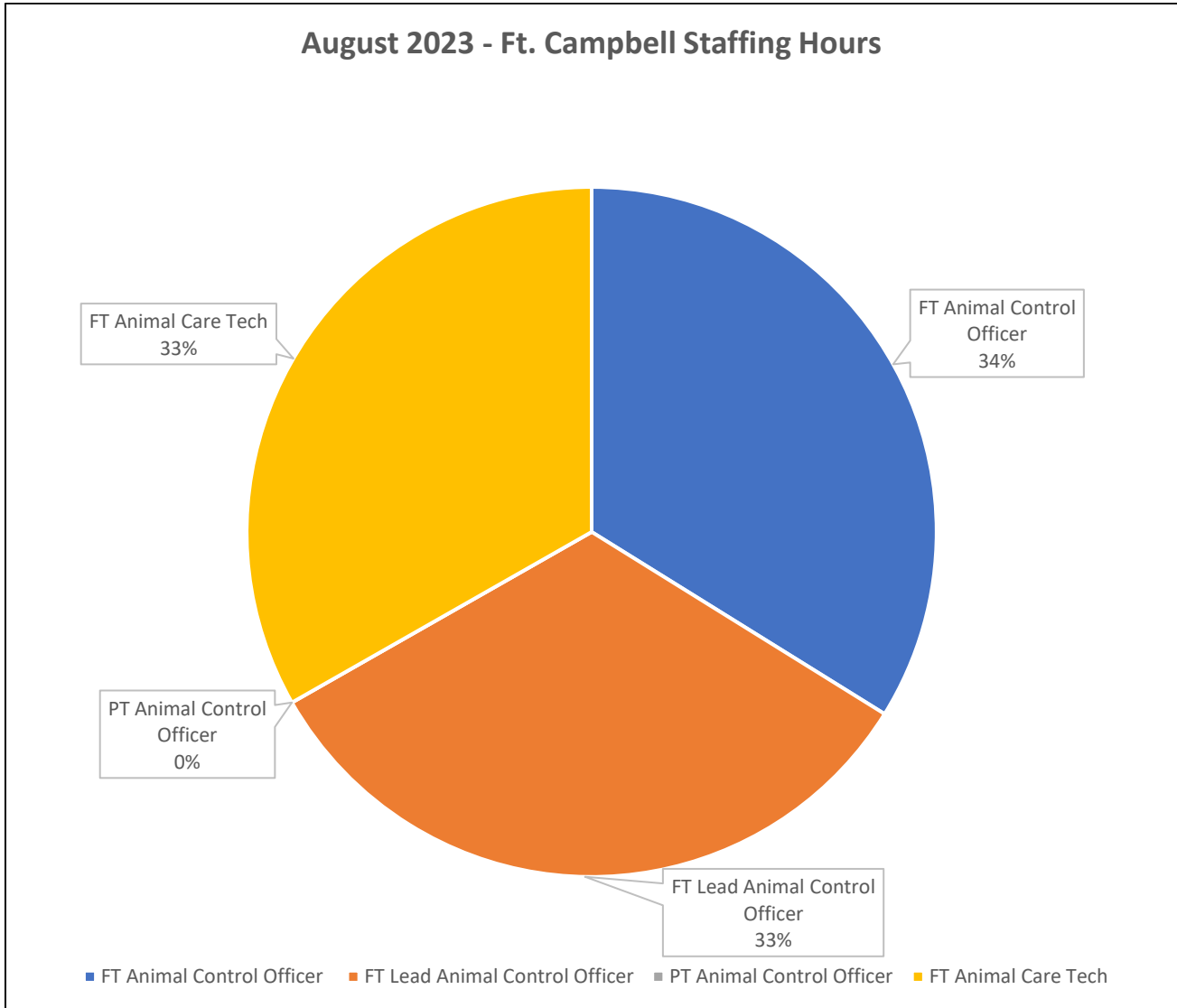
## Activity Heat Map



# August 2023 Ft. Campbell Shelter Report

## Personnel Staffing Hours

Personnel Hours	562.05
FT Lead Animal Control Officer	190.25
FT Animal Control Officer	185
PT Animal Control Officer	0
FT Animal Care Tech	186.8



## 2023 Totals

Activity	Jan.	Feb.	Mar.	Apr.	May	Jun.	Jul.	Aug.	Sep.	Oct.	Nov.	Dec.	Total	2022	% Change
<b>Owner Surrenders</b>	0	0	0	0	0	0	0	0					0		
<b>Intakes</b>	43	27	26	34	48	36	42	47					249		
<b>Stray Dog</b>	13	11	16	14	31	16	22	19					111		
<b>Stray Cat</b>	12	6	6	12	13	14	9	16					75		
<b>Calls for Service</b>	29	41	48	51	69	51	45	37					302		
<b>Euthanasia dog</b>	2	1	1	1	1	1	1	1					8		
<b>Euthanasia Cat</b>	1	0	1	2	0	1	0	2					7		
<b>Microchips Issued</b>	9	12	17	6	26	15	17	16					92		
<b>Adoptions</b>	8	9	8	9	18	11	16	15					76		
<b>Rescue/Transfer</b>	2	4	4	2	3	2	0	3					17		
<b>Incoming Phone Calls</b>	n/a	n/a	n/a	n/a	n/a	n/a	n/a	n/a					N/A		

Live Release Rate%	Jan.	Feb.	Mar.	Apr.	May	Jun.	Jul.	Aug.	Sep.	Oct.	Nov.	Dec.	Total	2022	% Change
<b>Dogs</b>	89%	96%	93%	95%	95%	95%	96%	96%					93.6%		
<b>Cats</b>	92%	100%	91%	60%	100%	88%	100%	80%					88.6%		
<b>Total Live Release</b>	90%	98%	92%	90%	96%	93%	97%	91%					93.2%		