August 2022
Animal Control Monthly Statistics

August 2022 ACTIVITY	
ACTIVITY CALLS	**649**
ANIMAL INTAKES	**507**
DOGS	268
CATS	232
WILDLIFE/OTHER	7
INCOMING ANIMALS PER DAY	***19***
RETURNED TO OWNER	**77**
DOGS – IN FIELD	16
CATS – IN FIELD	0
DOGS – AT SHELTER	57
CATS – AT SHELTER	4
RESCUE TRANSFER	**85**
LIVE RELEASES	**378**
ANIMALS ADOPTED	**187**
DOGS/PUPPIES	90
CATS/KITTENS	95
OTHER	2
EUTHANASIA	**116**
DOG	64
CAT	52
FOSTER	**27**
DOG	2
CAT	25
TNR/RETURN TO FIELD	**2**
VISITORS TO SHELTER	**1,512**
AVERAGE VISITORS PER DAY	*68*

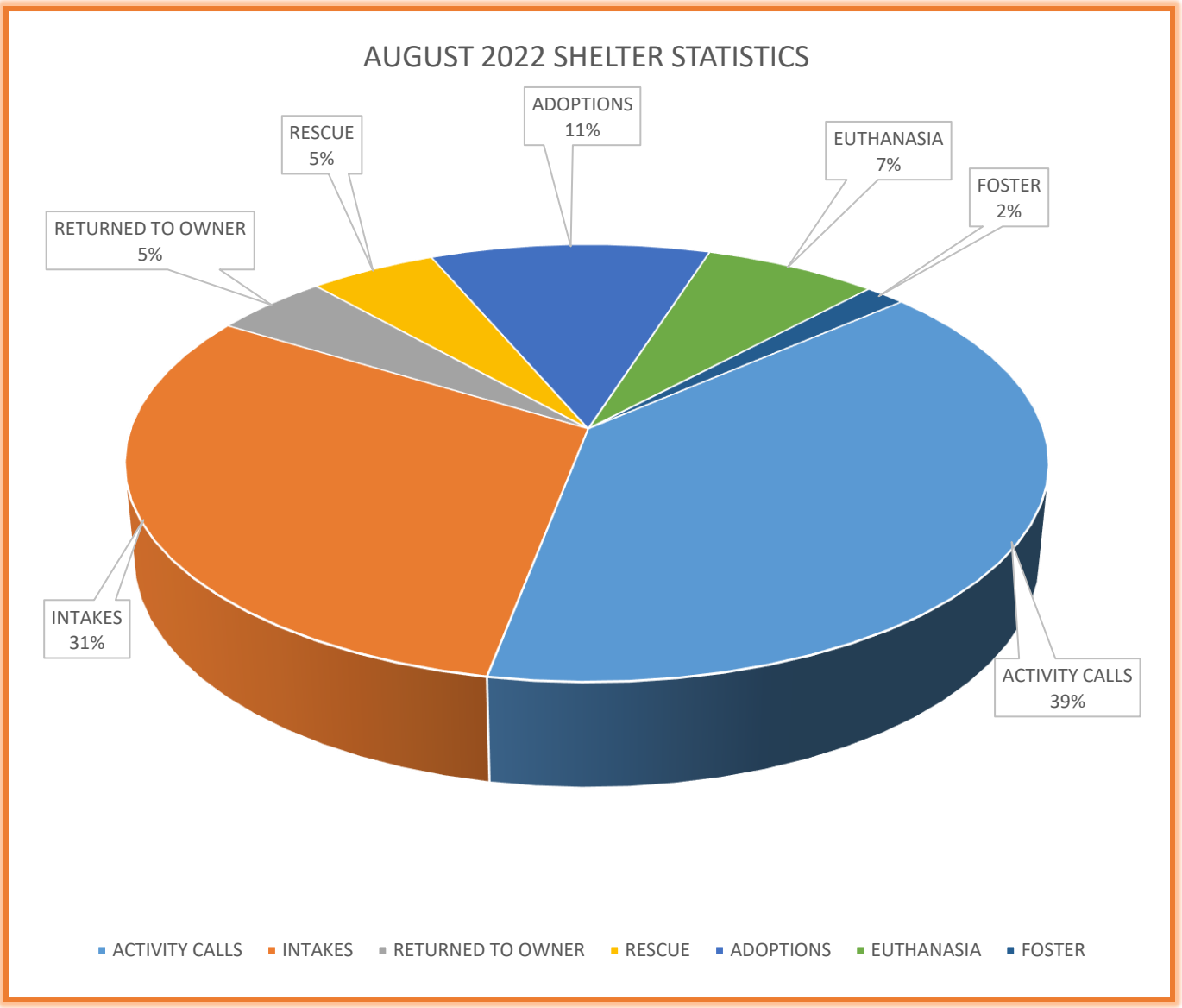

August 2022 Animal Control Monthly Statistics

Intake Reasons

INTAKE REASONS	507
STRAY DOG – OTC	111
STRAY DOG – FIELD	91
STRAY CAT – OTC	161
STRAY CAT – FIELD	16
ABANDONED ANIMAL	7
OWNER SURRENDER – DOG	37
OWNER SURRENDER – CAT	12
EUTHANASIA REQUEST	1
FERAL CAT	3
PROTECTIVE CUSTODY	5
BITE QUARANTINE	0
RETURNED ADOPTION	4
OTHER ANIMALS	7
COMMUNITY HELD	0
MP HOLD	2
BORN IN SHELTER	14
FOSTER RETURN	36

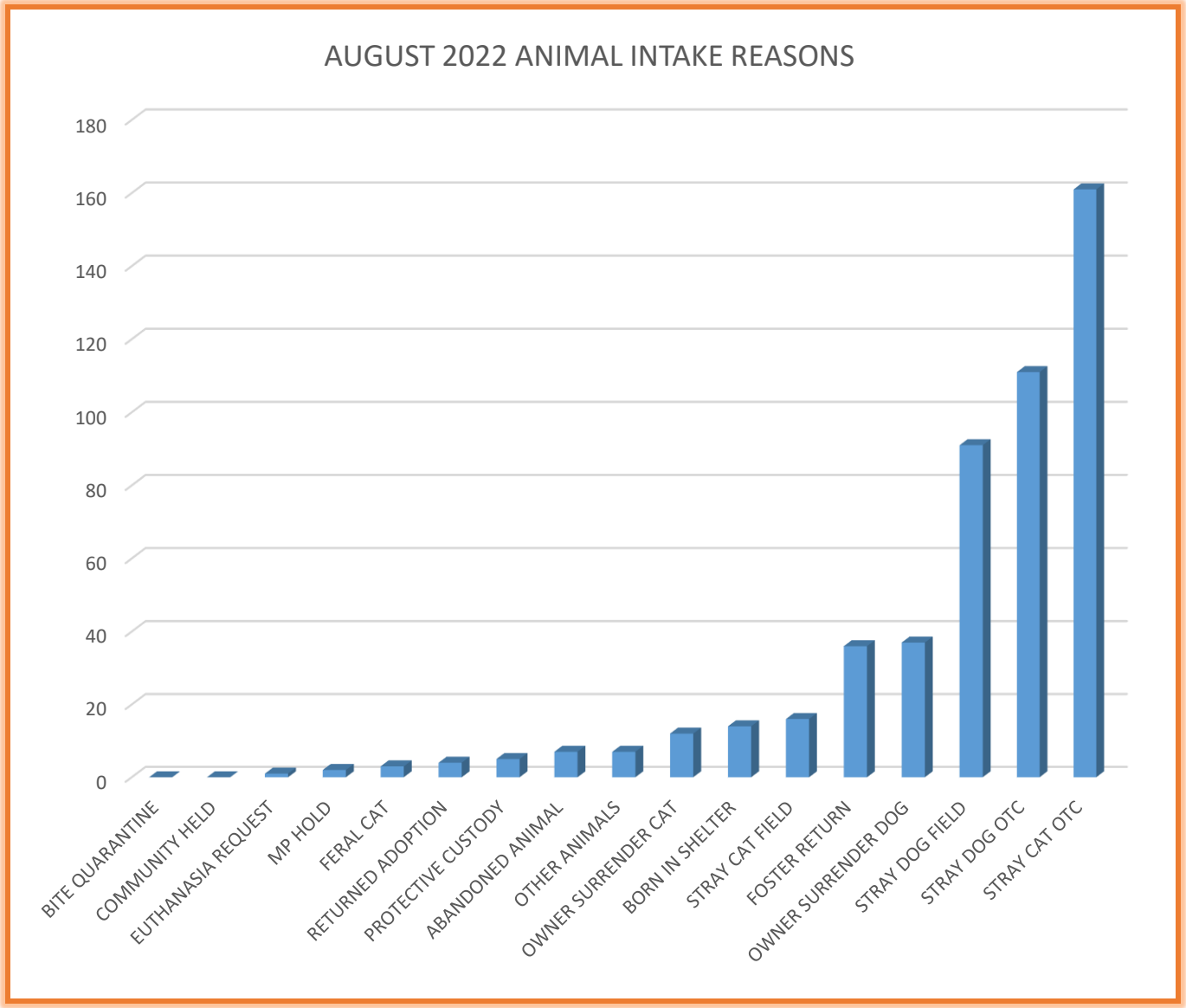

August 2022 Animal Control Monthly Statistics

Animal Adoptions

ADOPTIONS	187
BIRD'S	0
CATS/KITTENS	95
DOGS/PUPPIES	90
CHICKENS/FOWL	0
FERRETS	0
GUINEA PIGS	0
OTHER	2

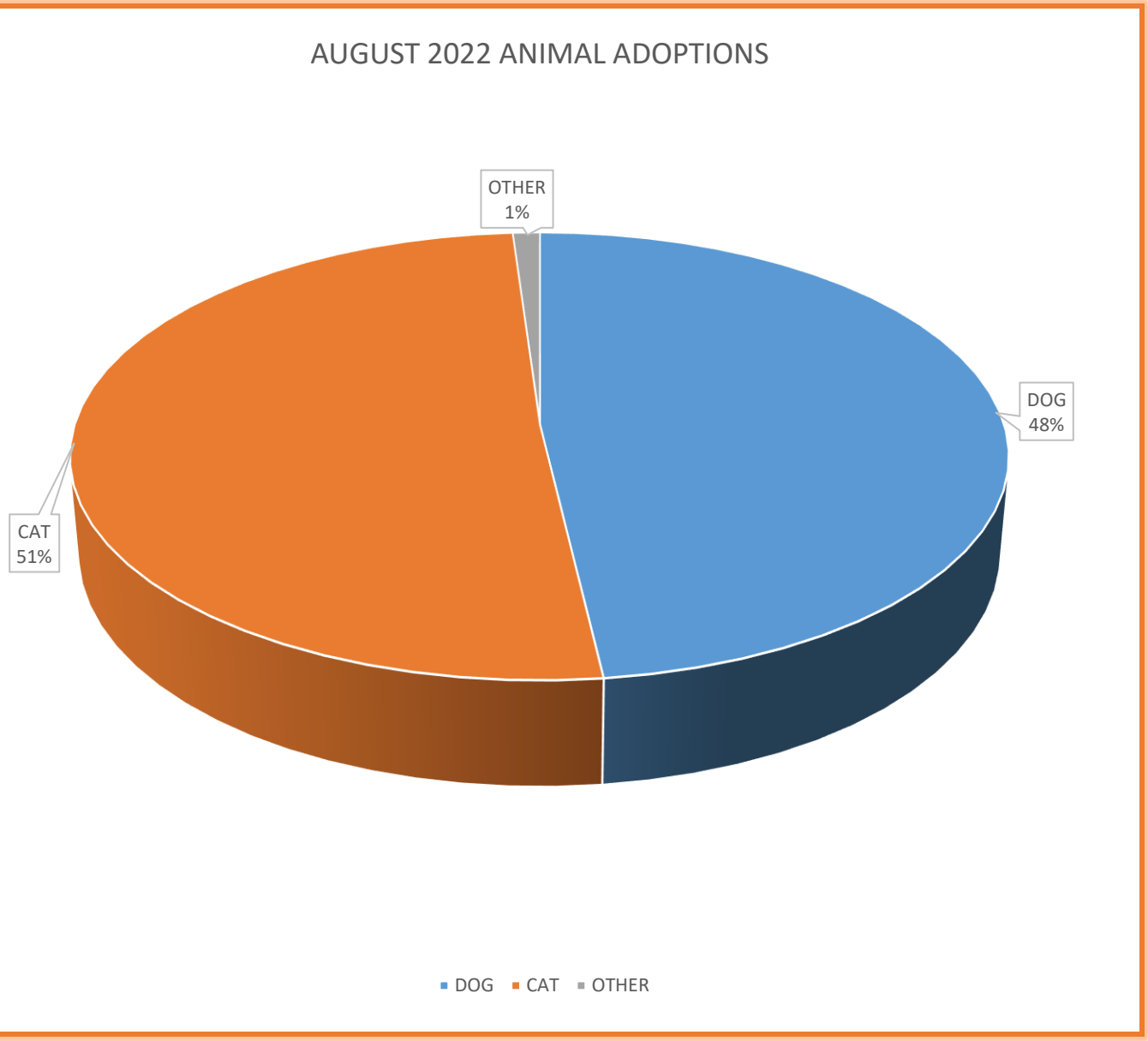

August 2022 Animal Control Monthly Statistics

Animal Adoptions Heat Map

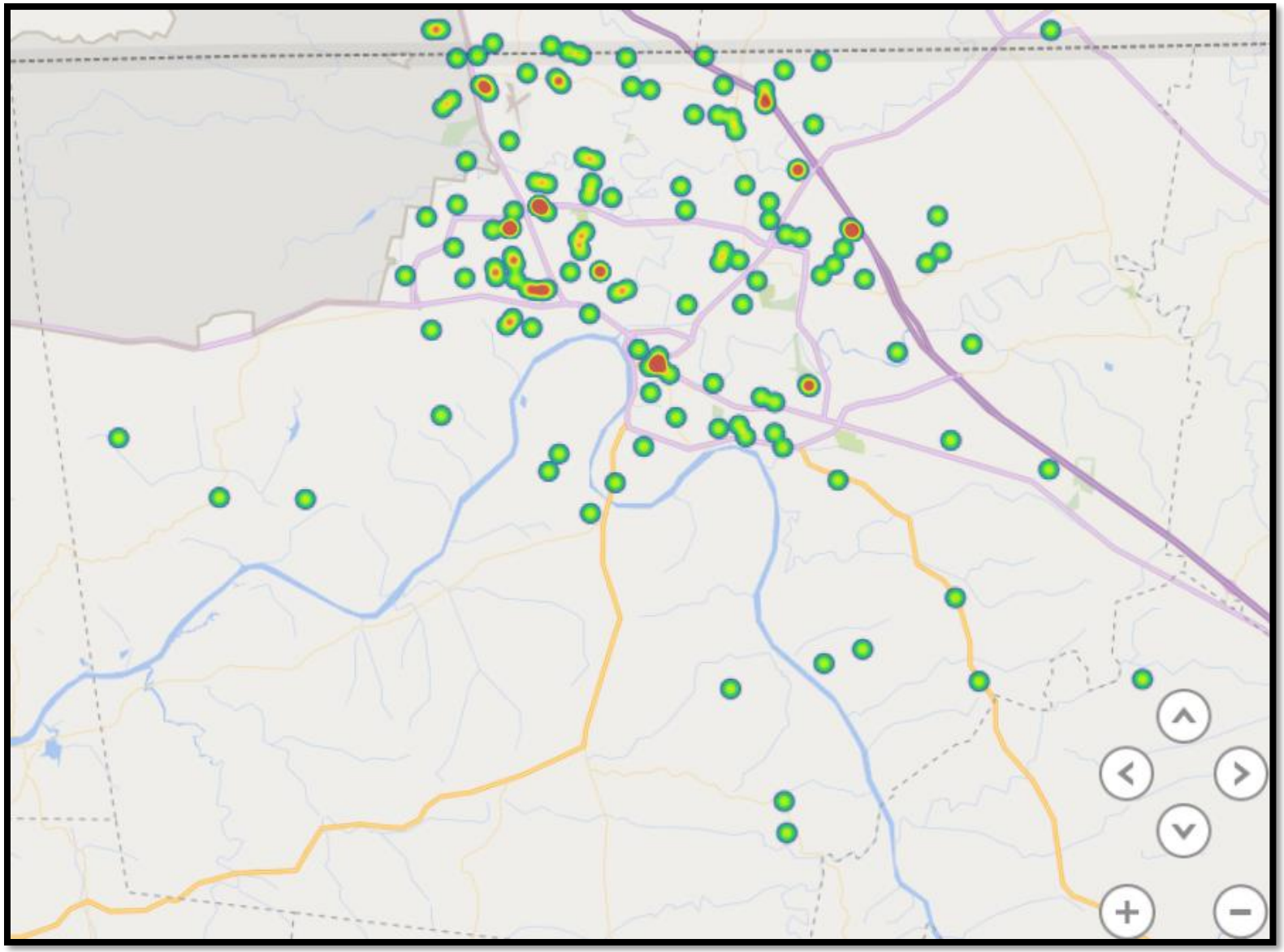

August 2022 Animal Control Monthly Statistics

Owner Surrender's

OWNER SURRENDERS	46
AGGRESSIVE – ANIMALS	0
AGGRESSIVE – PEOPLE	3
ALLERGIES	4
BEHAVIOR – NEGATIVE	1
BITES	0
COST	6
FAMILY ILLNESS	1
HOUSING	15
LANDLORD	0
MOVING	0
NO TIME	3
PERSONAL	5
UNWANTED	0
TOO MANY	8
MILITARY DEPLOYED/PCS	0
DIVORCE	0

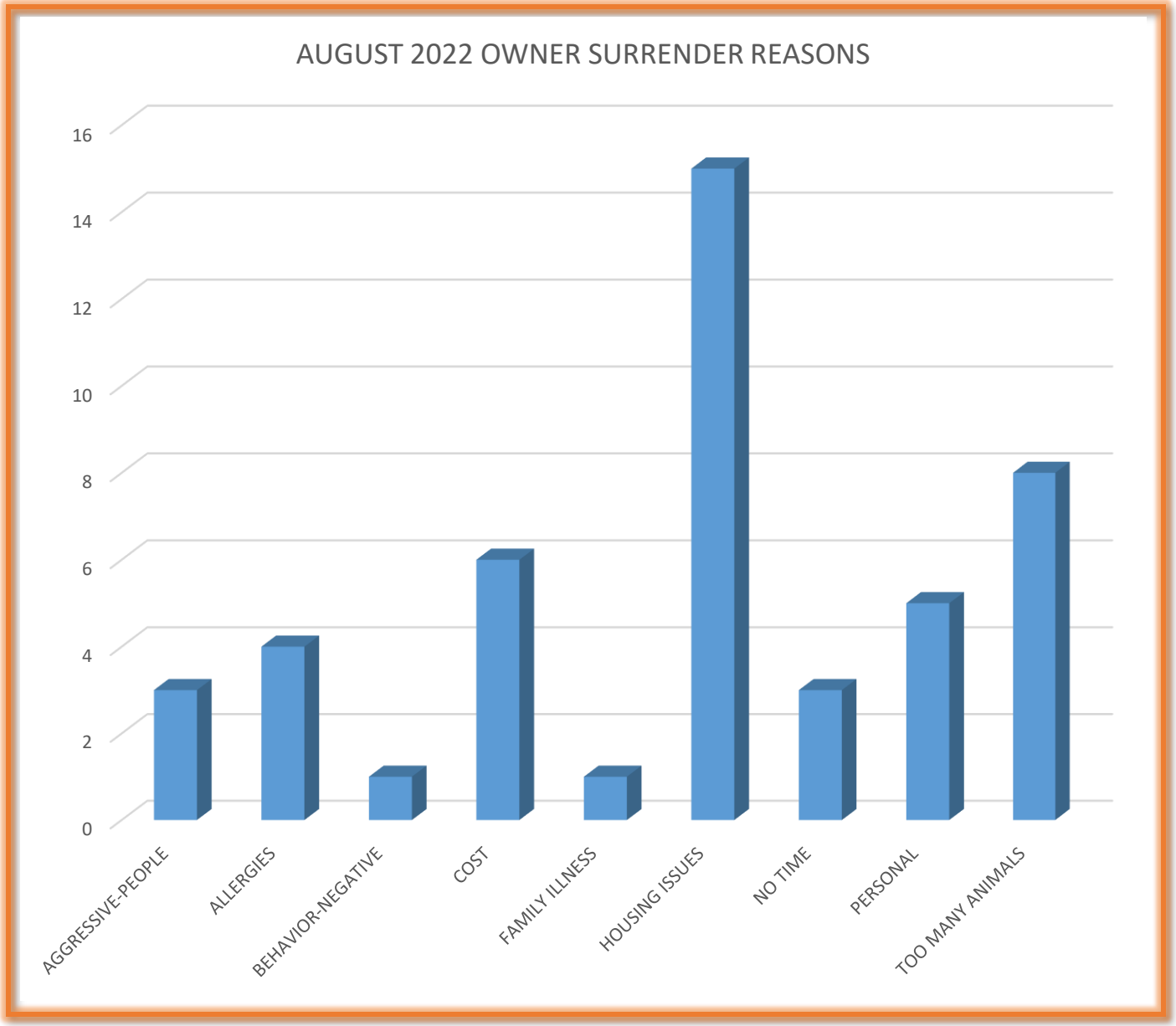

August 2022 Animal Control Monthly Statistics

Animal Euthanasia

EUTHANASIA	116
CAT/KITTEN – BEHAVIOR	3
CAT/KITTEN – AGGRESSIVE	11
CAT/KITTEN – INJURED	6
CAT/KITTEN – SICK	31
CAT/KITTEN – FERAL	1
DOG/PUPPY – AGGRESSIVE	10
DOG/PUPPY – BEHAVIOR	48
DOG/PUPPY – SICK	5
DOG/PUPPY – INJURED	1
DOG/PUPPY – SPACE	0

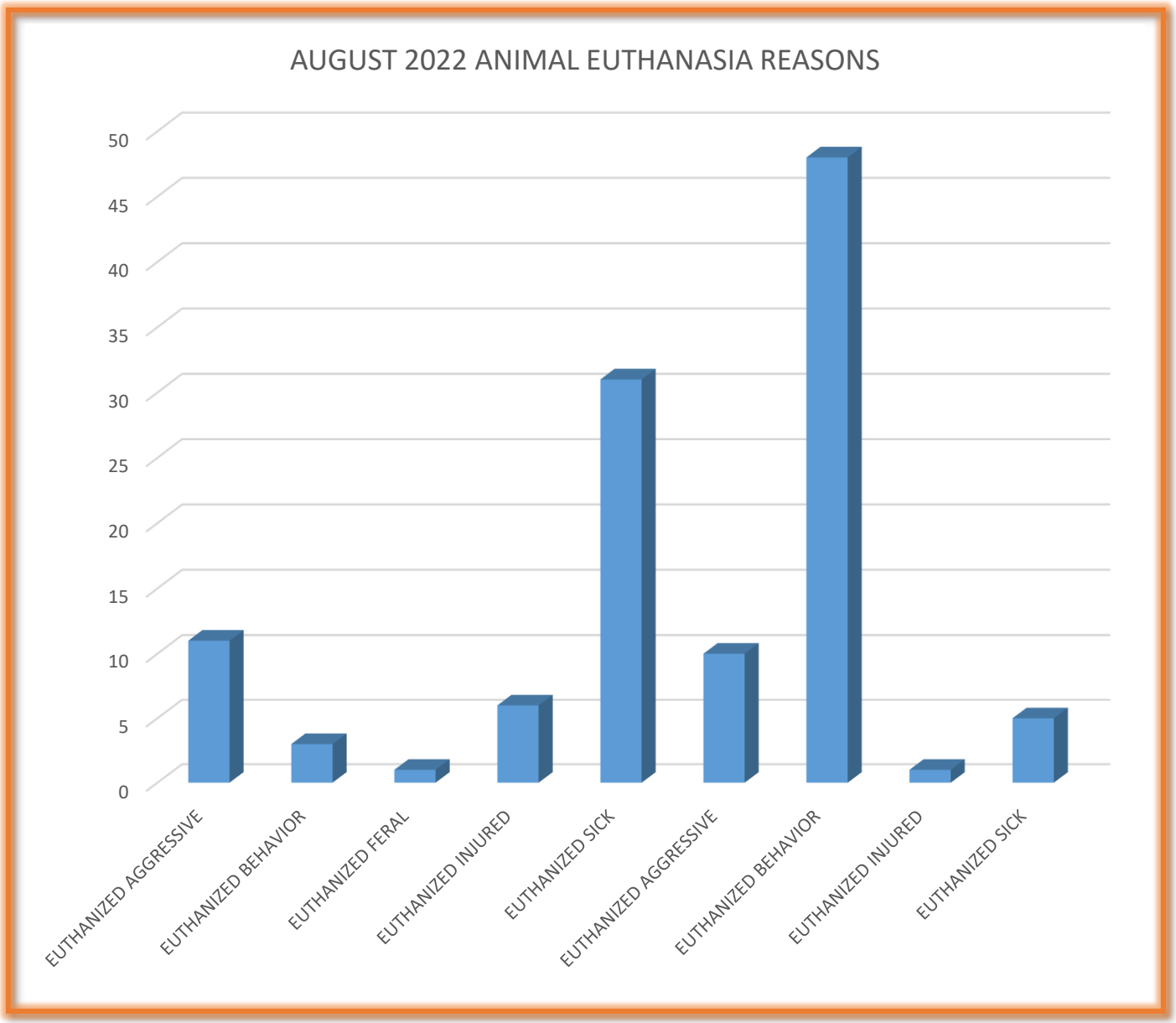

August 2022 Animal Control Monthly Statistics

Animal Outcomes

ALL OUTCOMES	492
ADOPTIONS	187
FOSTER	27
RECLAIMED/RTO	77
TRANSFERRED TO RESCUE	85
EUTHANASIA	116
COMMUNITY HELD	0

TOTAL OUTCOMES	508
LIVE OUTCOMES	376
EUTHANASIA	116
DEAD ON ARRIVAL	6
DIED IN SHELTER	10

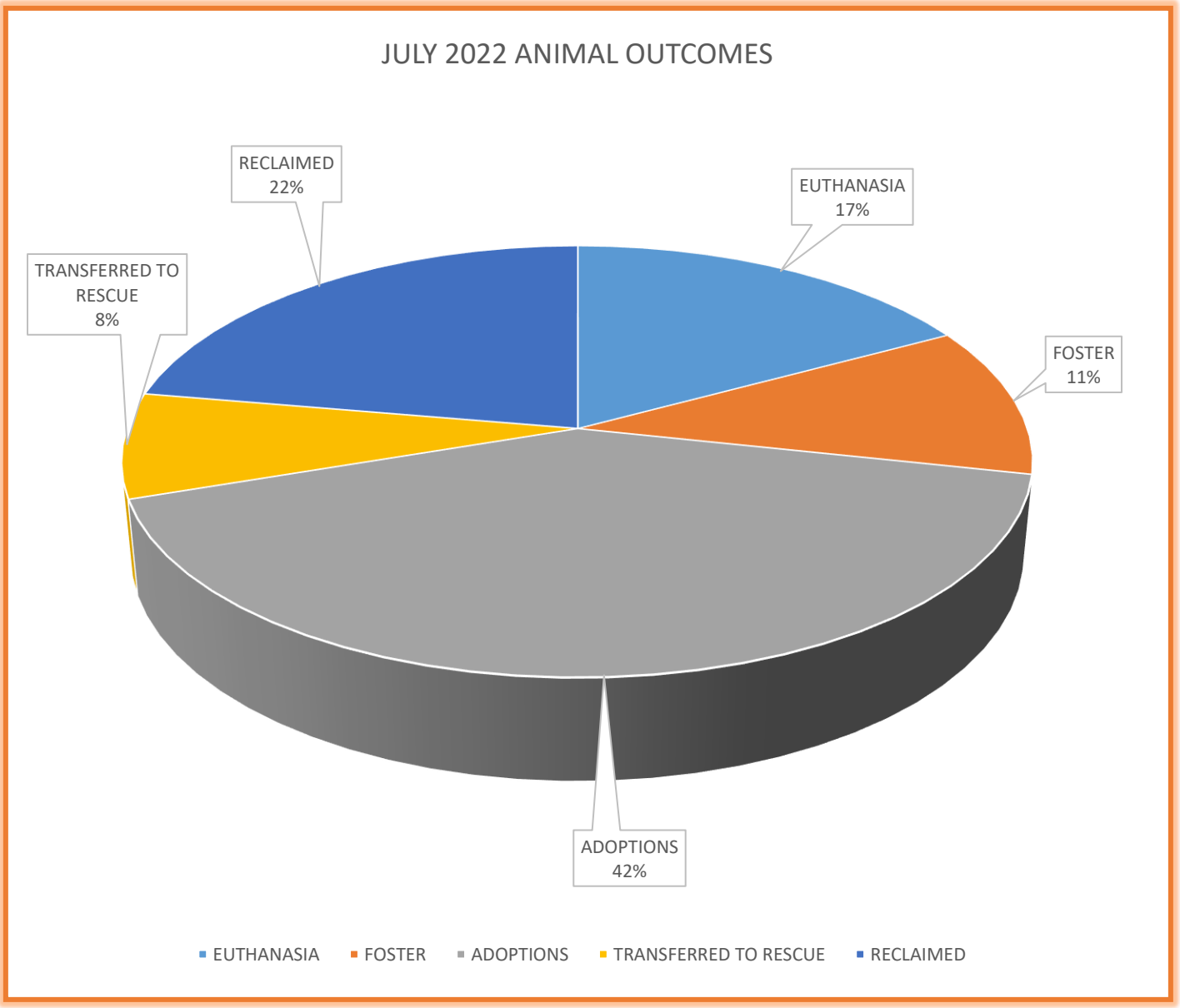

August 2022 Animal Control Monthly Statistics

Officer Activity

ACTIVITY CALLS	649
AGENCY ASSIST	38
AGGRESSIVE DOG VS. DOG	22
AGGRESSIVE DOG VS OTHER	0
AGGRESSIVE/DANGEROUS DOG	20
ANIMAL HOME CHECK	0
ANIMAL TRANSPORT	12
ANIMALS LEFT IN VEHICLE	2
ANIMALS AT LARGE	195
BARKING DOG	7
BITE INVESTIGATIONS	58
COMMUNITY ASSISTANCE	13
COMPLIANCE CHECK	5
CONFINED STRAY	59
DECEASED ANIMAL PICK UP	9
DOG IN SCHOOL	0
JAIL VISIT	1
MP WELFARE/NEGLECT ASSIST	0
OWNER NOTIFICATION	19
POSSIBLE ABANDONMENT	35
POSSIBLY RABID ANIMAL	0
SET TRAP	2
SICK OR INJURED ANIMAL	30
VET TRANSPORT	39
WELFARE/NEGLECT	83

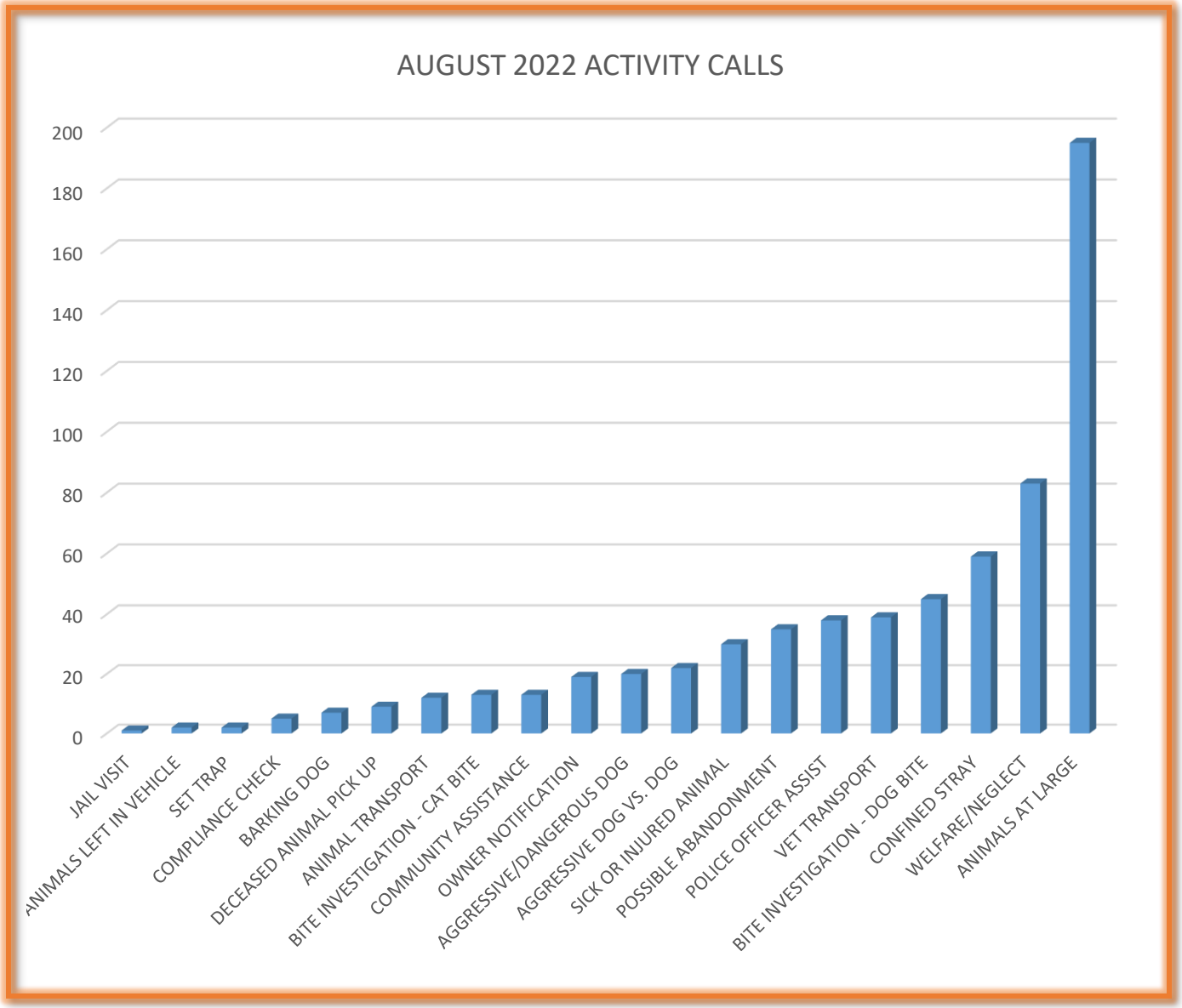

August 2022 Animal Control Monthly Statistics

Activity Calls by Zones

ZONE CALLS	649
EAST – CITY	195
EAST – COUNTY	46
WEST – CITY	328
WEST - COUNTY	42
FT. CAMPBELL	37
OUT OF COUNTY	1

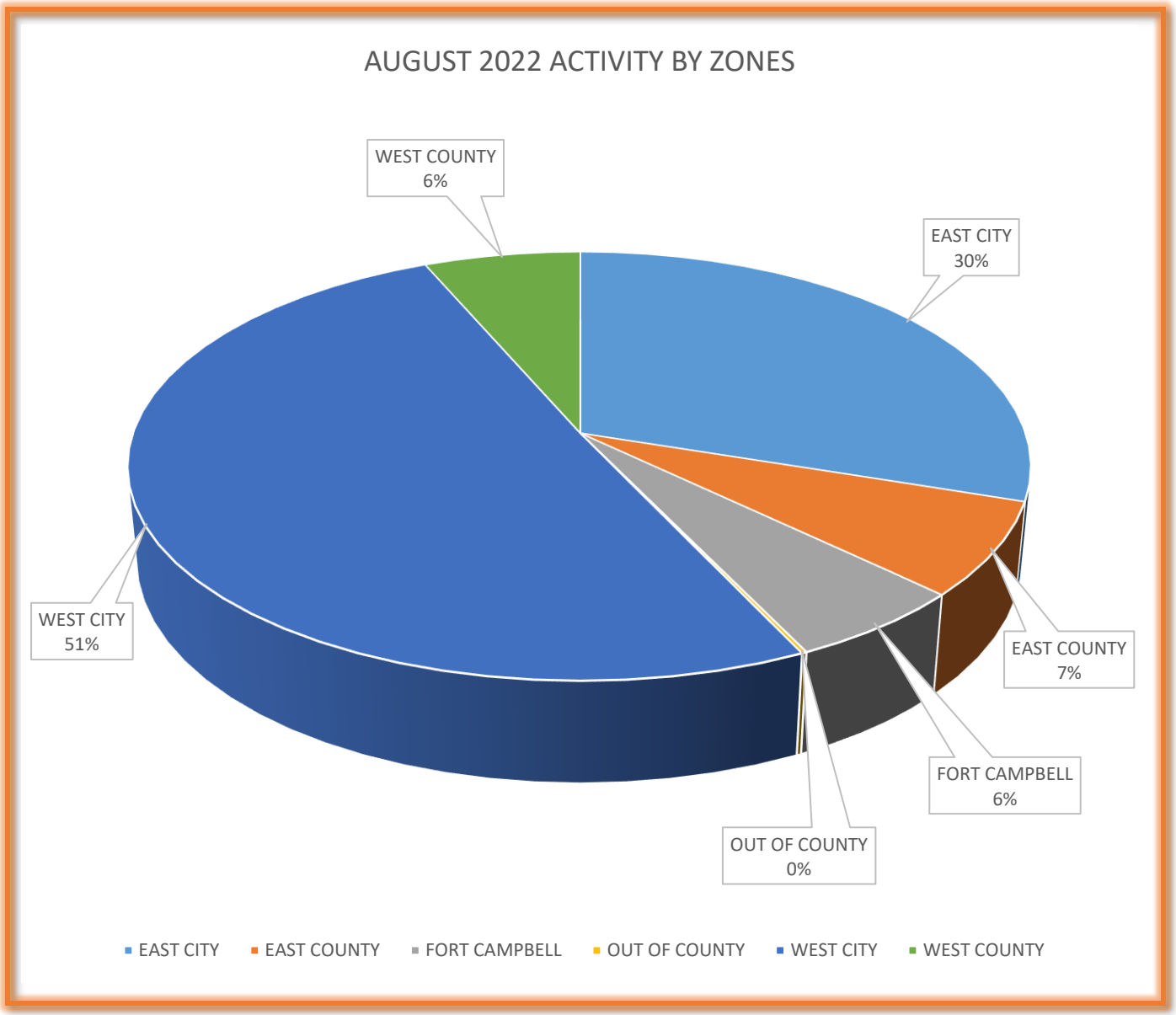

August 2022 Animal Control Monthly Statistics

Activity Calls in Jurisdiction

JURISDICTION CALLS	649
CITY OF CLARKSVILLE	523
MONTGOMERY COUNTY	88
FT. CAMPBELL	37

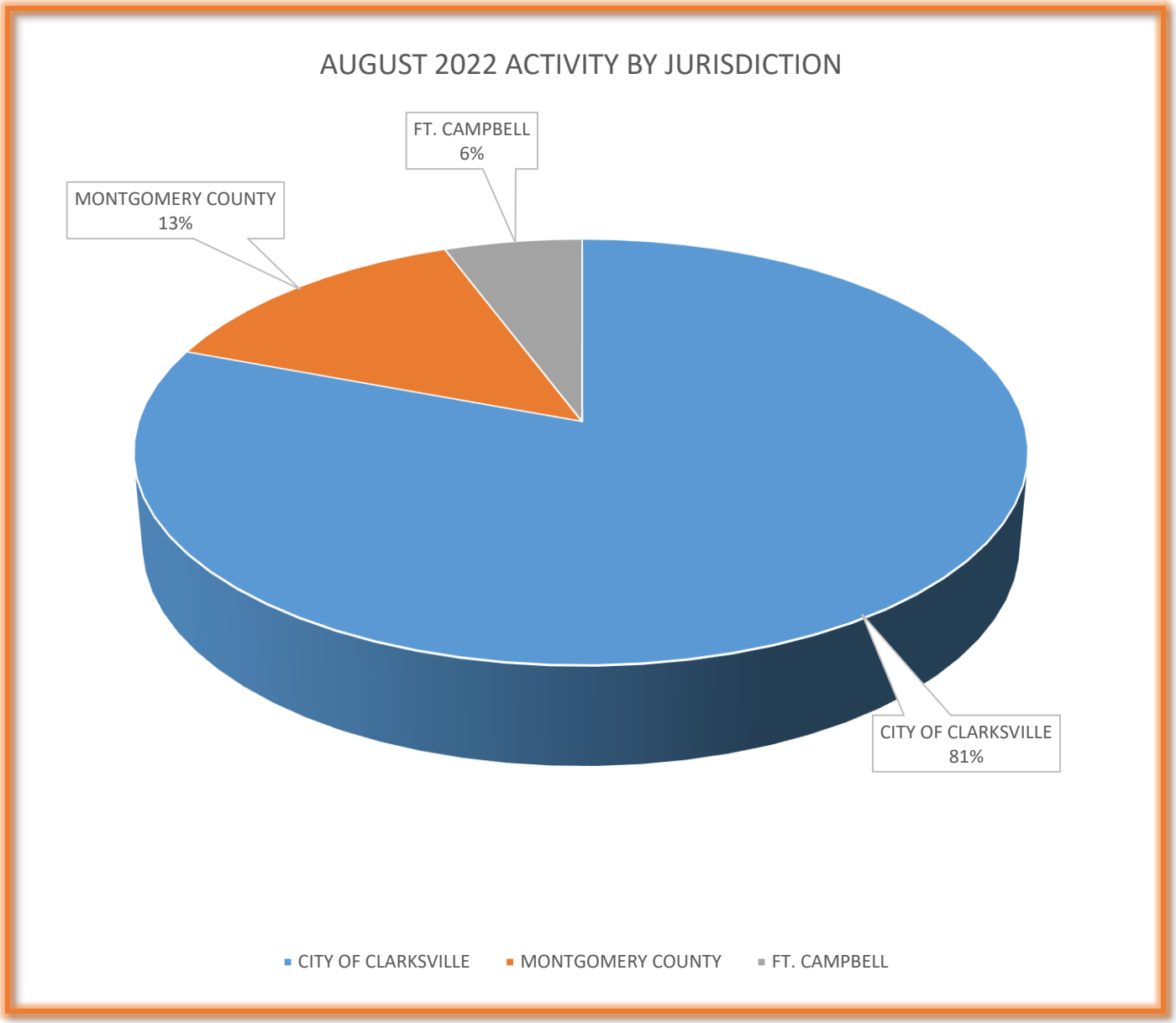

August 2022 Animal Control Monthly Statistics

Activity by Townships

ACTIVITY TO TOWNSHIP	649
ADAMS	0
ASHLAND CITY	0
CLARKSVILLE	580
CUNNINGHAM	5
CUMBERLAND FURNACE	5
CUMBERLAND CITY	0
INDIAN MOUND	0
PALMYRA	6
SOUTHSIDE	7
WOODLAWN	13
FT. CAMPBELL	37
OUT OF COUNTY	1

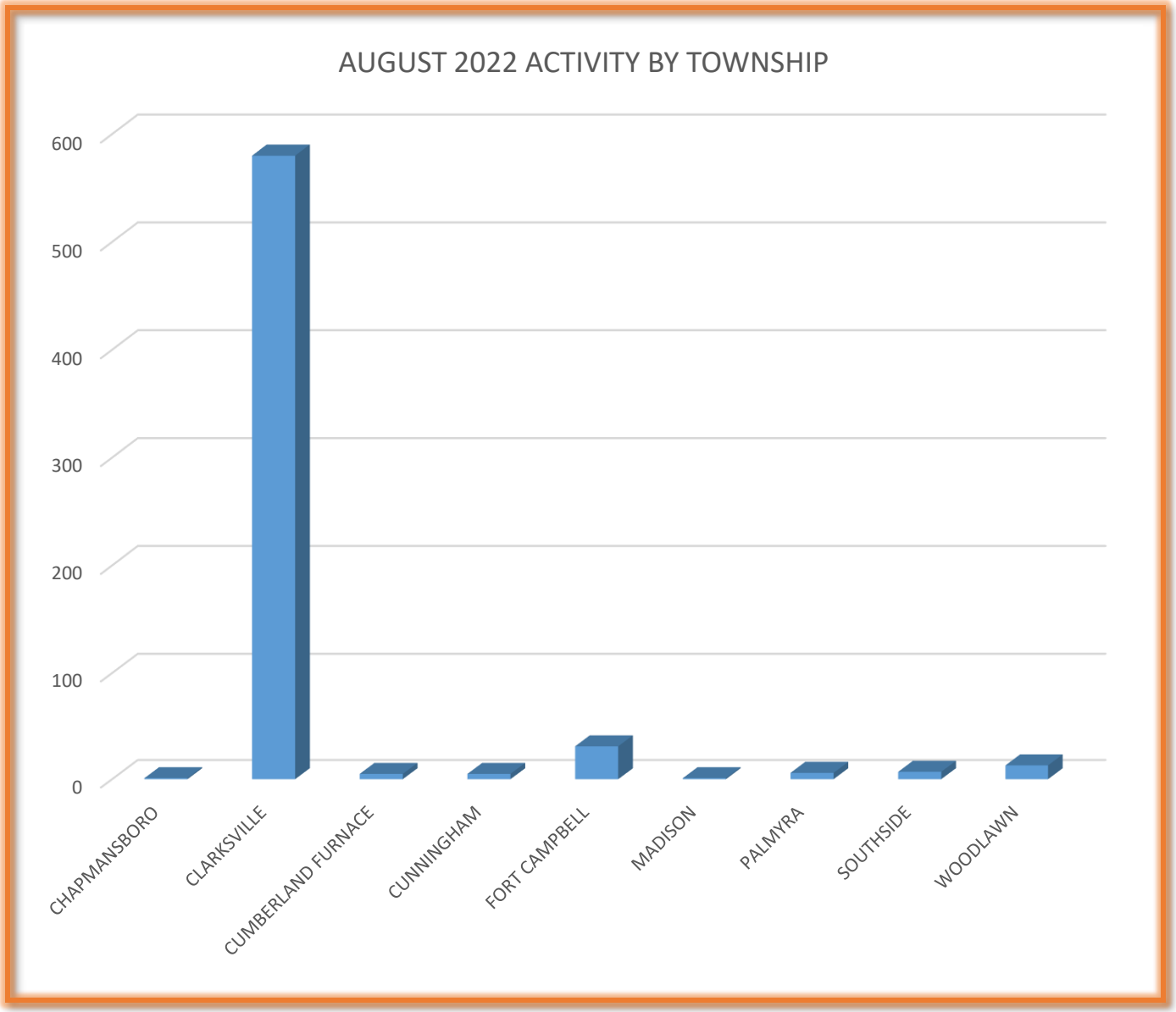

August 2022 Animal Control Monthly Statistics

Activity Heat Map

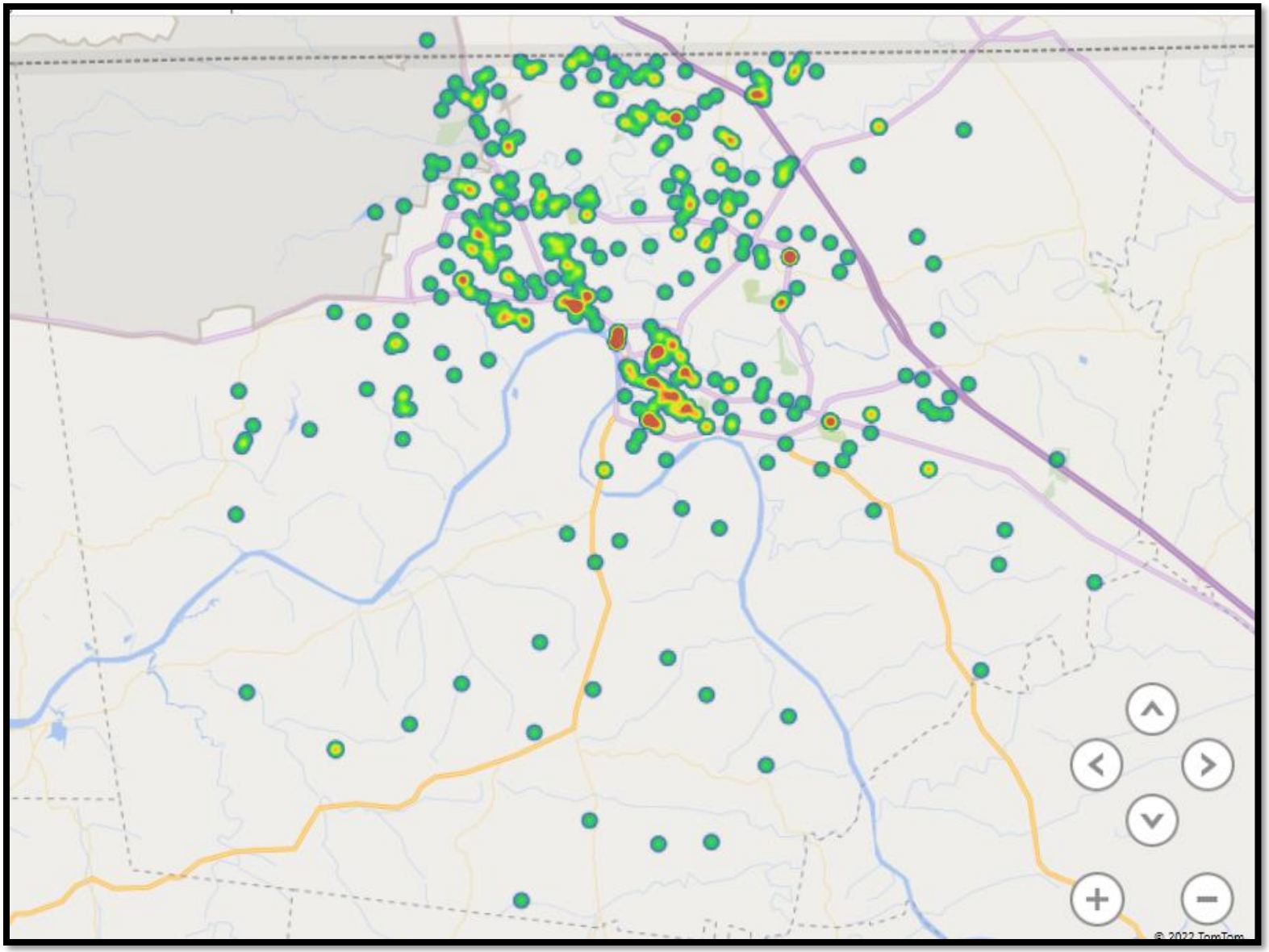

August 2022 Animal Control Monthly Statistics

Activity Call Outcomes

FIELD ACTIVITY OUTCOMES	649
ANIMAL IMPOUNDED	90
ANIMAL RELOCATED	0
BITE INVESTIGATION	38
CANCELLED IN ROUTE	26
CITATION ISSUED	84
CRUELTY INVESTIGATION	3
DANGEROUS DOG INVEST.	2
DECEASED ANIMAL PICK UP	6
FINAL REPORT WRITTEN	165
FOLLOW UP INVESTIGATION	11
FULL COMPLIANCE	11
GONE ON ARRIVAL	83
PICK UP TRAP	3
POSTED TO PROPERTY	26
RETURNED TO FIELD	2
RETURNED TO OWNER	16
UNABLE TO CAPTURE	5
UNABLE TO LOCATE	32
VERBAL WARNING	2
WRITTEN WARNING NOTICE	8
TRANSPORTED TO VET	31
SET TRAP	0
WARNING CITATION	7

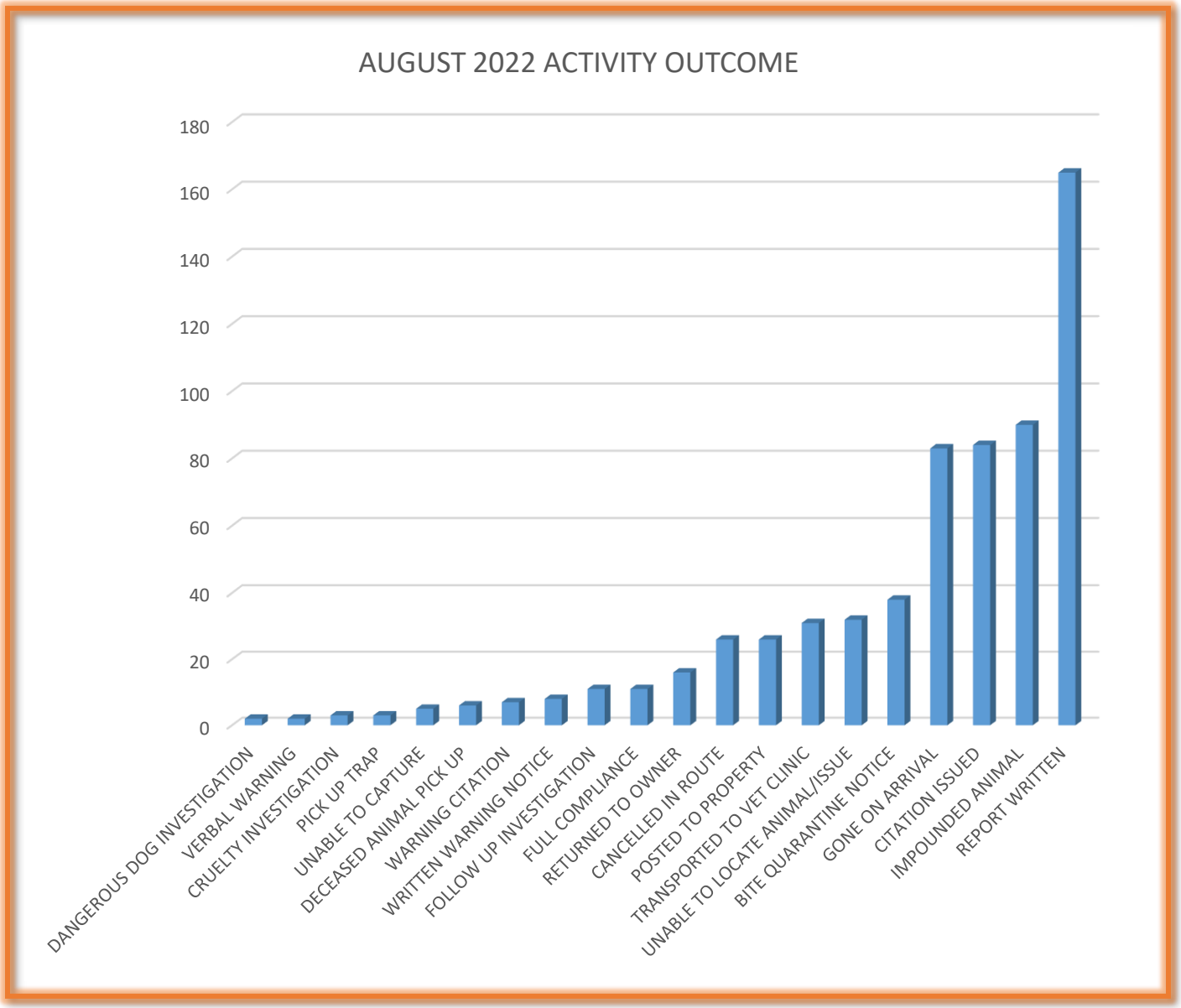

August 2022 Animal Control Monthly Statistics

Citations Issued

CITATIONS ISSUED	162
ANIMAL NEGLECT	1
DANGEROUS DOG – NOT SECURED	1
DANGEROUS DOG – NO LEASH	7
DANGEROUS DOG – NO RABIES VACCINCATION	2
DANGEROUS DOG – NO MUZZLE	2
DANGEROUS DOG – NO SIGN	3
DANGEROUS DOG – NO MICROCHIP	2
DANGEROUS DOG – NOT SPAYED/NEUTERED	3
DANGEROUS DOG – RUNNING LOOSE	2
DANGEROUS DOG - UNSUPERVISED	1
IMPROPER TETHERING	1
INADEQUATE LIVING CONDITIONS	5
NO PROOF OF CURRENT RABIES	95
RUNNING AT LARGE	31
RUNNING AT LARGE 2ND OFF.	7
----------	----------
VIOLATIONS	148
WARNING	15
----------	----------
CITATIONS RECTIFIED	50
SENT TO GENERAL SESSIONS	98

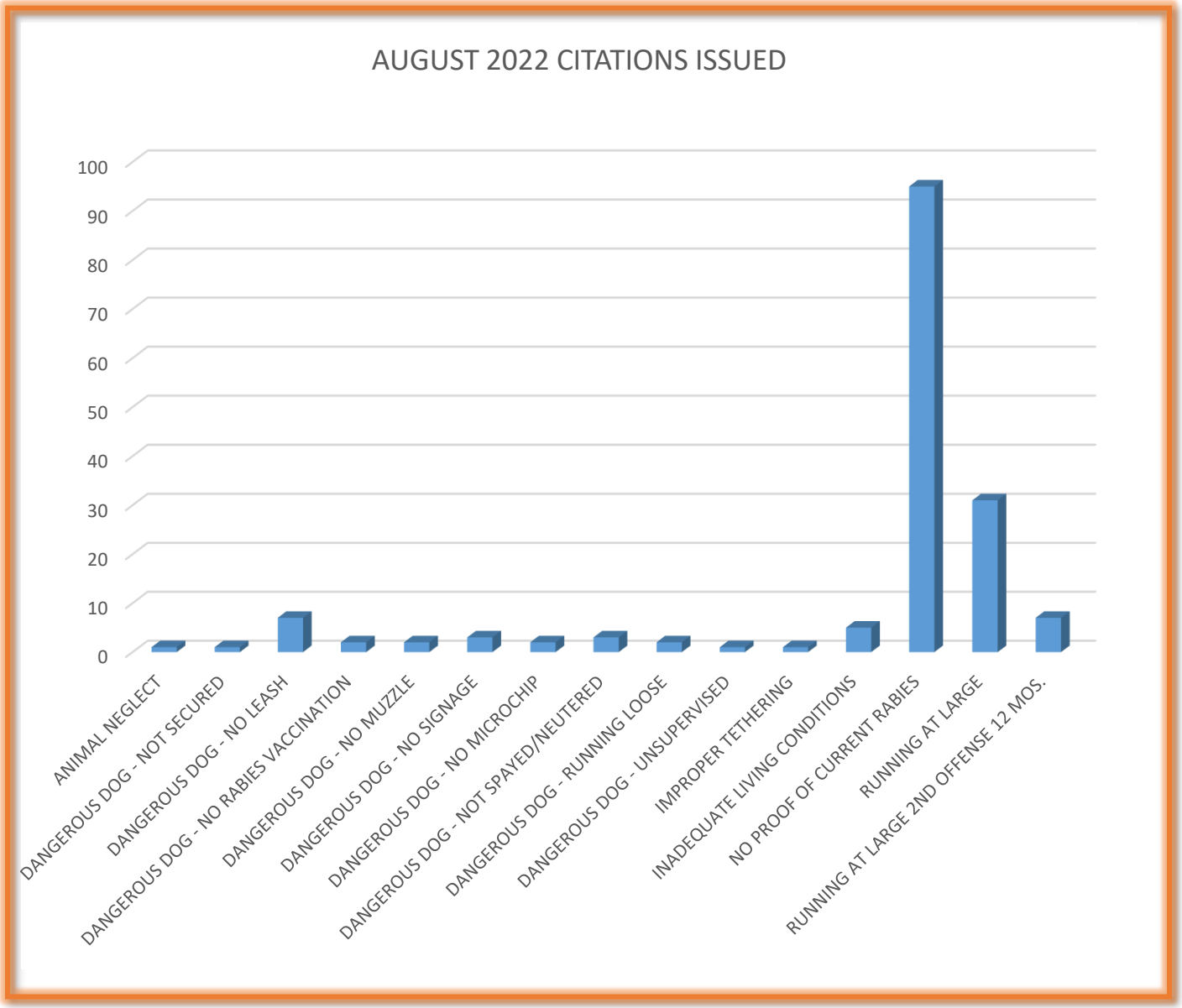

August 2022 Animal Control Monthly Statistics

Activity by Day of Week

ACTIVITY BY DAY OF WEEK	649
MONDAY	124
TUESDAY	118
WEDNESDAY	111
THURSDAY	89
FRIDAY	108
SATURDAY	68
SUNDAY	31

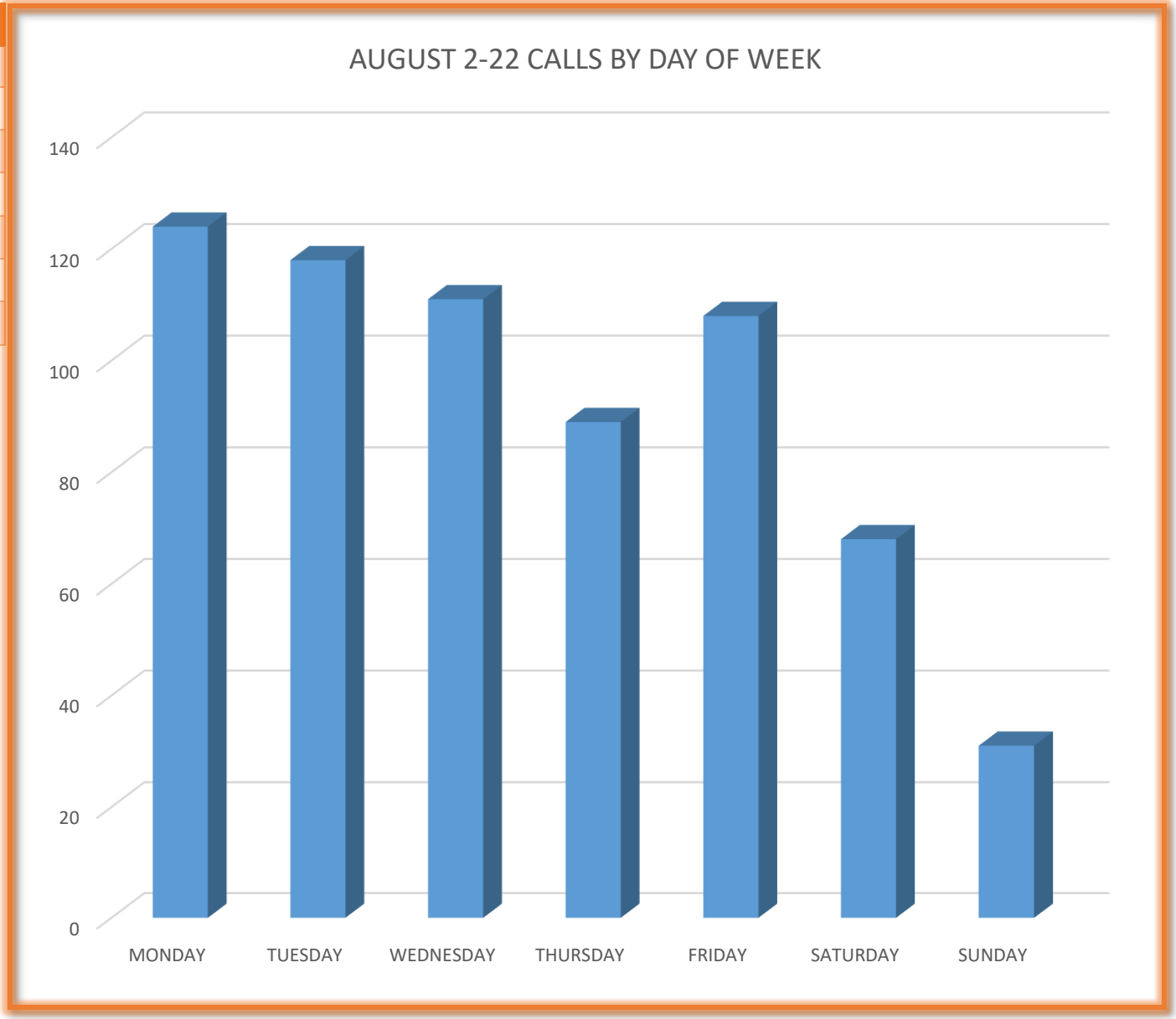

August 2022 Animal Control Monthly Statistics

Activity Calls by Time of Day

ACTIVITY BY TIME OF DAY	649
6AM TO 8AM	6
8AM TO 10AM	60
10AM TO 12PM	149
12PM TO 2PM	166
2PM TO 4PM	150
4PM TO 6PM	83
6PM TO 8PM	22
8PM TO 10PM	9
10PM TO 12AM	1
12AM TO 2AM	1
2AM TO 4AM	0
4AM TO 6AM	2

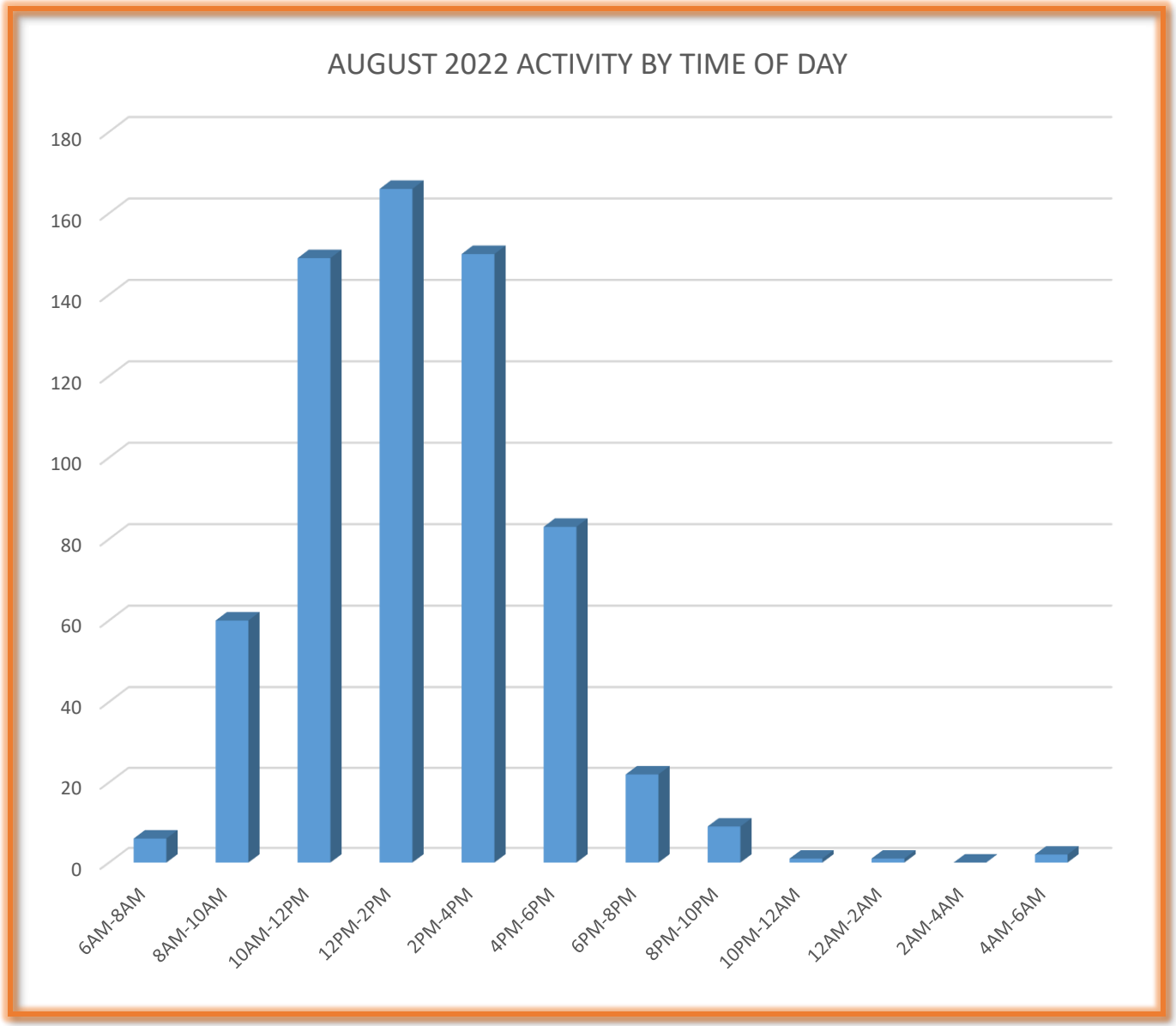

August 2022 Animal Control Monthly Statistics

Owner Surrender Outcomes

OWNER SURRENDERS	47
ADOPTED	17
TRANSFERRED/REHOMED	16
REMAIN IN SHELTER	0
FOSTER	0
EUTHANASIA – OWNER REQ.	1
EUTHANASIA – AGGRESSIVE	3
EUTHANASIA – SICK/INJURED	7
EUTHANASIA – BEHAVIOR	4
EUTHANASIA – FERAL	0
EUTHANASIA – AT VET OFF.	0
DEAD ON ARRIVAL	0
RECLAIMED	0

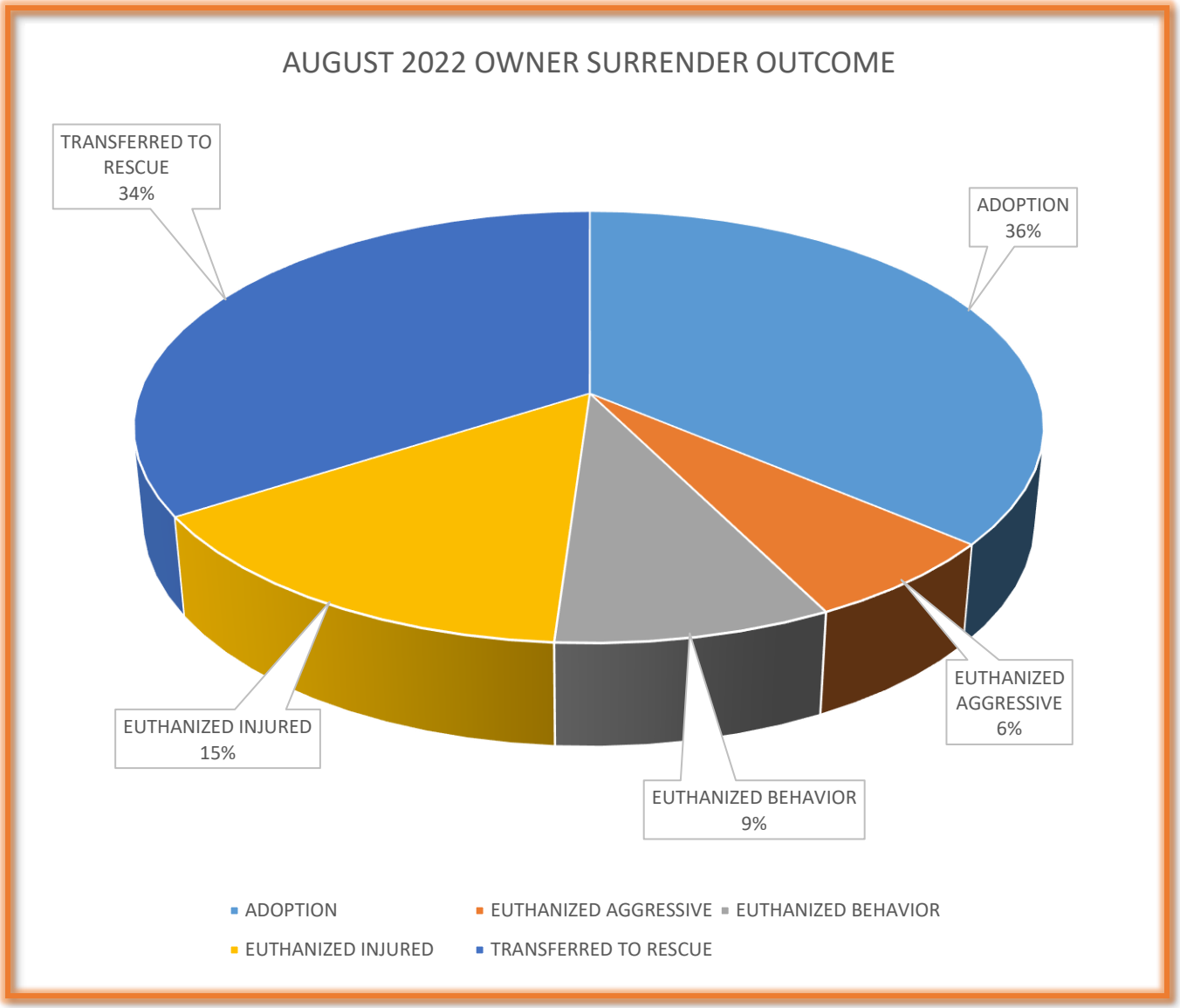

August 2022 Animal Control Monthly Statistics

Microchips Issued

MICROCHIPS ISSUED	172
DOGS – FEMALE	46
DOGS – MALE	45
CATS – FEMALE	42
CATS – MALE	39
RECLAIM CHIPS	20
ADOPTION CHIPS	150
FOSTER CHIPS	2
DANGEROUS DOG CHIPS	0
RESCUE/TRANSFER	0

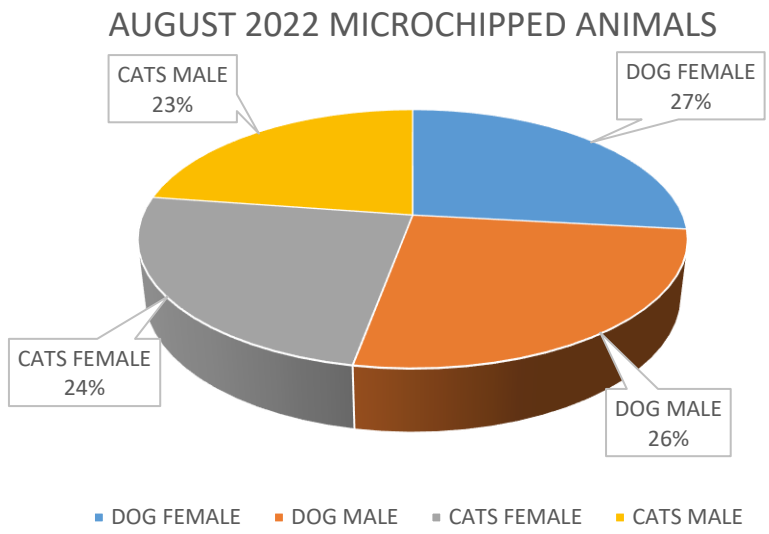

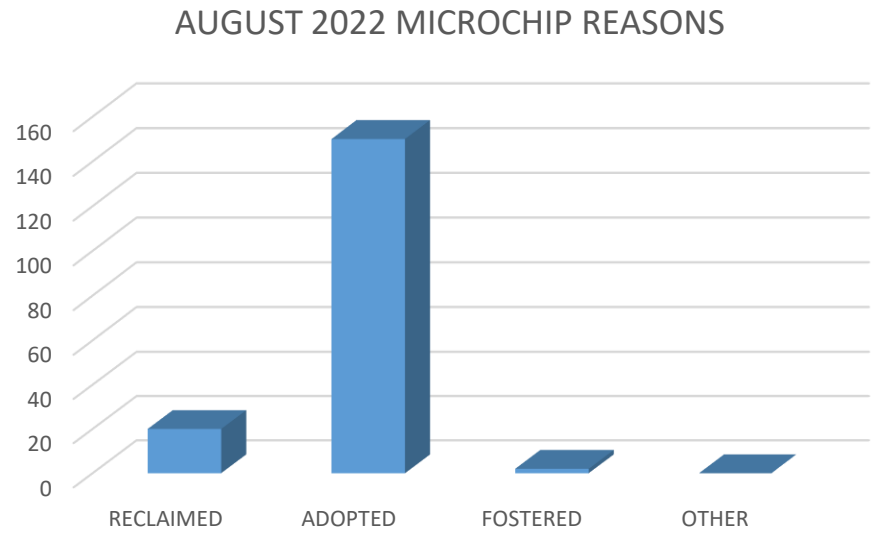

MONTGOMERY COUNTY ANIMAL CARE AND CONTROL

SHELTER TRACKING

2022 TOTALS

Activity	Jan.	Feb.	Mar.	Apr.	May	Jun.	Jul.	Aug.	Sep.	Oct.	Nov.	Dec.	Total	2021
Owner Surrenders	31	110	75	41	31	56	36	47					458	687
Intakes	234	320	329	313	384	396	313	508					2,797	4,195
Stray Dog	114	109	150	108	119	129	158	202					1,110	1,665
Stray Cat	67	47	80	129	195	175	91	177					961	1,065
Calls for Service	397	409	614	615	569	628	662	649					3,915	5,328
Euthanasia dog	19	32	27	21	24	35	36	64					223	232
Euthanasia Cat	11	27	30	18	29	84	42	52					180	350
Microchips Issued	128	99	150	123	140	144	193	172					1,005	1,636
Adoptions	137	99	142	122	110	142	184	187					981	1,523
Rescue/Transfer	60	68	75	131	77	68	35	85					531	972

2022 Live Release Statistics

Live Release Rate%	Jan.	Feb.	Mar.	Apr.	May	Jun.	Jul.	Aug.	Sep.	Oct.	Nov.	Dec.	Total	2021
Dogs	89.4%	83%	87%	91%	88%	85%	86%	76%						86%
Cats	90%	73%	75%	88%	78%	54%	71%	71%						75%
Total Live Release	89.4%	80%	83%	90%	84%	72%	80%	74%						82%

2021 TOTALS

Activity	Jan.	Feb.	Mar.	Apr.	May	Jun.	Jul.	Aug.	Sep.	Oct.	Nov.	Dec.	Total	Trend
Owner Surrenders	47	60	75	60	52	56	62	52	49	51	33	36	633	684
Intakes	275	234	358	281	348	362	341	369	355	348	276	214	3,761	3,200
Stray Dog	90	101	137	99	117	105	141	128	137	133	145	102	1,435	1,406
Stray Cat	28	37	51	62	149	123	111	127	111	134	75	57	1,065	1,065
Calls for Service	358	441	518	466	463	391	464	426	420	490	439	452	5,328	5,262
Euthanasia dog	13	26	20	10	27	25	17	17	33	10	18	16	232	250
Euthanasia Cat	16	15	20	14	43	30	62	52	27	43	15	13	350	371
Microchips Issued	57	100	130	132	118	159	182	177	151	173	117	140	1,636	1,608
Adoptions	42	102	120	105	101	135	177	168	138	182	116	137	1,523	1,450
Rescue/Transfer	104	108	114	66	74	67	55	77	72	80	97	58	972	850

2021 Live Release Statistics

Live Release Rate%	Jan.	Feb.	Mar.	Apr.	May	Jun.	Jul.	Aug.	Sep.	Oct.	Nov.	Dec.	Total	Trend
Dogs	92%	89.4%	91.8%	95%	86%	87%	92%	92%	84%	96%			91.5%	90.1%
Cats	80%	86%	86%	80%	61%	72%	60%	67%	79%	71%			74.2%	81.5
Total Live Release	87%	88.2%	90%	90.5%	77%	82%	80%	82%	82%	86%			85%	85%