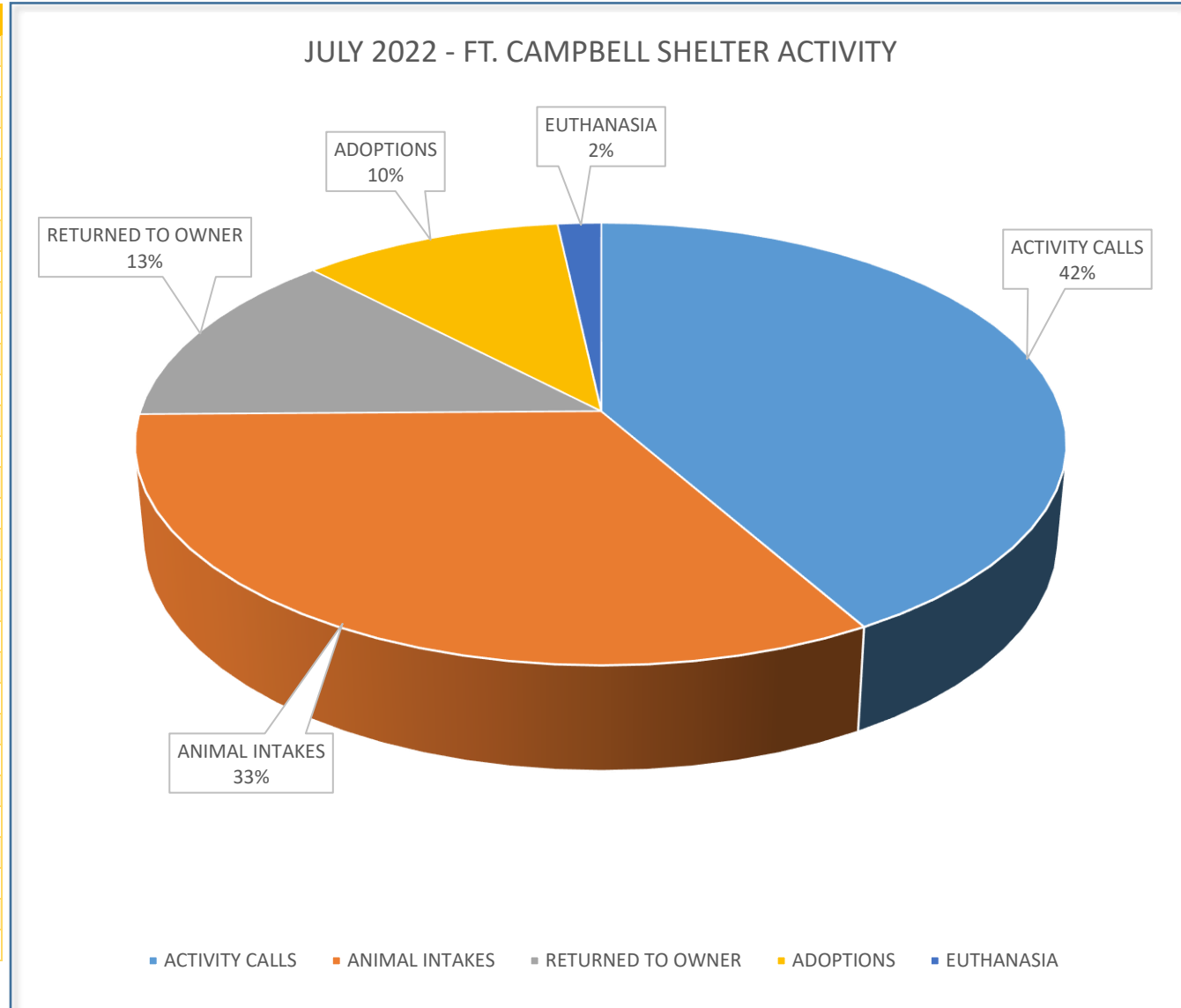


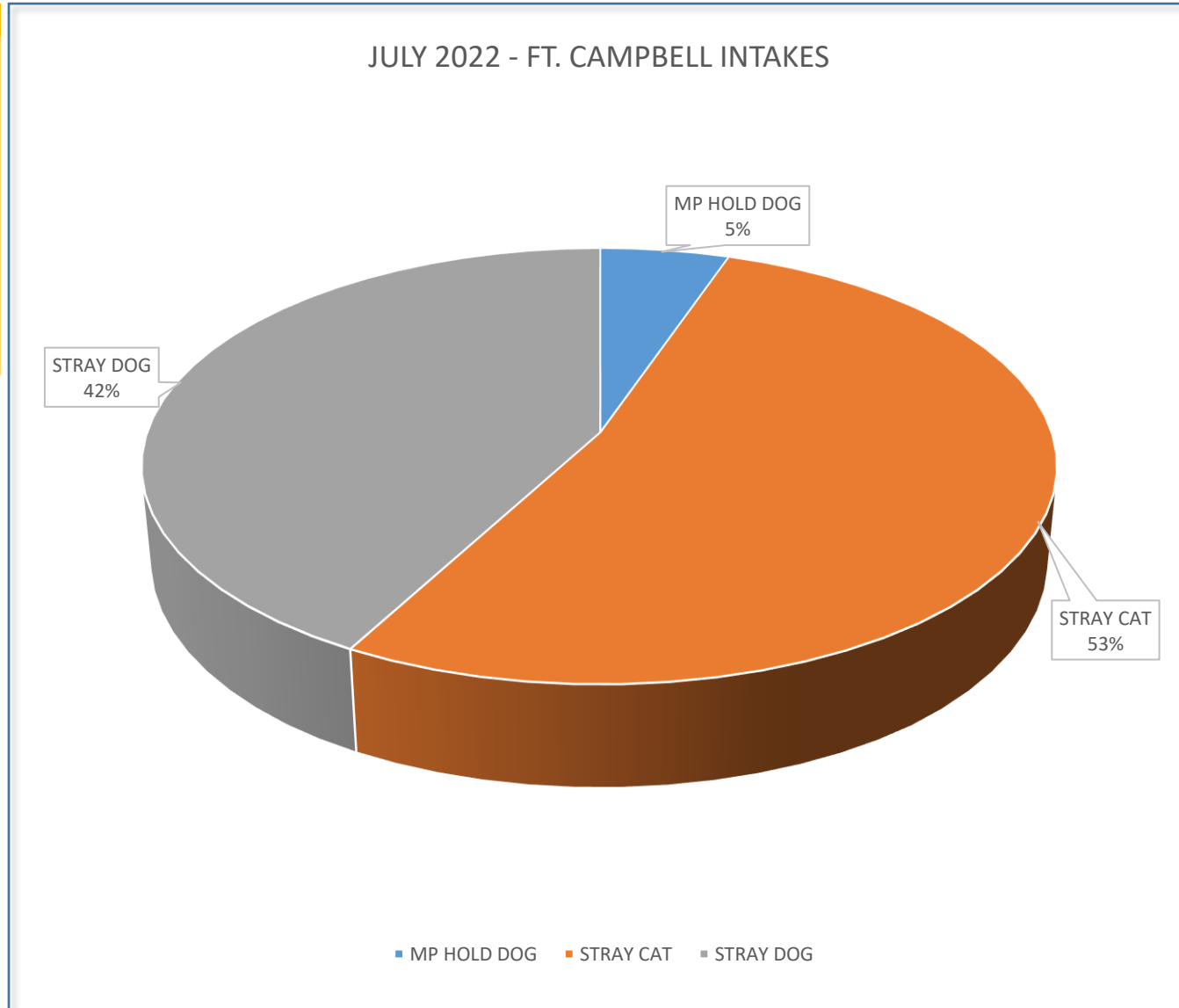
ACTIVITY 2022	
ACTIVITY CALLS	48
ANIMAL INTAKES	38
DOGS	18
CATS	20
OTHER	0
RETURNED TO OWNER IN FIELD	6
DOGS	6
CATS	0
RECLAIMED PETS AT SHELTER	9
DOGS	9
CATS	0
TRANSFERRED TO RESCUE	0
ADOPTIONS	12
DOGS (ALTERED)	1
DOGS (UNALTERED)	5
CATS (ALTERED)	2
CATS (UNALTERED)	4
EUTHANASIA	2
DOGS	2
CATS	0
LIVE RELEASES	27
VISITORS	115



JULY 2022 MCACC / FORT CAMPBELL

ANIMAL INTAKES

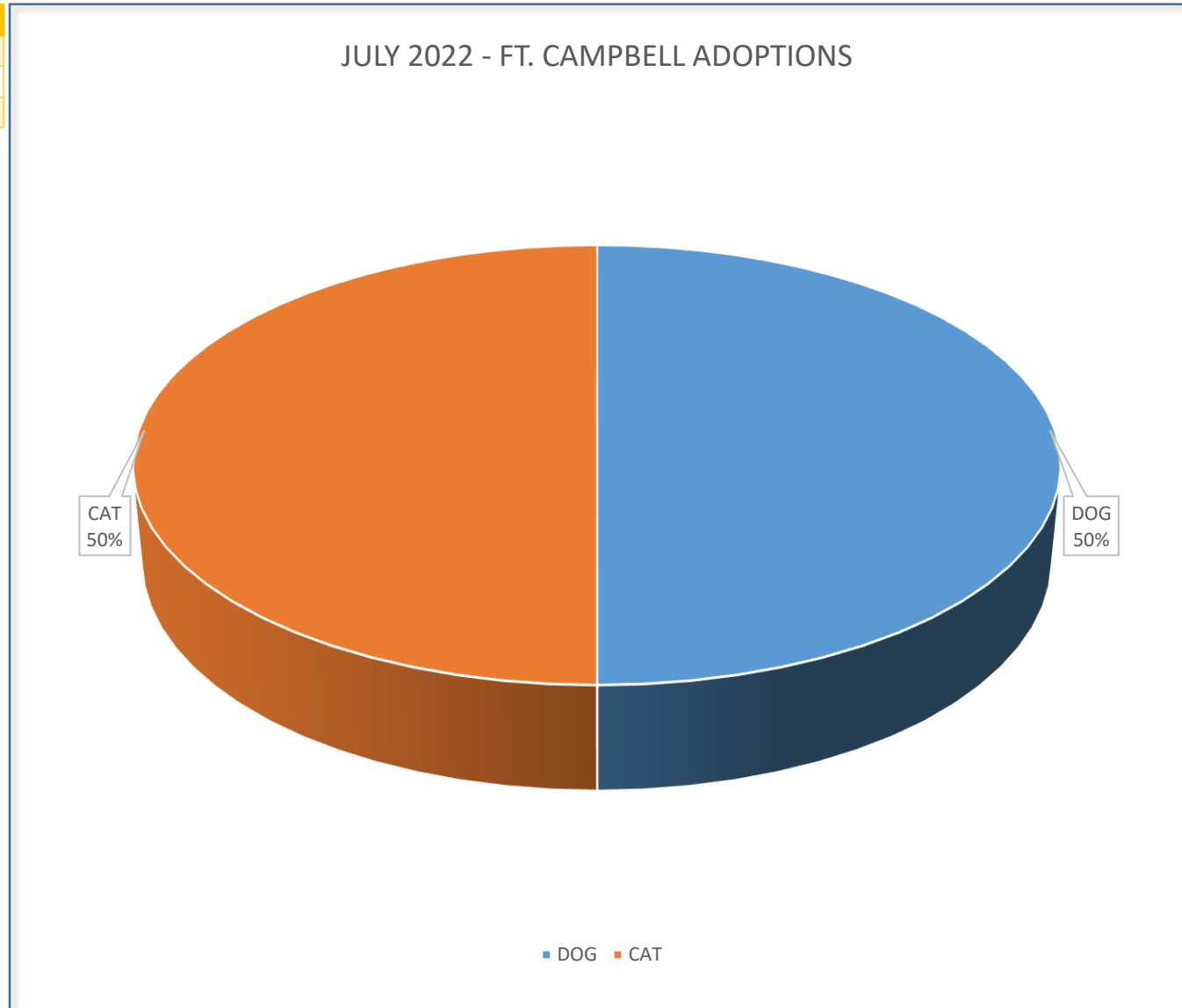
ANIMAL INTAKES	38
OWNER SURRENDER	0
DIED ON ARRIVAL	0
ABANDONED	0
STRAY DOG	16
STRAY CAT	20
ADOPTION RETURN	0
MP HOLD	2
QUARANTINE	0
BORN IN SHELTER	0
PROTECTIVE CUSTODY	0
OTHER	0



JULY 2022 MCACC / FORT CAMPBELL

ANIMAL ADOPTIONS

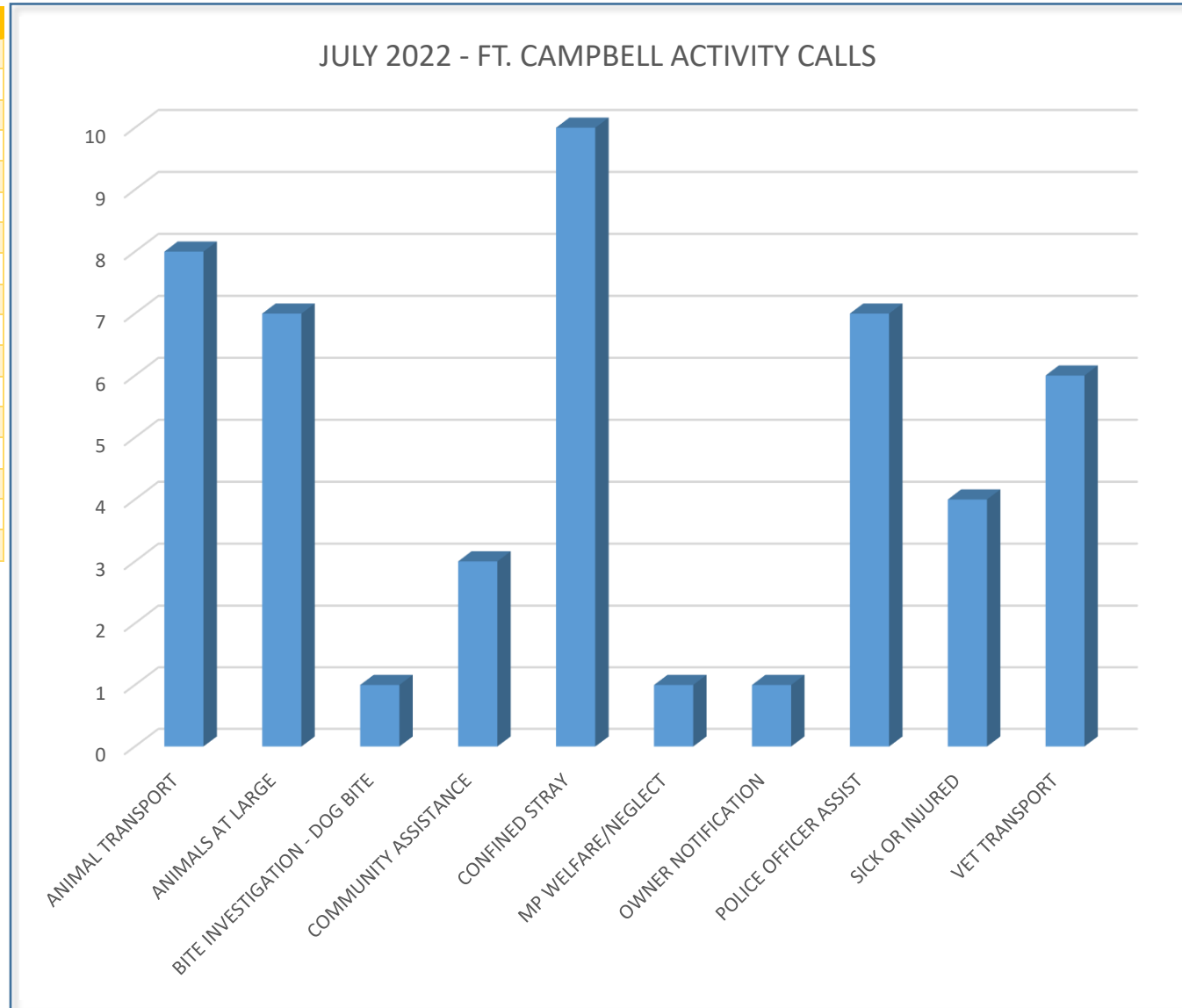
ADOPTIONS	12
CATS	6
DOGS	6
OTHER	0



JULY 2022 MCACC / FORT CAMPBELL

ACTIVITY CALLS

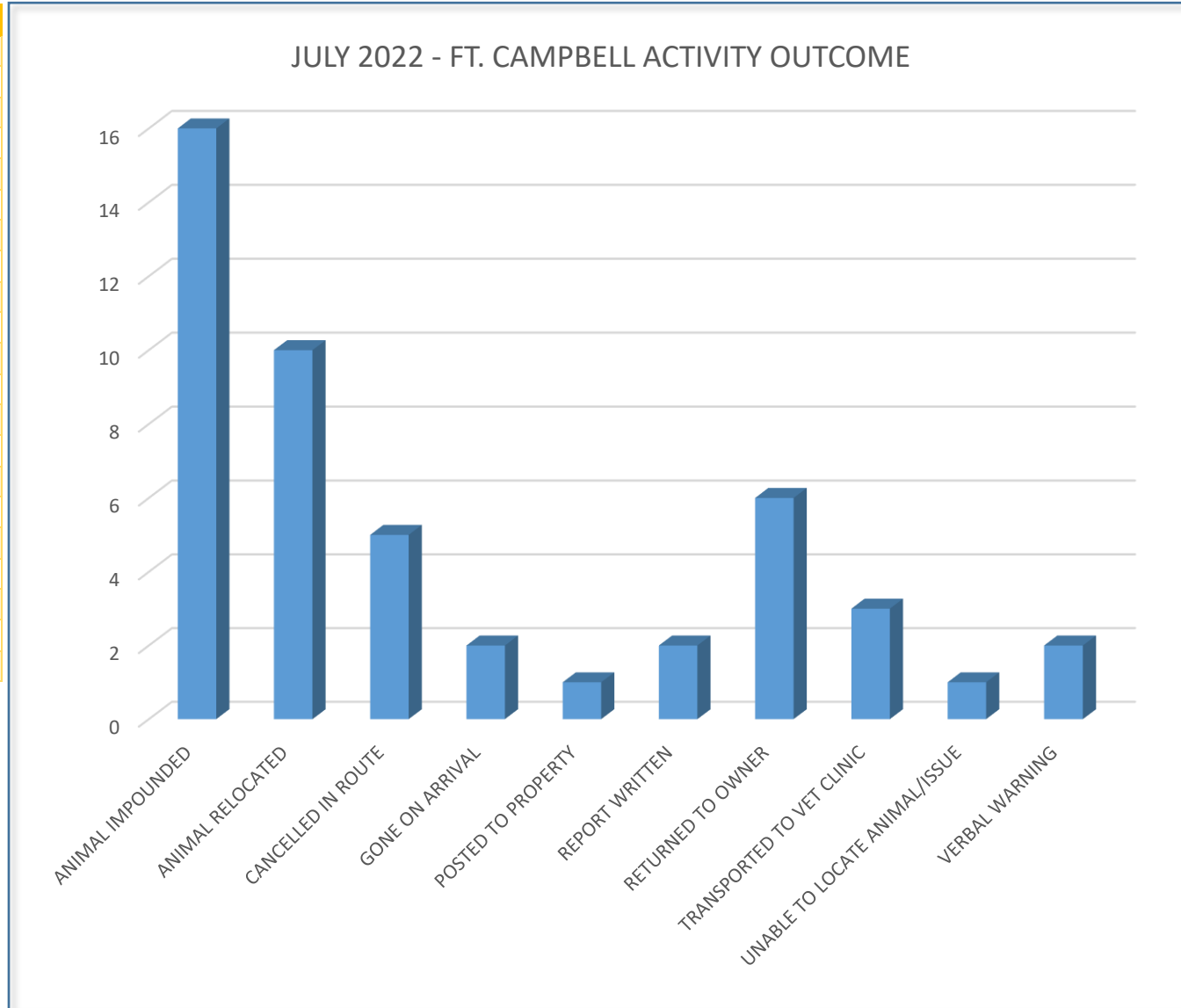
ACTIVITY CALLS	48
AGGRESSIVE/DANGEROUS DOG	0
AGGRESSIVE DOG VS. DOG	0
ANIMAL HOME CHECK	0
ANIMAL TRANSPORT	8
ANIMAL LEFT IN VEHICLE	0
ANIMALS AT LARGE	7
BITE INVESTIGATION	1
CONFINED STRAY	10
DECEASED ANIMAL PICK UP	0
ASSIST POLICE	7
POSSIBLE ABANDONMENT	0
POSSIBLE RABID ANIMAL	0
SICK OR INJURED ANIMAL	4
WELFARE/NEGLECT	1
COMPLIANCE CHECK	0
OWNER NOTIFICATION	1
COMMUNITY ASSISTANCE	3



JULY 2022 MCACC / FORT CAMPBELL

FIELD ACTIVITY OUTCOMES

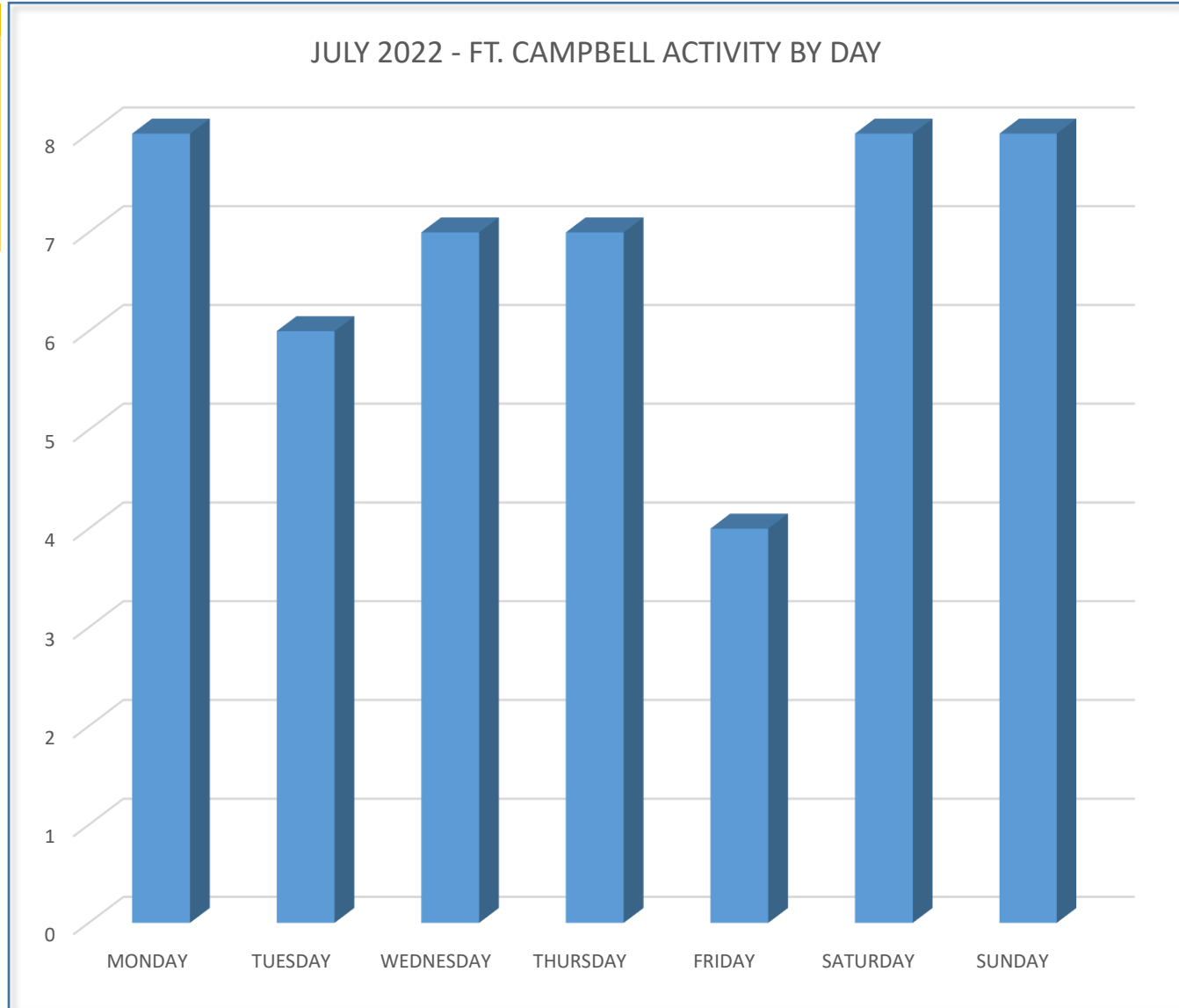
FIELD ACTIVITY OUTCOMES	48
ANIMAL IMPOUNDED	16
ANIMAL RELOCATED	10
CANCELLED IN ROUTE	5
CRUELTY INVESTIGATION	0
DANGEROUS DOG INVESTIGATION	0
FOLLOW UP INVESTIGATION	0
FULL COMPLIANCE	0
NO ISSUES FOUND	0
POSTED TO PROPERTY	1
NOTICE TO COMPLY	0
PENDING RESOLUTION	0
REPORT WRITTEN	2
RETURNED TO OWNER	6
SET TRAP	0
UNABLE TO CAPTURE	0
UNABLE TO LOCATE ANIMAL/ISSUE	1
VERBAL WARNING	2
WRITTEN WARNING	0
DECEASED ANIMAL PICK UP	0
GONE ON ARRIVAL	2
TRANSPORTED TO VET CLINIC	3



JULY 2022 MCACC / FORT CAMPBELL

ACTIVITY BY DAY OF WEEK

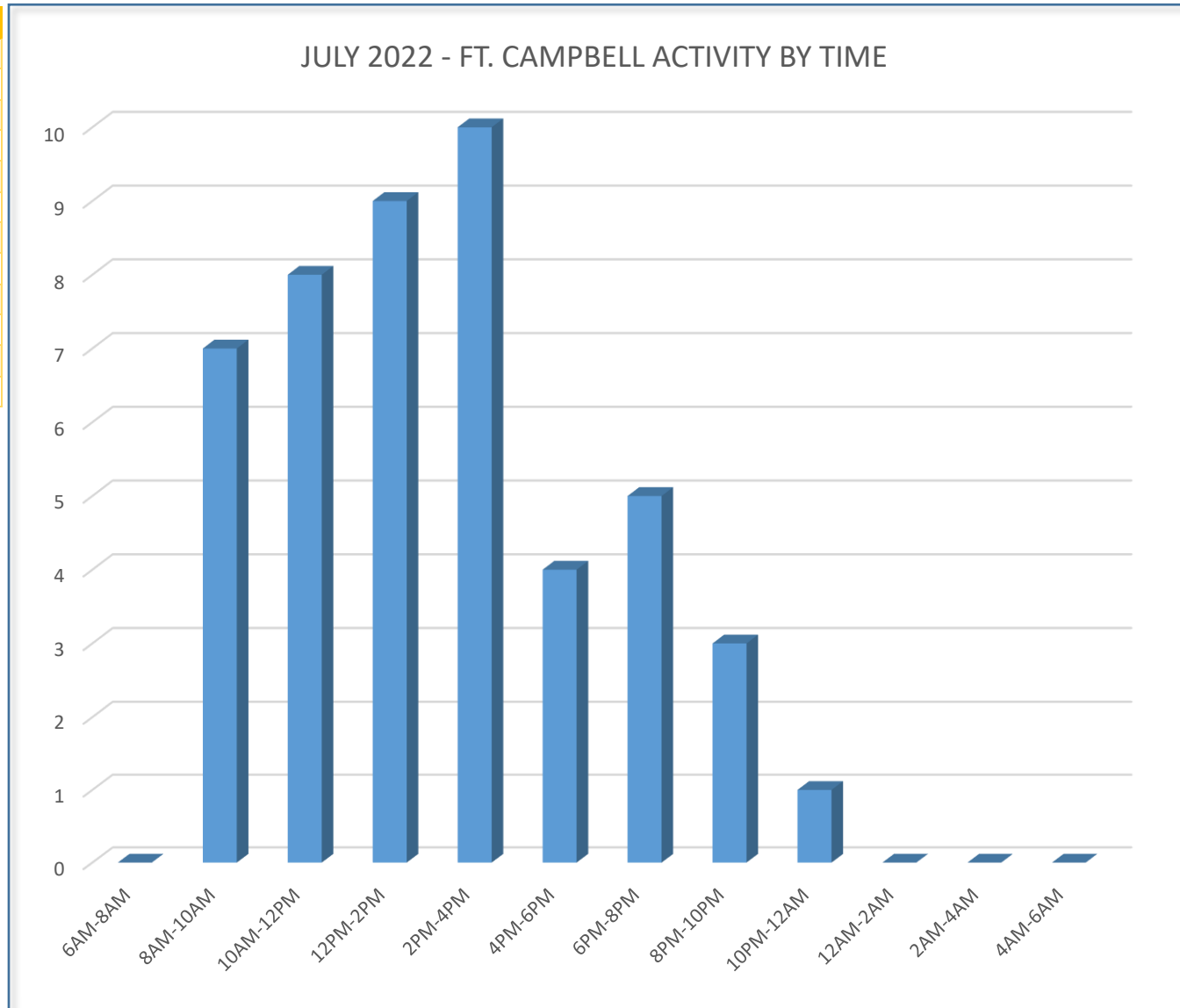
CALLS BY DAY OF WEEK	48
MONDAY	8
TUESDAY	6
WEDNESDAY	7
THURSDAY	7
FRIDAY	4
SATURDAY	8
SUNDAY	8



JULY 2022 MCACC / FORT CAMPBELL

ACTIVITY BY TIME OF DAY

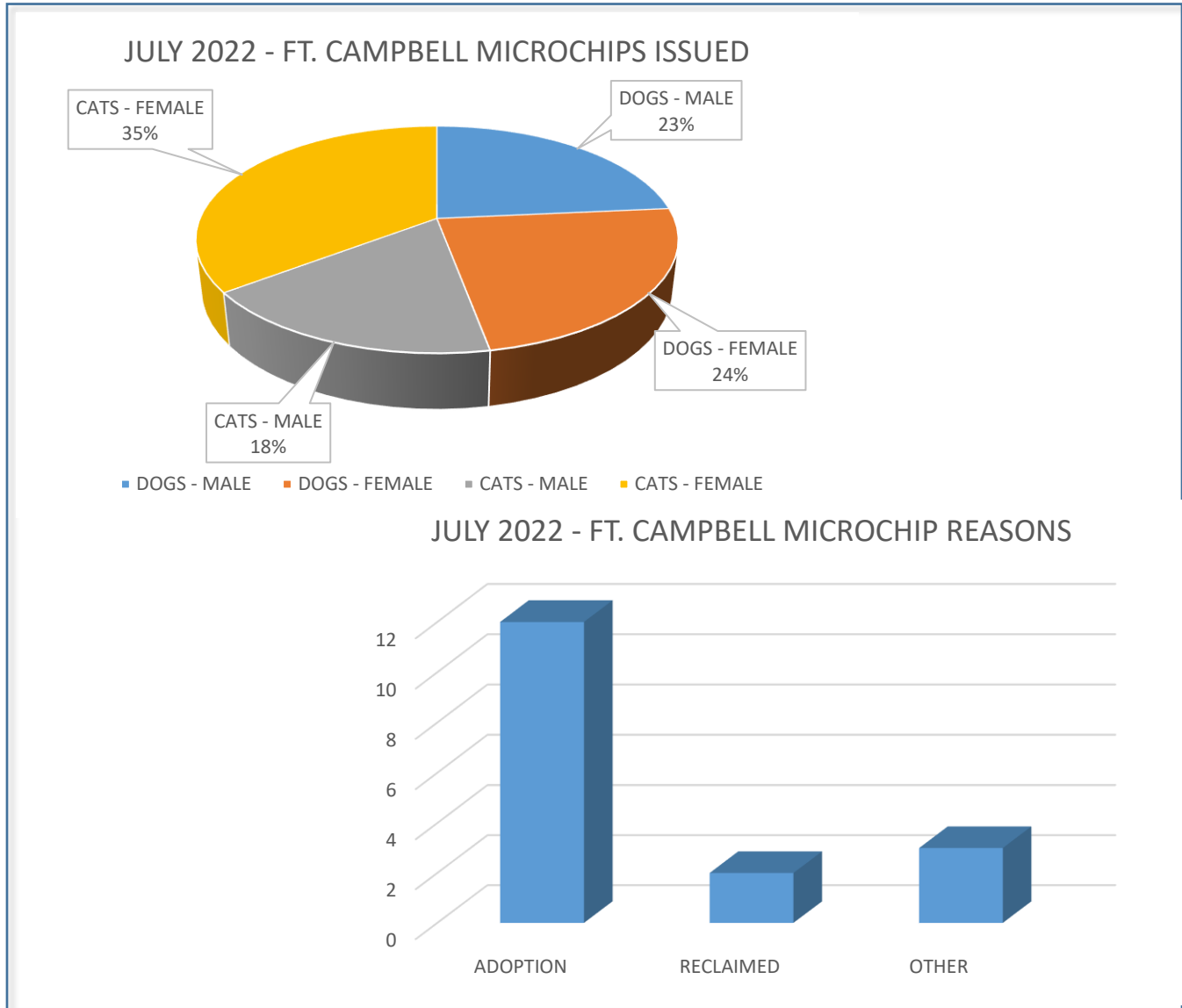
ACTIVITY BY TIME OF DAY	48
6AM TO 8AM	0
8AM TO 10AM	7
10AM TO 12PM	8
12PM TO 2PM	9
2PM TO 4PM	10
4PM TO 6PM	4
6PM TO 8PM	5
8PM TO 10PM	3
10PM TO 12AM	1
12AM TO 2AM	0
2AM TO 4AM	0
4AM TO 6AM	0



JULY 2022 MCACC / FORT CAMPBELL

MICROCHIPS ISSUED

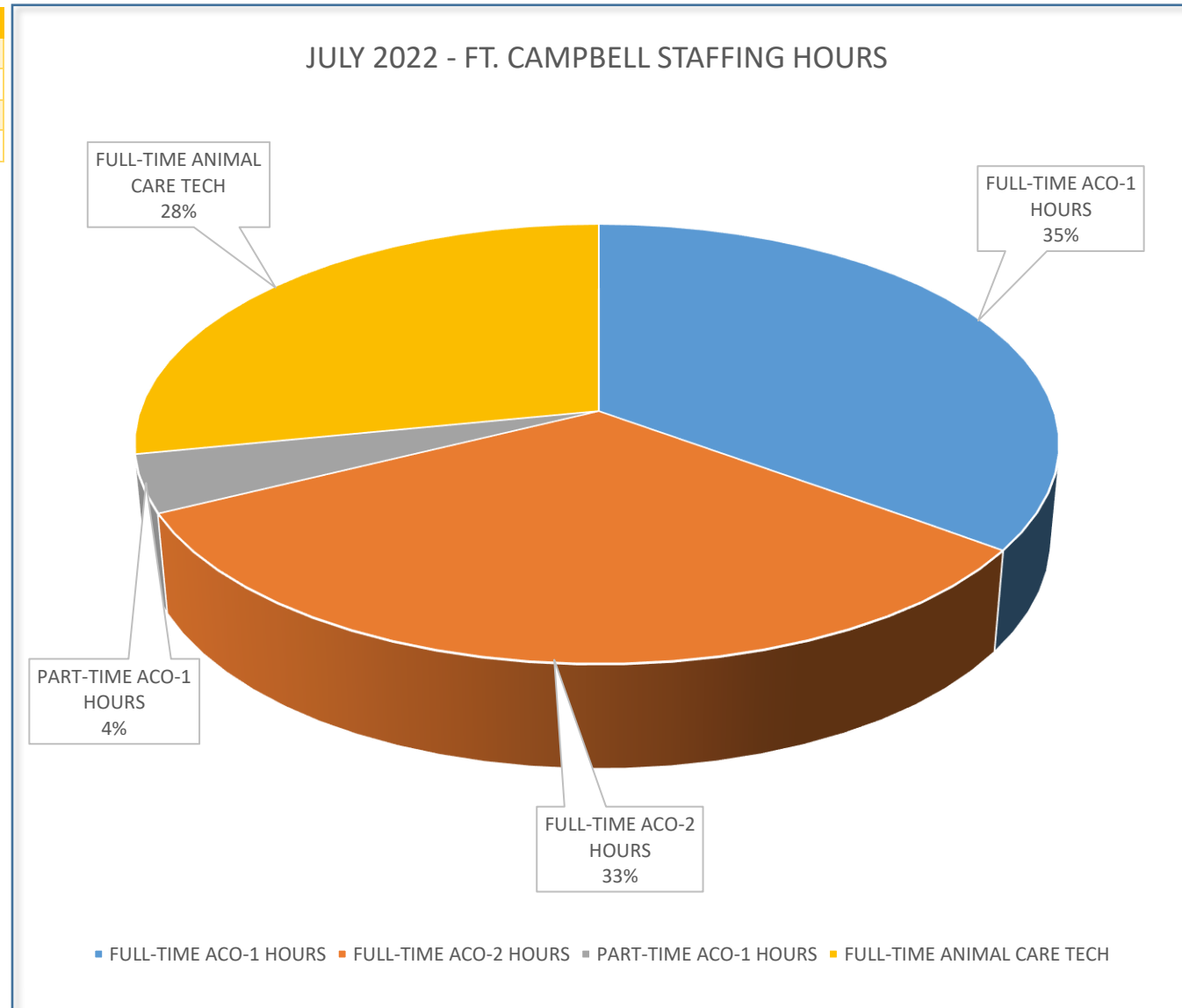
MICROCHIPS ISSUED	17
DOGS – MALE	4
DOGS – FEMALE	4
CATS – MALE	3
CATS – FEMALE	6
REASON FOR MICROCHIPPING 17	
RECLAIMED BY OWNER	2
ADOPTION	12
FOSTER	0
RESCUE TRANSFER	3



JULY 2022 MCACC / FORT CAMPBELL

STAFFING HOURS

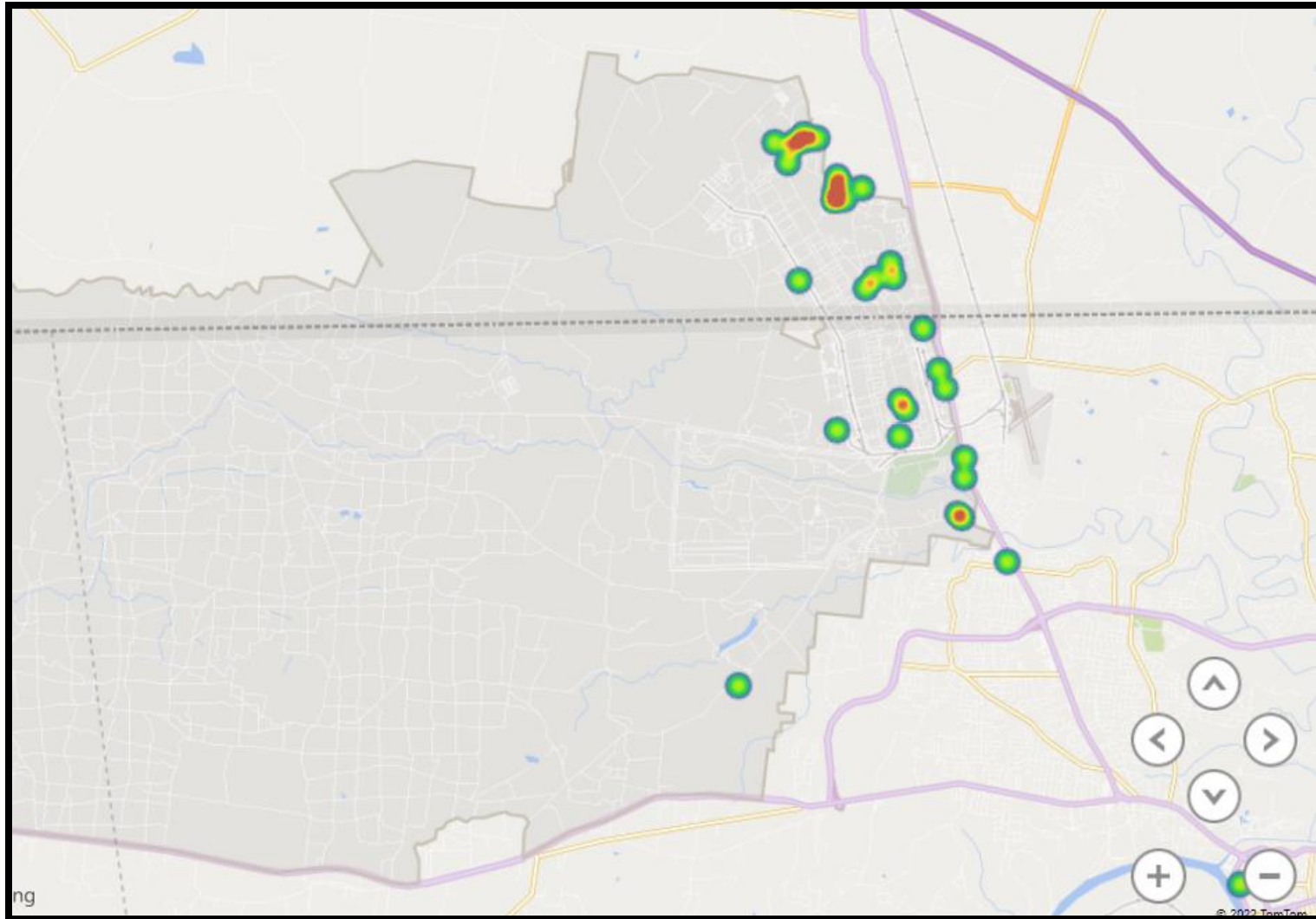
MONTHLY STAFFING HOURS TOTAL	569
FULL-TIME ACO 1 HOURS	199.5
FULL-TIME ACO 2 HOURS	185.5
PART-TIME ACO 1 HOURS	24
FULL-TIME ANIMAL CARE TECH	160



JULY 2022 MCACC / FORT CAMPBELL

CALLS FOR SERVICE HEAT MAP

Activity Call Locations Ft. Campbell Heat Map



JULY 2022 MCACC / FORT CAMPBELL

MONTHLY TOTALS

2022

	JAN.	FEB.	MAR.	APR.	MAY	JUN.	JUL.	AUG.	SEP.	OCT.	NOV.	DEC.	TOTAL	TREND
STRAY DOGS	7	13	11	21	8	9	16						85	144
STRAY CATS	6	2	7	10	11	12	20						68	86
MP HOLDS	0	3	3	0	2	2	2						12	27
CALLS FOR SERVICE	20	26	25	31	22	36	48						183	276
EUTHANASIA DOG	0	1	1	0	1	0	2						5	2
EUTHANASIA CAT	0	0	0	0	1	0	0						1	0
MICROCHIPS ISSUED	3	11	13	19	16	19	17						98	63
ADOPTIONS	7	9	9	10	10	10	12						67	96
STAFF HOURS	537.75	501.5	551.25	586.75	579.75	591.5	569						3,917.5	6235.5
LIVE RELEASE RATE	100%	96%	94%	100%	93%	100%	96%						97%	97%
DOGS	100%	95%	93%	100%	96%	100%	94%						97.3%	96%
CATS	100%	100%	100%	100%	84%	100%	100%						97.3%	96.8%

2019

	JAN.	FEB.	MAR.	APR.	MAY	JUN.	JUL.	AUG.	SEP.	OCT.	NOV.	DEC.	TOTAL	TREND
STRAY DOGS	0	0	0	0	0	0	9	9	19	22	8	14	67	0
STRAY CATS	0	0	0	0	0	0	7	9	11	16	18	9	61	0
MP HOLDS	0	0	0	0	0	0	9	3	1	0	12	1	25	0
CALLS FOR SERVICE	0	0	0	0	0	0	27	25	31	39	12	13	134	0
EUTHANASIA DOG	0	0	0	0	0	0	0	0	1	0	0	0	1	0
EUTHANASIA CAT	0	0	0	0	0	0	1	1	0	0	1	1	4	0
MICROCHIPS ISSUED	0	0	0	0	0	0	7	13	23	26	24	21	93	0
ADOPTIONS	0	0	0	0	0	0	3	6	10	10	10	13	52	0
STAFF HOURS														
LIVE RELEASE RATE	0	0	0	0	0	0	97%	98%	98%	100%	98%	97%	98%	0
DOGS	0	0	0	0	0	0	100%	100%	96%	100%	100%	100%	99.5%	0
CATS	0	0	0	0	0	0	89%	92%	100%	100%	90%	93%	94%	0

2020

	JAN.	FEB.	MAR.	APR.	MAY	JUN.	JUL.	AUG.	SEP.	OCT.	NOV.	DEC.	TOTAL	TREND
STRAY DOGS	12	25	16	10	17	13	10	10	15	14	12	13	167	0
STRAY CATS	5	5	7	0	3	13	2	14	16	9	12	6	92	0
MP HOLDS	0	2	1	8	3	7	6	6	15	0	1	9	58	
CALLS FOR SERVICE	28	26	41	39	30	24	30	24	36	36	34	28	376	0
EUTHANASIA DOG	0	0	0	0	0	0	0	0	0	1	1	1	3	0
EUTHANASIA CAT	1	0	0	0	0	0	0	1	0	2	2	0	6	0
MICROCHIPS ISSUED	8	10	11	12	11	6	18	14	18	26	14	17	162	0
ADOPTIONS	17	10	9	5	5	0	18	17	12	10	11	14	128	0
STAFF HOURS														
LIVE RELEASE RATE	98%	100%	100%	100%	100%	100%	100%	99%	100%	95%	91%	97%	98%	0
DOGS	100%	100%	100%	100%	100%	100%	100%	100%	100%	96%	95%	96%	99.1%	0
CATS	92%	100%	100%	100%	100%	100%	100%	98%	100%	80%	85%	100%	96.3%	0

2021

	JAN.	FEB.	MAR.	APR.	MAY	JUN.	JUL.	AUG.	SEP.	OCT.	NOV.	DEC.	TOTAL	TREND
STRAY DOGS	15	8	10	6	10	17	9	5	11	13	14	8	126	150
STRAY CATS	4	4	6	6	8	5	6	9	5	23	9	3	888	78
MP HOLDS	0	0	0	0	0	1	3	0	3	5	4	0	16	8
CALLS FOR SERVICE	33	22	33	31	37	22	22	23	21	22	29	34	322	386
EUTHANASIA DOG	0	0	1	0	0	0	0	0	0	0	0	0	1	1
EUTHANASIA CAT	0	0	0	0	0	0	0	0	0	0	0	0	0	0
MICROCHIPS ISSUED	17	18	13	16	11	6	13	12	7	12	16	8	149	188
ADOPTIONS	5	11	4	5	3	2	13	10	6	16	15	11	101	86
STAFF HOURS	685.50	556.75	560	550.5	393	400.5	638.5	469	620.75	560.25	550.25	582.95	6567.95	6380.63
LIVE RELEASE RATE	100%	100%	98%	100%	100%	100%	100%	100%	100%	100%	100%	100%	99.8%	99.7%
DOGS	100%	100%	90%	100%	100%	100%	100%	100%	100%	100%	100%	100%	99%	98%
CATS	100%	100%	100%	100%	100%	100%	100%	100%	100%	100%	100%	100%	100%	100%

