JANUARY 2022 MCACC / FORT CAMPBELL

Officer Field Activity and Intake / Adoption Statistics

ACTIVITY 2022	
ACTIVITY CALLS	**20**
ANIMAL INTAKES	**13**
DOGS	6
CATS	7
OTHER (REPTILE)	0
RETURNED TO OWNER IN FIELD	**1**
DOGS	1
CATS	0
RECLAIMED PETS AT SHELTER	**1**
DOGS	0
CATS	1
TRANSFERRED TO RESCUE	**4**
ADOPTIONS	**7**
DOGS (ALTERED)	0
DOGS (UNALTERED)	4
CATS (ALTERED)	2
CATS (UNALTERED)	1
EUTHANASIA	**0**
DOGS	0
CATS	0
LIVE RELEASES	**13**
VISITORS	**87**

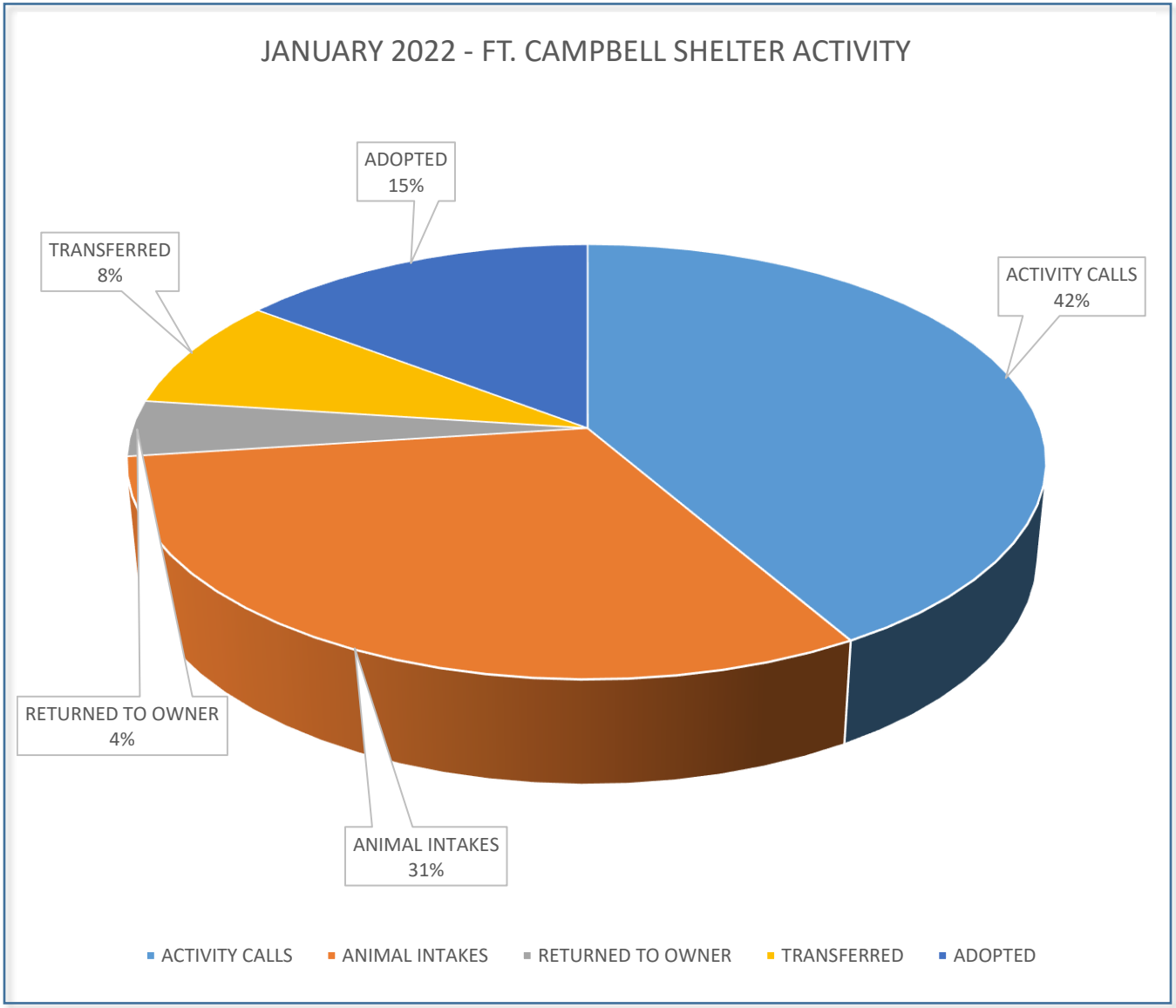

JANUARY 2022 MCACC / FORT CAMPBELL

ANIMAL INTAKES

ANIMAL INTAKES	13
OWNER SURRENDER	0
DIED ON ARRIVAL	0
ABANDONED	0
STRAY DOG	6
STRAY CAT	7
ADOPTION RETURN	0
MP HOLD	0
QUARANTINE	0
BORN IN SHELTER	0
PROTECTIVE CUSTODY	0
OTHER	0

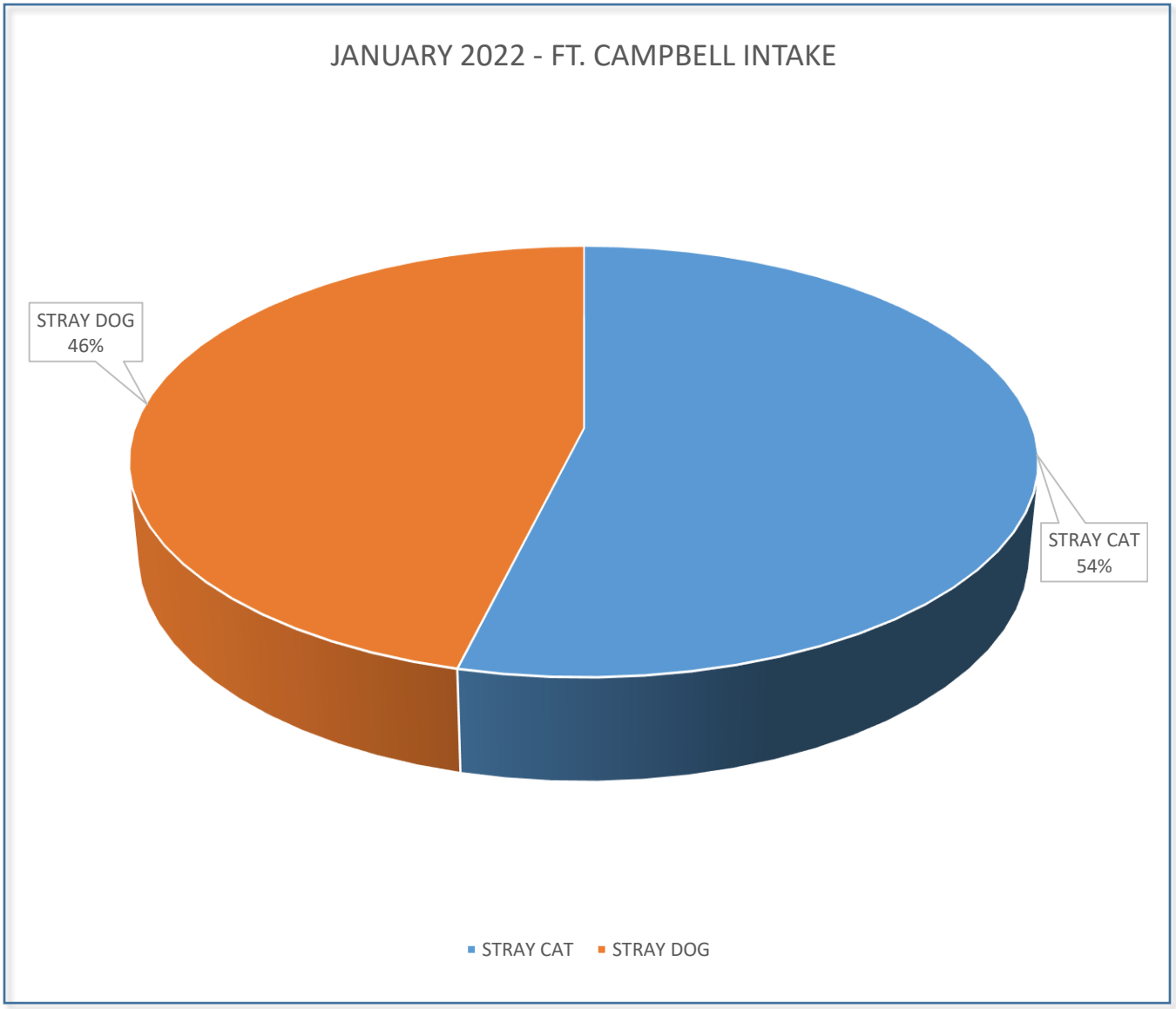

JANUARY 2022 MCACC / FORT CAMPBELL

ANIMAL ADOPTIONS

ADOPTIONS	7
CATS	3
DOGS	4
OTHER	0

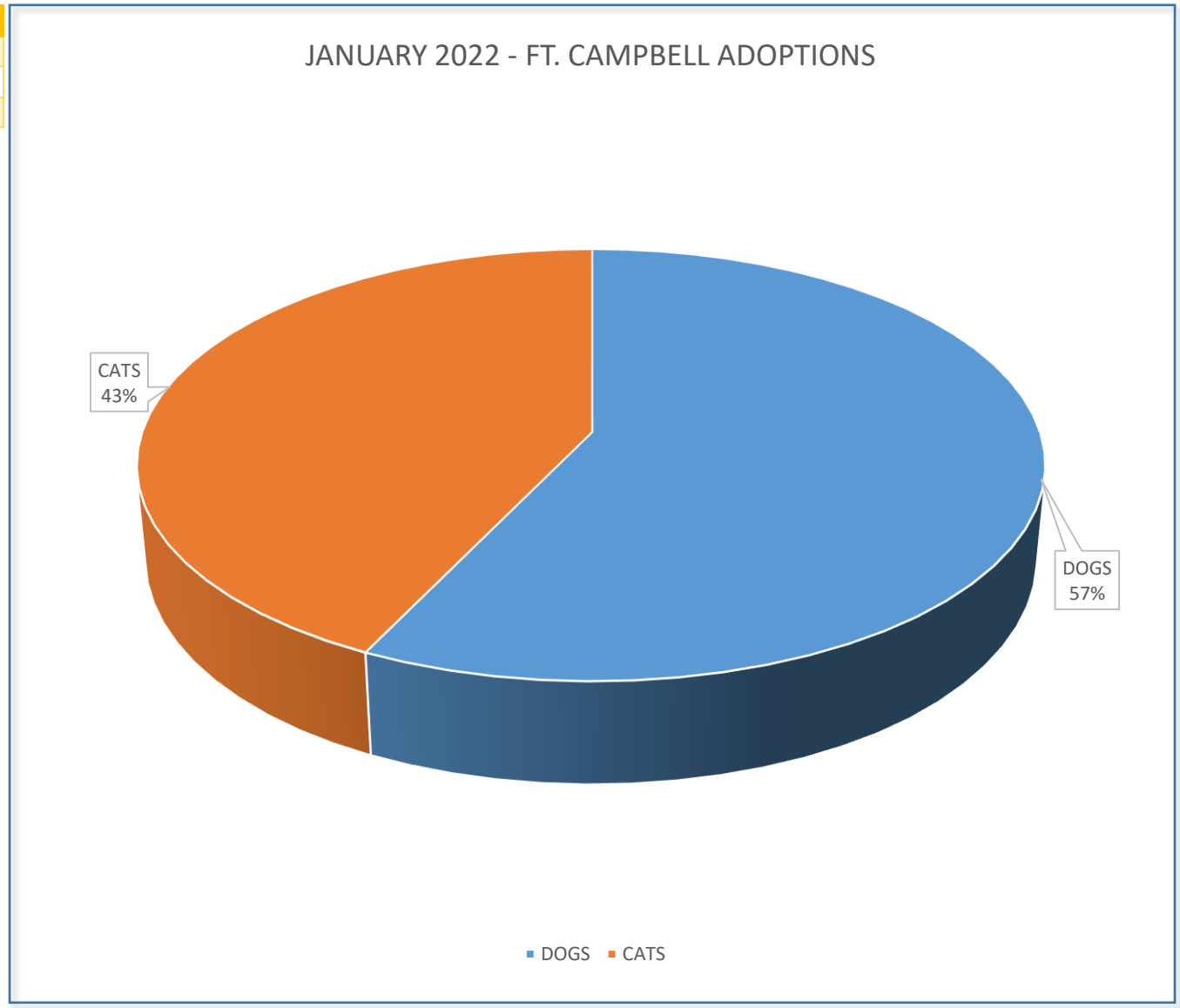

JANUARY 2022 MCACC / FORT CAMPBELL

ACTIVITY CALLS

ACTIVITY CALLS	20
AGGRESSIVE/DANGEROUS DOG	0
AGGRESSIVE DOG VS. DOG	0
ANIMAL HOME CHECK	0
ANIMAL LEFT IN VEHICLE	0
ANIMALS AT LARGE	4
BITE INVESTIGATION	1
CONFINED STRAY	5
DECEASED ANIMAL PICK UP	0
ASSIST POLICE	3
POSSIBLE ABANDONMENT	0
POSSIBLE RABID ANIMAL	0
SICK OR INJURED ANIMAL	2
WELFARE/NEGLECT	0
COMPLIANCE CHECK	2
OWNER NOTIFICATION	2
COMMUNITY ASSISTANCE	0
ANIMAL TRANSPORT	1

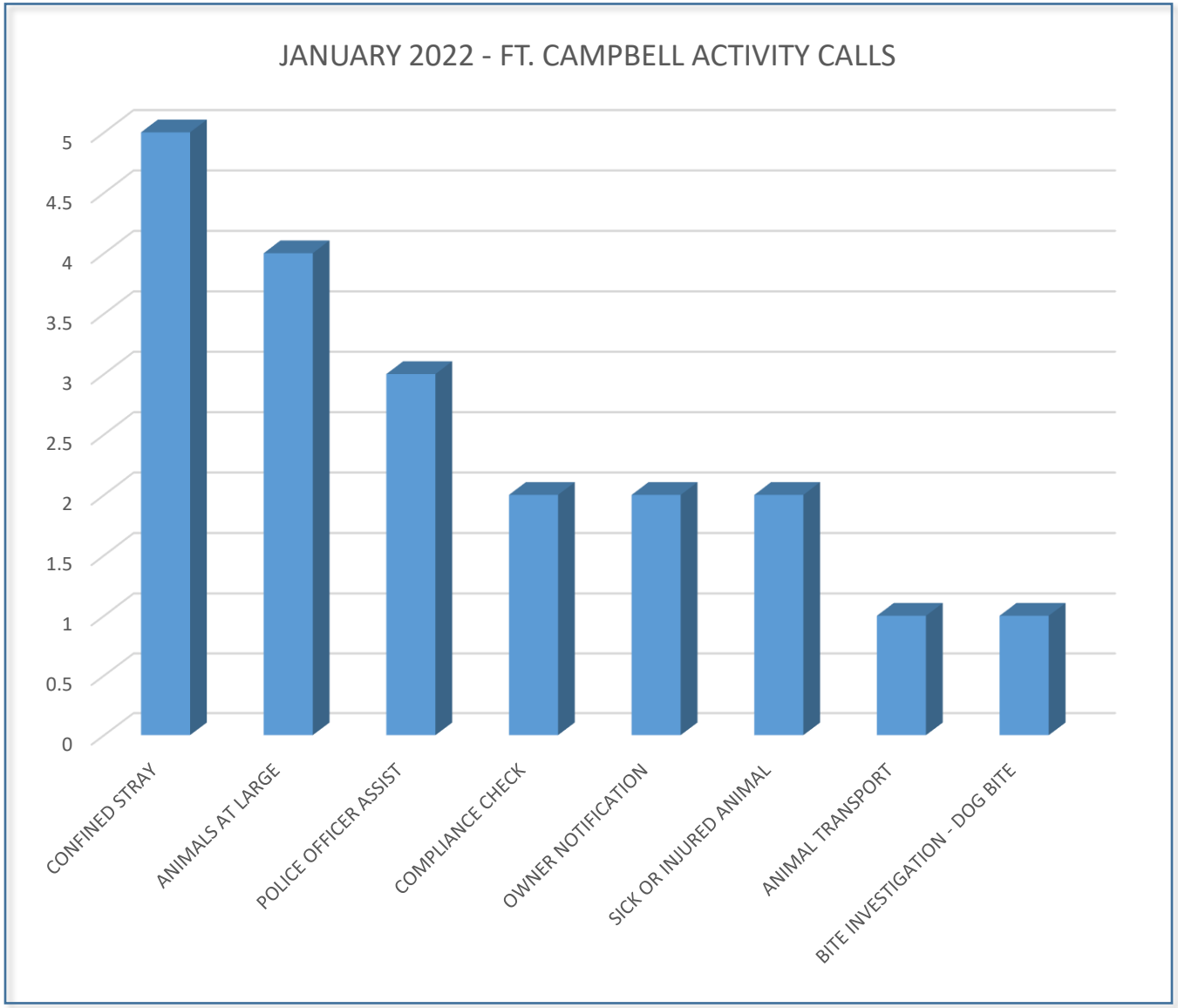

JANUARY 2022 MCACC / FORT CAMPBELL

FIELD ACTIVITY OUTCOMES

FIELD ACTIVITY OUTCOMES	20
ANIMAL IMPOUNDED	3
ANIMAL RELOCATED	1
CANCELLED IN ROUTE	3
CRUELTY INVESTIGATION	0
DANGEROUS DOG INVESTIGATION	0
FOLLOW UP INVESTIGATION	0
FULL COMPLIANCE	0
NO ISSUES FOUND	0
POSTED TO PROPERTY	1
NOTICE TO COMPLY	0
PENDING RESOLUTION	0
REPORT WRITTEN	1
RETURNED TO OWNER	1
SET TRAP	0
UNABLE TO CAPTURE	1
UNABLE TO LOCATE ANIMAL/ISSUE	0
VERBAL WARNING	2
WRITTEN WARNING	0
BITE INVESTIGATION	1
GONE ON ARRIVAL	6

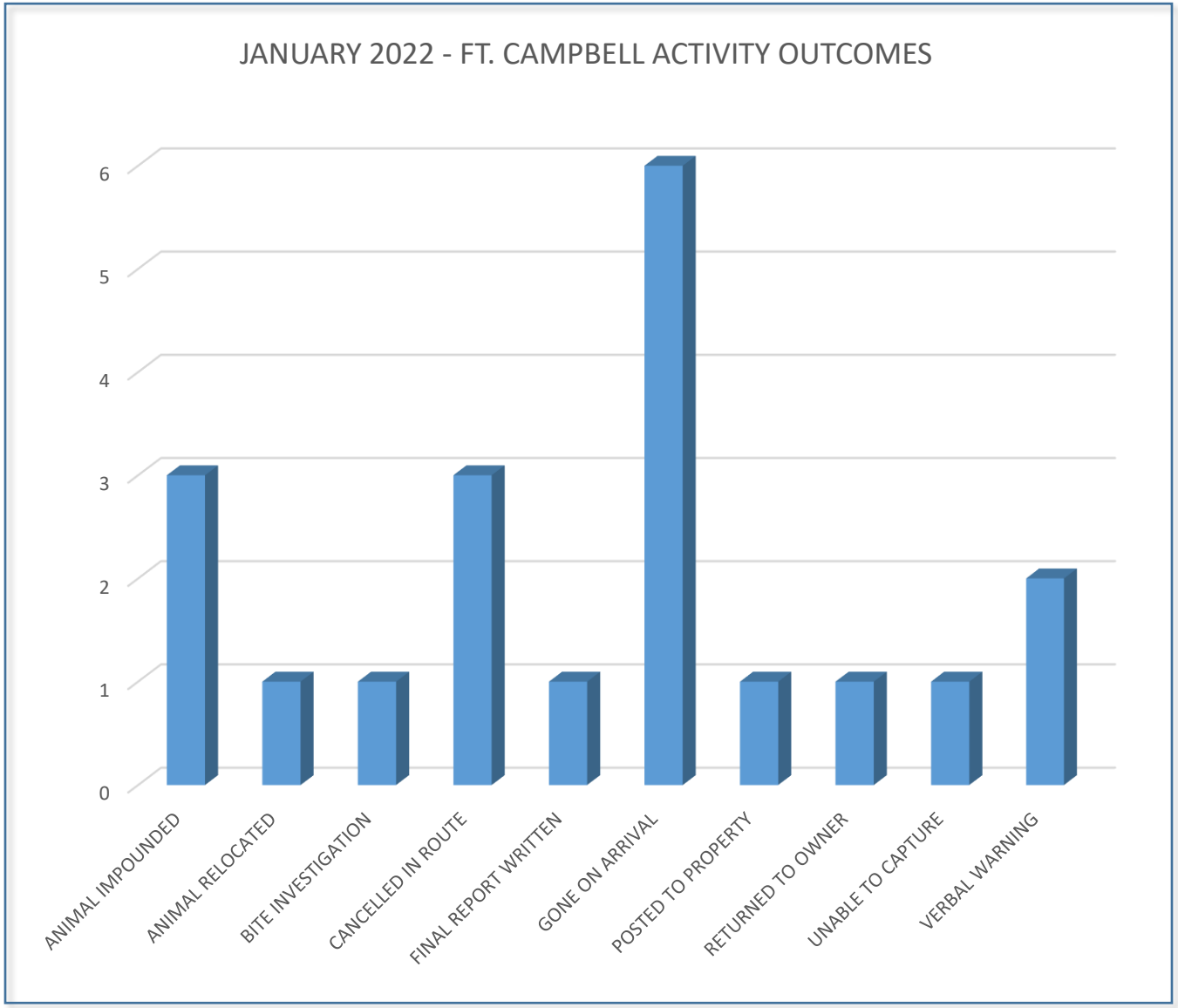

JANUARY 2022 MCACC / FORT CAMPBELL

ACTIVITY BY DAY OF WEEK

CALLS BY DAY OF WEEK	20
MONDAY	7
TUESDAY	2
WEDNESDAY	3
THURSDAY	2
FRIDAY	2
SATURDAY	4
SUNDAY	0

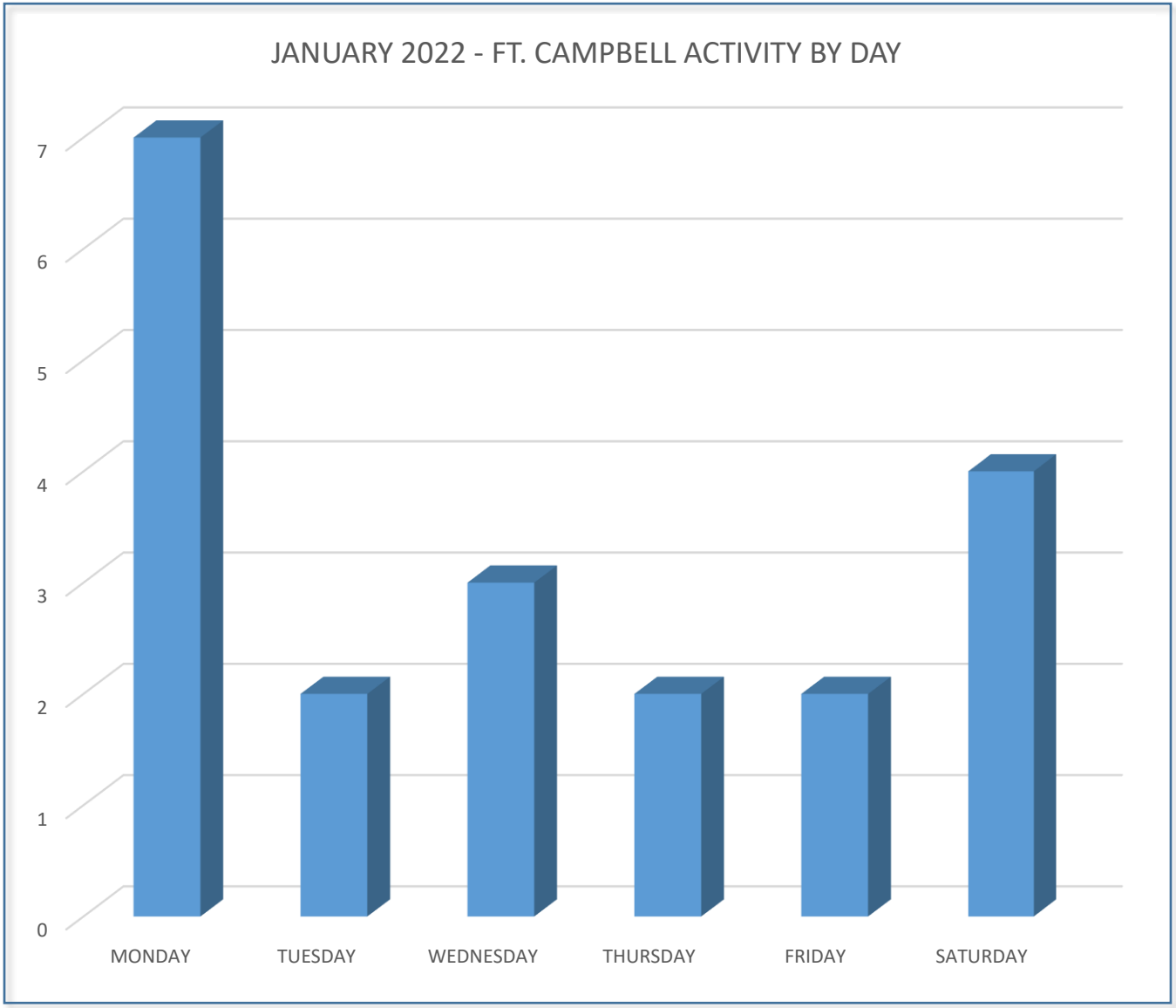

JANUARY 2022 MCACC / FORT CAMPBELL

ACTIVITY BY TIME OF DAY

ACTIVITY BY TIME OF DAY	20
6AM TO 8AM	0
8AM TO 10AM	2
10AM TO 12PM	4
12PM TO 2PM	8
2PM TO 4PM	1
4PM TO 6PM	1
6PM TO 8PM	0
8PM TO 10PM	3
10PM TO 12AM	1
12AM TO 2AM	0
2AM TO 4AM	0
4AM TO 6AM	0

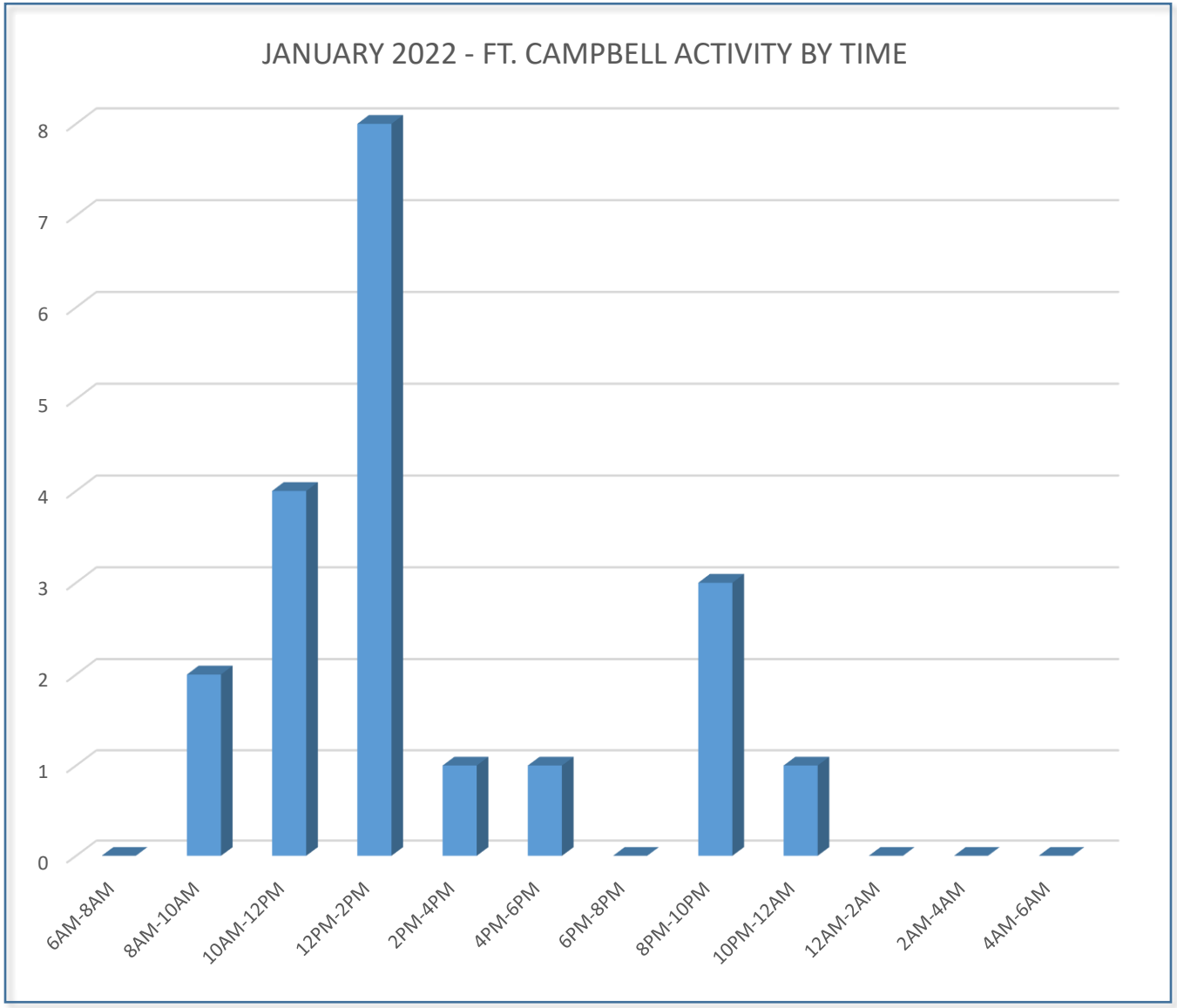

JANUARY 2022 MCACC / FORT CAMPBELL

MICROCHIPS ISSUED

MICROCHIPS ISSUED	3
DOGS – MALE	1
DOGS – FEMALE	1
CATS – MALE	0
CATS – FEMALE	1
REASON FOR MICROCHIPPING	**3**
RECLAIMED BY OWNER	1
ADOPTION	2
FOSTER	0
COURTESY MICROCHIP	0

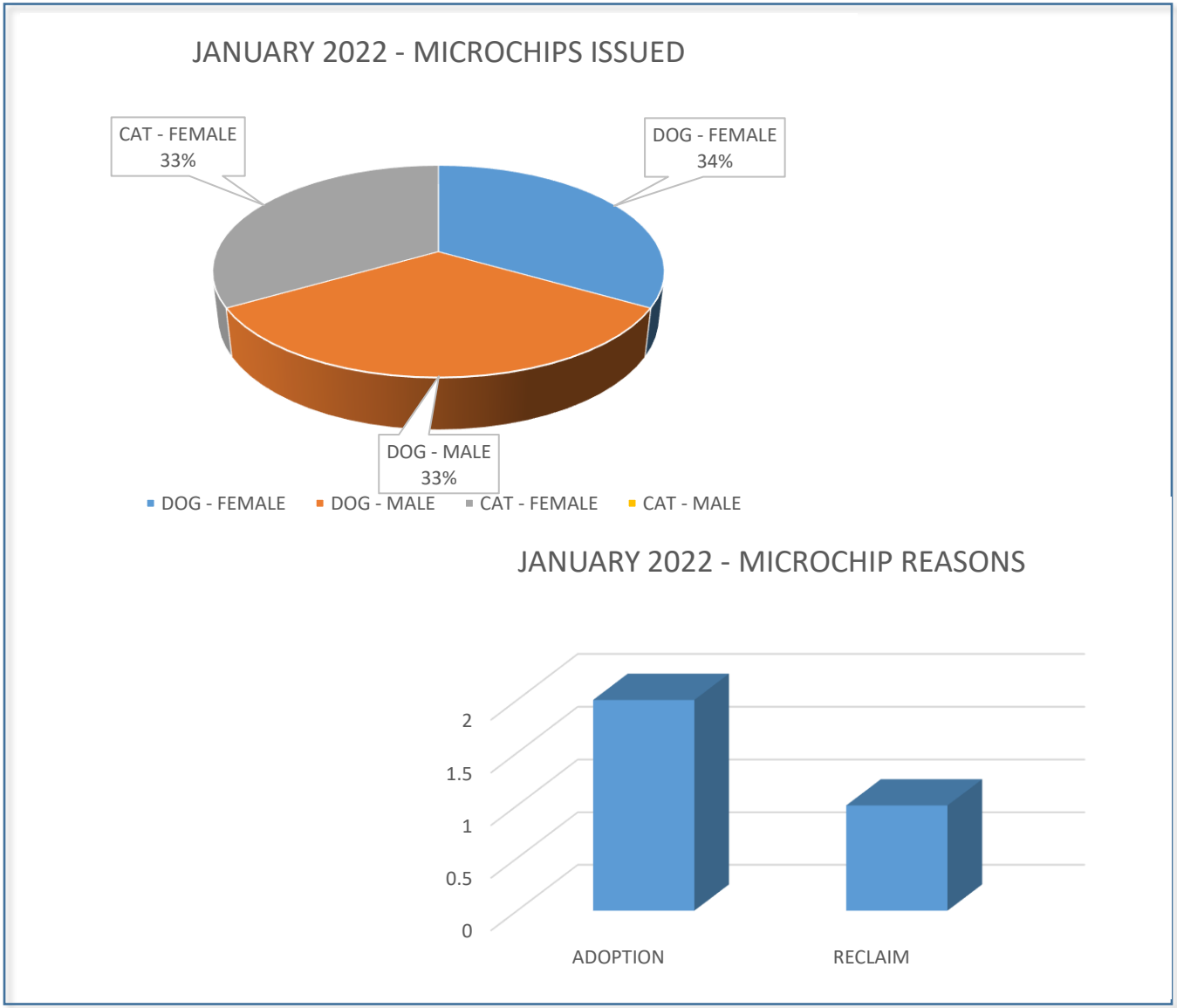

JANUARY 2022 MCACC / FORT CAMPBELL

STAFFING HOURS

MONTHLY STAFFING HOURS TOTAL	537.75
FULL-TIME ACO 1 HOURS	175.5
FULL-TIME ACO 2 HOURS	193.25
PART-TIME ACO 1 HOURS	0
FULL-TIME ANIMAL CARE TECH	169

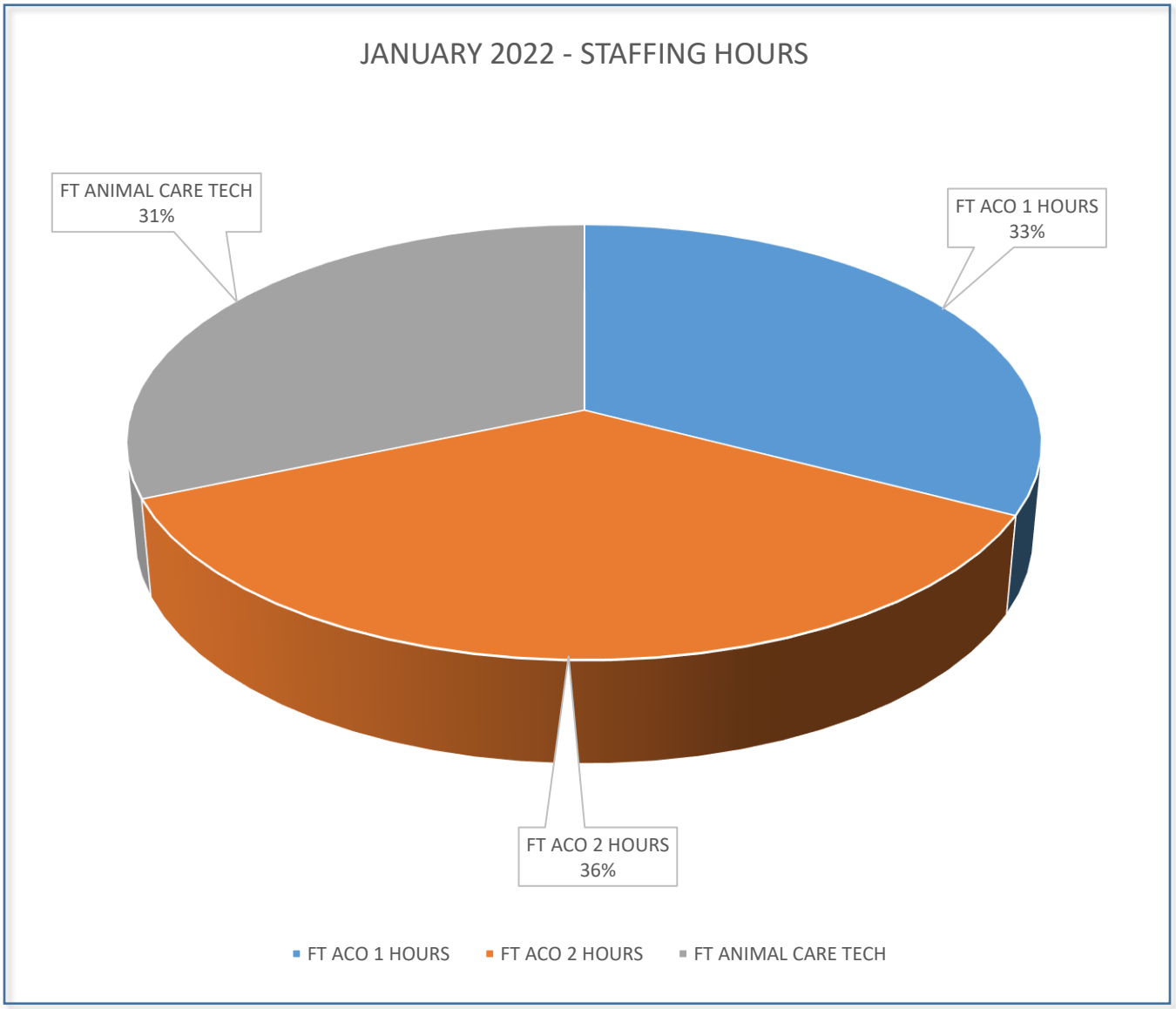

JANUARY 2022 MCACC / FORT CAMPBELL

CALLS FOR SERVICE HEAT MAP

Activity Call Locations Ft. Campbell Heat Map

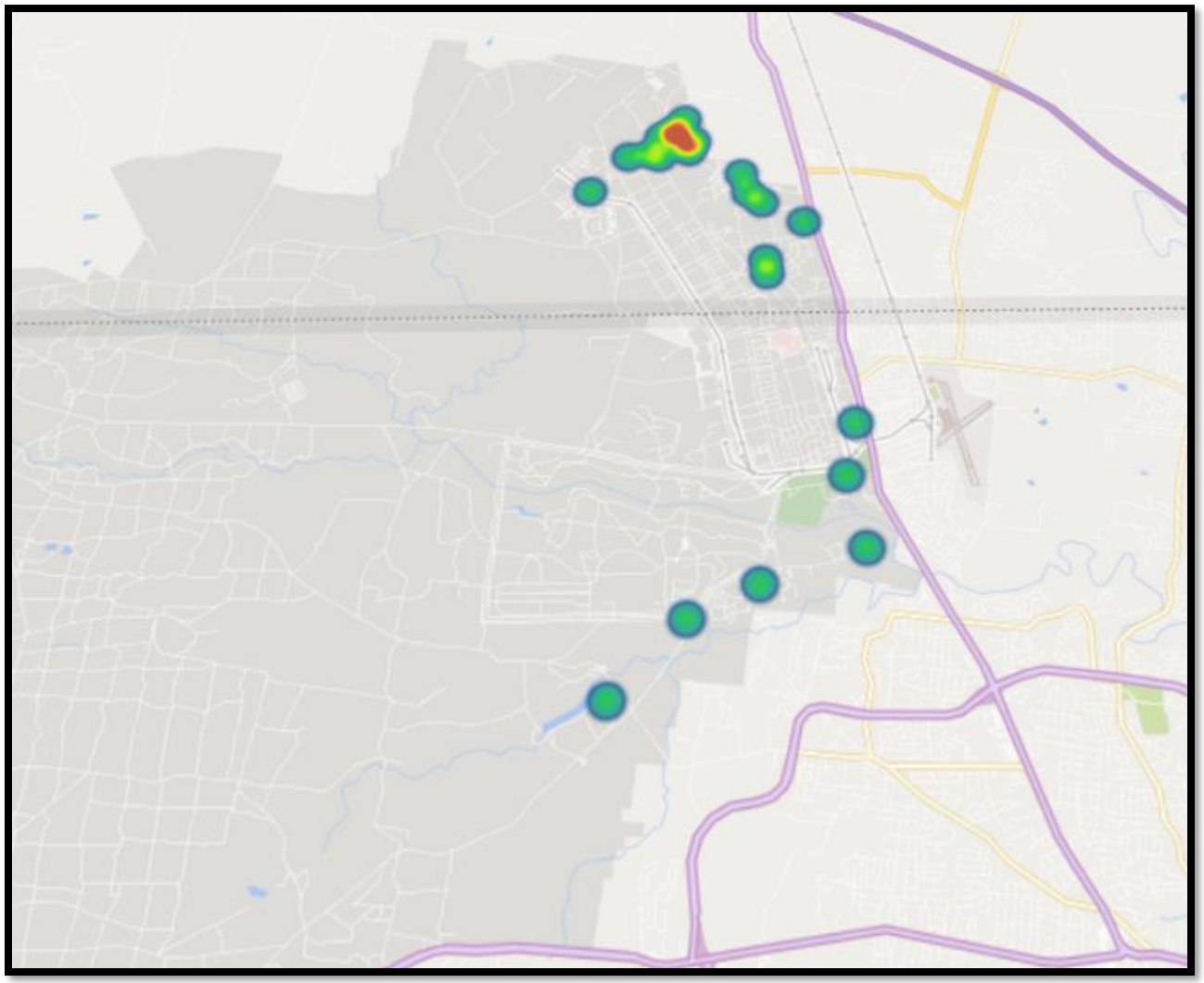

JANUARY 2022 MCACC / FORT CAMPBELL

MONTHLY TOTALS

2022

	JAN.	FEB.	MAR.	APR.	MAY	JUN.	JUL.	AUG.	SEP.	OCT.	NOV.	DEC.	TOTAL	TREND
STRAY DOGS	7												**7**	**126**
STRAY CATS	6												**6**	**88**
MP HOLDS	0												**0**	**16**
CALLS FOR SERVICE	20												**20**	**322**
EUTHANASIA DOG	0												**0**	**1**
EUTHANASIA CAT	0												**0**	**0**
MICROCHIPS ISSUED	3												**3**	**149**
ADOPTIONS	7												**7**	**101**
STAFF HOURS	537.75												**537.75**	**6567.95**
LIVE RELEASE RATE	100%												**100%**	**99.8%**
DOGS	100%												**100%**	**99%**
CATS	100%												**100%**	**100%**

2019

	JAN.	FEB.	MAR.	APR.	MAY	JUN.	JUL.	AUG.	SEP.	OCT.	NOV.	DEC.	TOTAL	TREND
STRAY DOGS	0	0	0	0	0	0	9	9	19	22	8	14	**67**	**0**
STRAY CATS	0	0	0	0	0	0	7	9	11	16	18	9	**61**	**0**
MP HOLDS	0	0	0	0	0	0	9	3	1	0	12	1	**25**	**0**
CALLS FOR SERVICE	0	0	0	0	0	0	27	25	31	39	12	13	**134**	**0**
EUTHANASIA DOG	0	0	0	0	0	0	0	0	1	0	0	0	**1**	**0**
EUTHANASIA CAT	0	0	0	0	0	0	1	1	0	0	1	1	**4**	**0**
MICROCHIPS ISSUED	0	0	0	0	0	0	7	13	23	26	24	21	**93**	**0**
ADOPTIONS	0	0	0	0	0	0	3	6	10	10	10	13	**52**	**0**
STAFF HOURS														
LIVE RELEASE RATE	0	0	0	0	0	0	97%	98%	98%	100%	98%	97%	**98%**	**0**
DOGS	0	0	0	0	0	0	100%	100%	96%	100%	100%	100%	**99.5%**	**0**
CATS	0	0	0	0	0	0	89%	92%	100%	100%	90%	93%	**94%**	**0**

2020

	JAN.	FEB.	MAR.	APR.	MAY	JUN.	JUL.	AUG.	SEP.	OCT.	NOV.	DEC.	TOTAL	TREND
STRAY DOGS	12	25	16	10	17	13	10	10	15	14	12	13	**167**	**0**
STRAY CATS	5	5	7	0	3	13	2	14	16	9	12	6	**92**	**0**
MP HOLDS	0	2	1	8	3	7	6	6	15	0	1	9	**58**	
CALLS FOR SERVICE	28	26	41	39	30	24	30	24	36	36	34	28	**376**	**0**
EUTHANASIA DOG	0	0	0	0	0	0	0	0	0	1	1	1	**3**	**0**
EUTHANASIA CAT	1	0	0	0	0	0	0	1	0	2	2	0	**6**	**0**
MICROCHIPS ISSUED	8	10	11	12	11	6	18	14	18	26	14	17	**162**	**0**
ADOPTIONS	17	10	9	5	5	0	18	17	12	10	11	14	**128**	**0**
STAFF HOURS														
LIVE RELEASE RATE	98%	100%	100%	100%	100%	100%	100%	99%	100%	95%	91%	97%	**98%**	**0**
DOGS	100%	100%	100%	100%	100%	100%	100%	100%	100%	96%	95%	96%	**99.1%**	**0**
CATS	92%	100%	100%	100%	100%	100%	100%	98%	100%	80%	85%	100%	**96.3%**	**0**

2021

	JAN.	FEB.	MAR.	APR.	MAY	JUN.	JUL.	AUG.	SEP.	OCT.	NOV.	DEC.	TOTAL	TREND
STRAY DOGS	15	8	10	6	10	17	9	5	11	13	14	8	**126**	**150**
STRAY CATS	4	4	6	6	8	5	6	9	5	23	9	3	**888**	**78**
MP HOLDS	0	0	0	0	0	1	3	0	3	5	4	0	**16**	**8**
CALLS FOR SERVICE	33	22	33	31	37	22	22	23	21	22	29	34	**322**	**386**
EUTHANASIA DOG	0	0	1	0	0	0	0	0	0	0	0	0	**1**	**1**
EUTHANASIA CAT	0	0	0	0	0	0	0	0	0	0	0	0	**0**	**0**
MICROCHIPS ISSUED	17	18	13	16	11	6	13	12	7	12	16	8	**149**	**188**
ADOPTIONS	5	11	4	5	3	2	13	10	6	16	15	11	**101**	**86**
STAFF HOURS	685.50	556.75	560	550.5	393	400.5	638.5	469	620.75	560.25	550.25	582.95	**6567.95**	**6380.63**
LIVE RELEASE RATE	100%	100%	98%	100%	100%	100%	100%	100%	100%	100%	100%	100%	**99.8%**	**99.7%**
DOGS	100%	100%	90%	100%	100%	100%	100%	100%	100%	100%	100%	100%	**99%**	**98%**
CATS	100%	100%	100%	100%	100%	100%	100%	100%	100%	100%	100%	100%	**100%**	**100%**