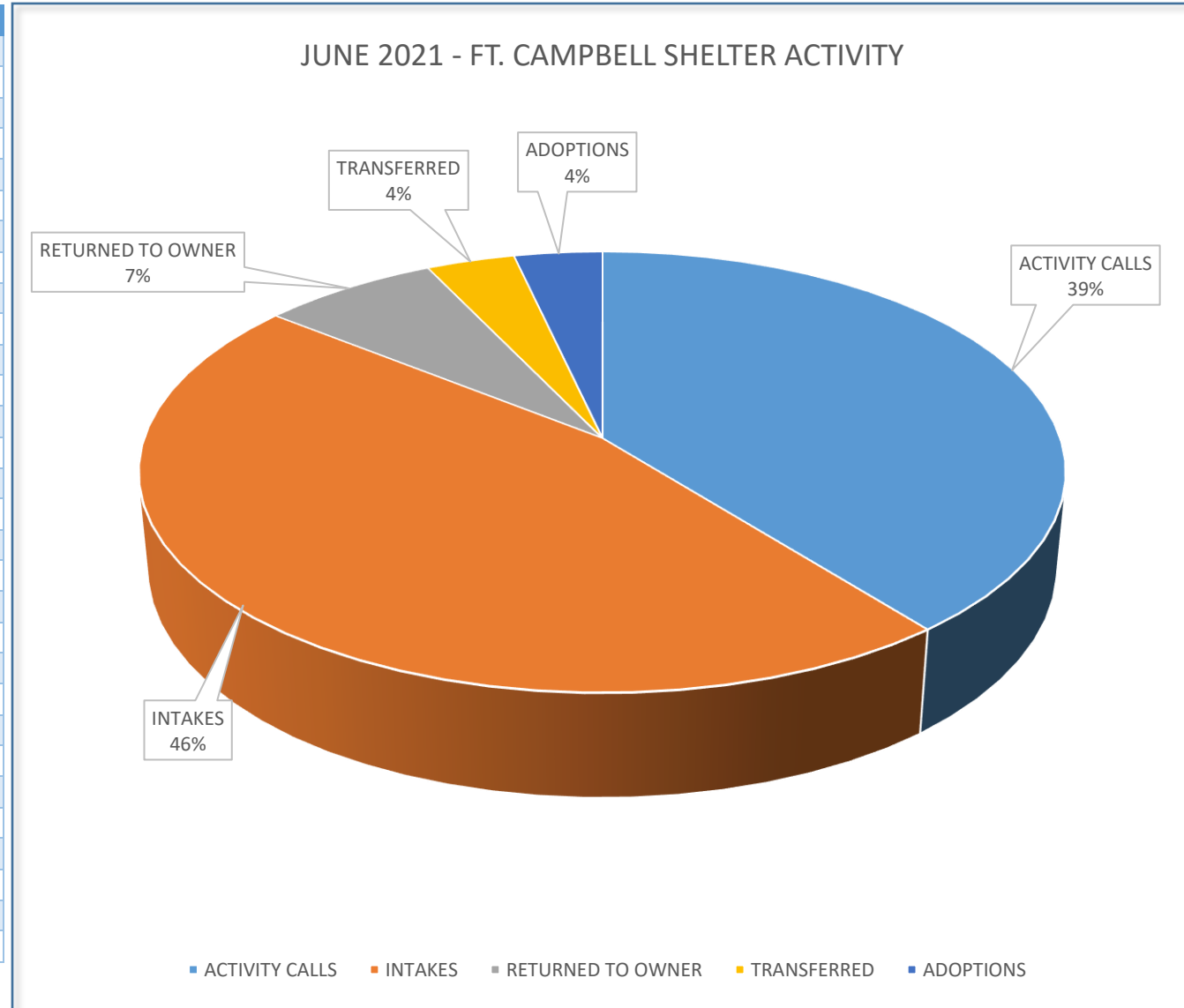


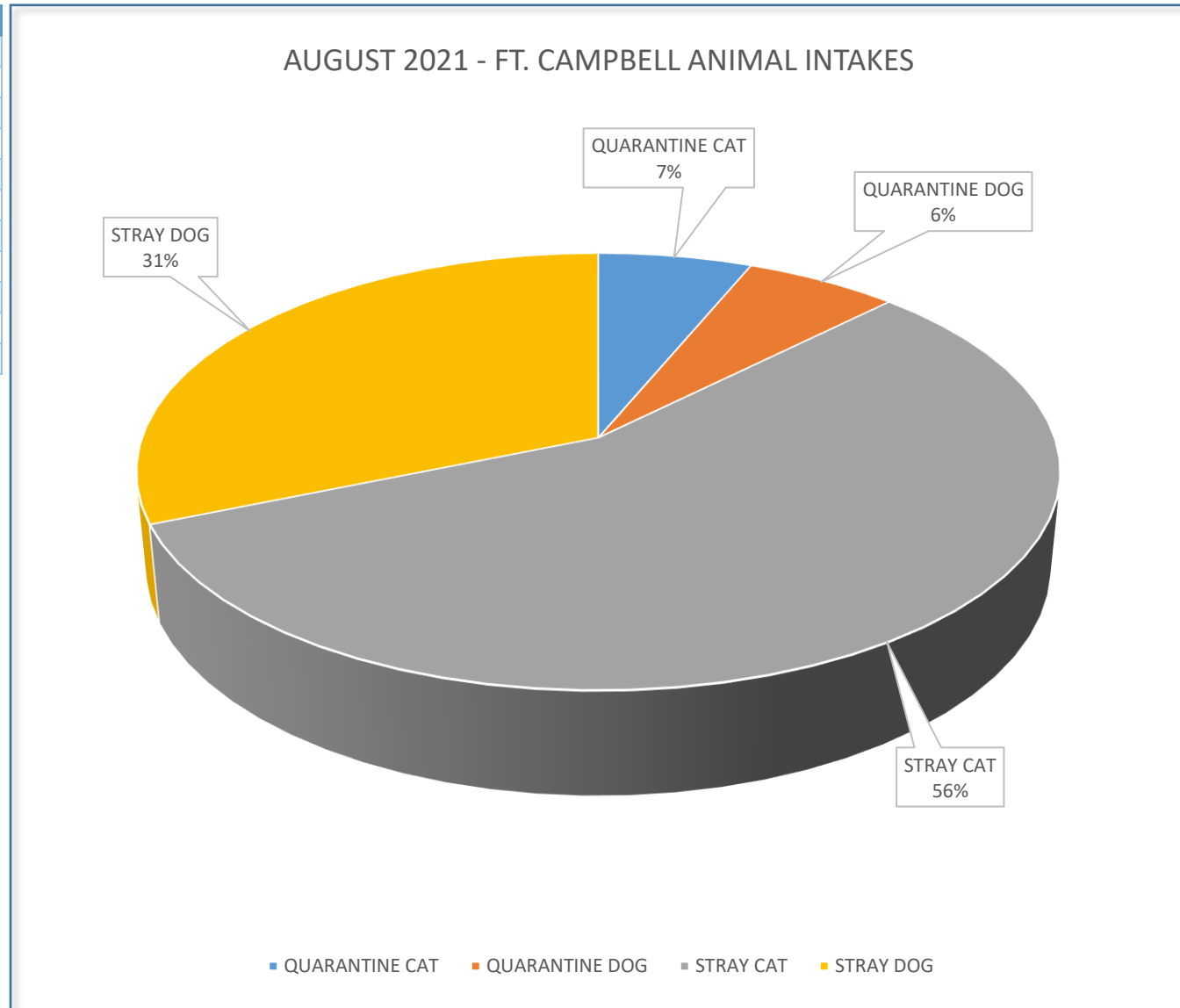
ACTIVITY 2021	
ACTIVITY CALLS	23
ANIMAL INTAKES	16
DOGS	6
CATS	10
OTHER (RABBIT)	0
RETURNED TO OWNER IN FIELD	0
DOGS	0
CATS	0
RECLAIMED PETS AT SHELTER	4
DOGS	3
CATS	1
TRANSFERRED TO RESCUE	3
ADOPTIONS	10
DOGS (ALTERED)	2
DOGS (UNALTERED)	2
CATS (ALTERED)	3
CATS (UNALTERED)	3
EUTHANASIA	0
DOGS	0
CATS	0
LIVE RELEASES	17
VISITORS	66



AUGUST 2021 MCACC / FORT CAMPBELL

ANIMAL INTAKES

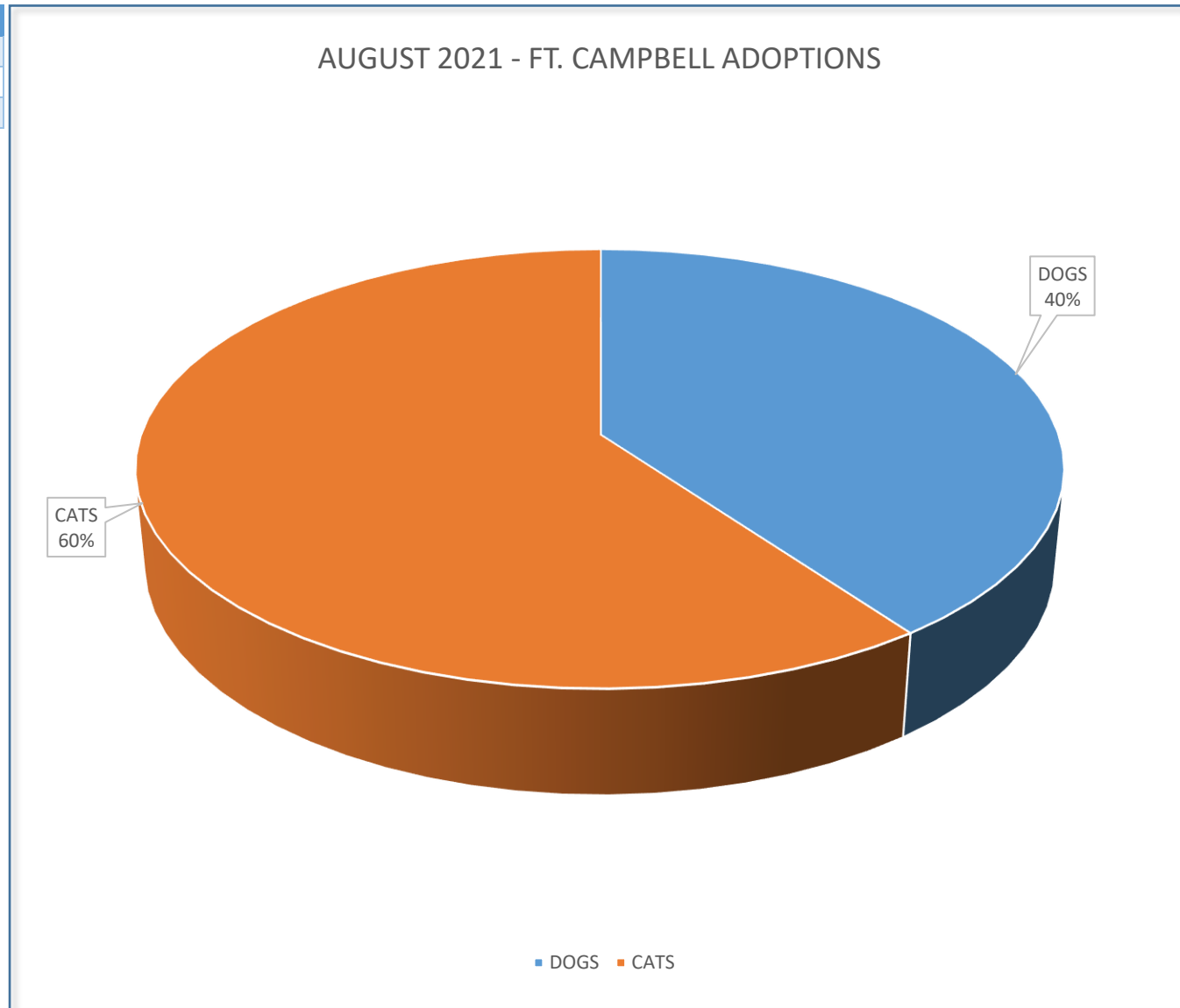
ANIMAL INTAKES	16
OWNER SURRENDER	0
DIED ON ARRIVAL	0
ABANDONED	0
STRAY DOG	5
STRAY CAT	9
ADOPTION RETURN	0
MP HOLD	0
QUARANTINE	2
BORN IN SHELTER	0
PROTECTIVE CUSTODY	0
OTHER	0



AUGUST 2021 MCACC / FORT CAMPBELL

ANIMAL ADOPTIONS

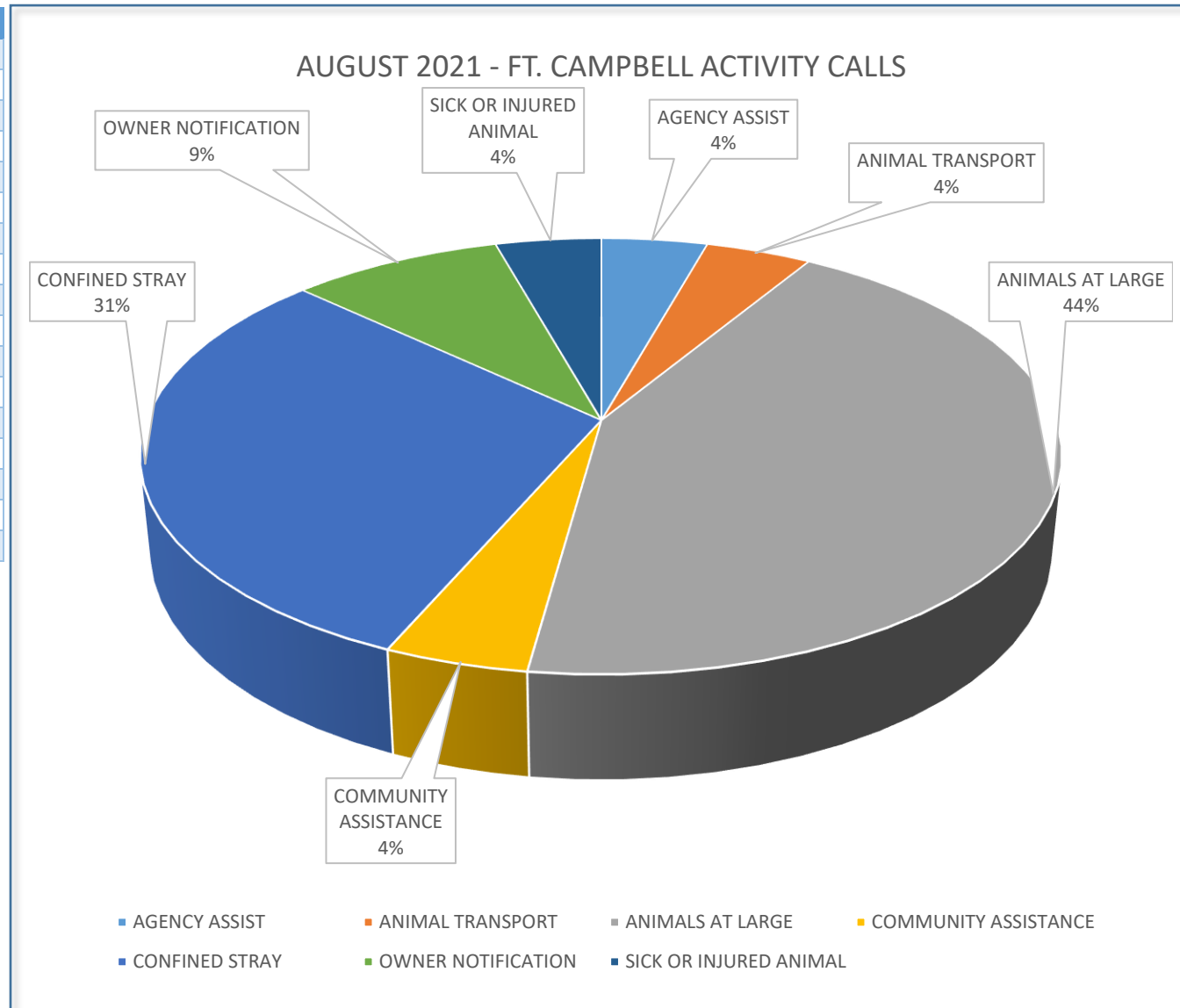
ADOPTIONS	10
CATS	6
DOGS	4
OTHER	0



AUGUST 2021 MCACC / FORT CAMPBELL

ACTIVITY CALLS

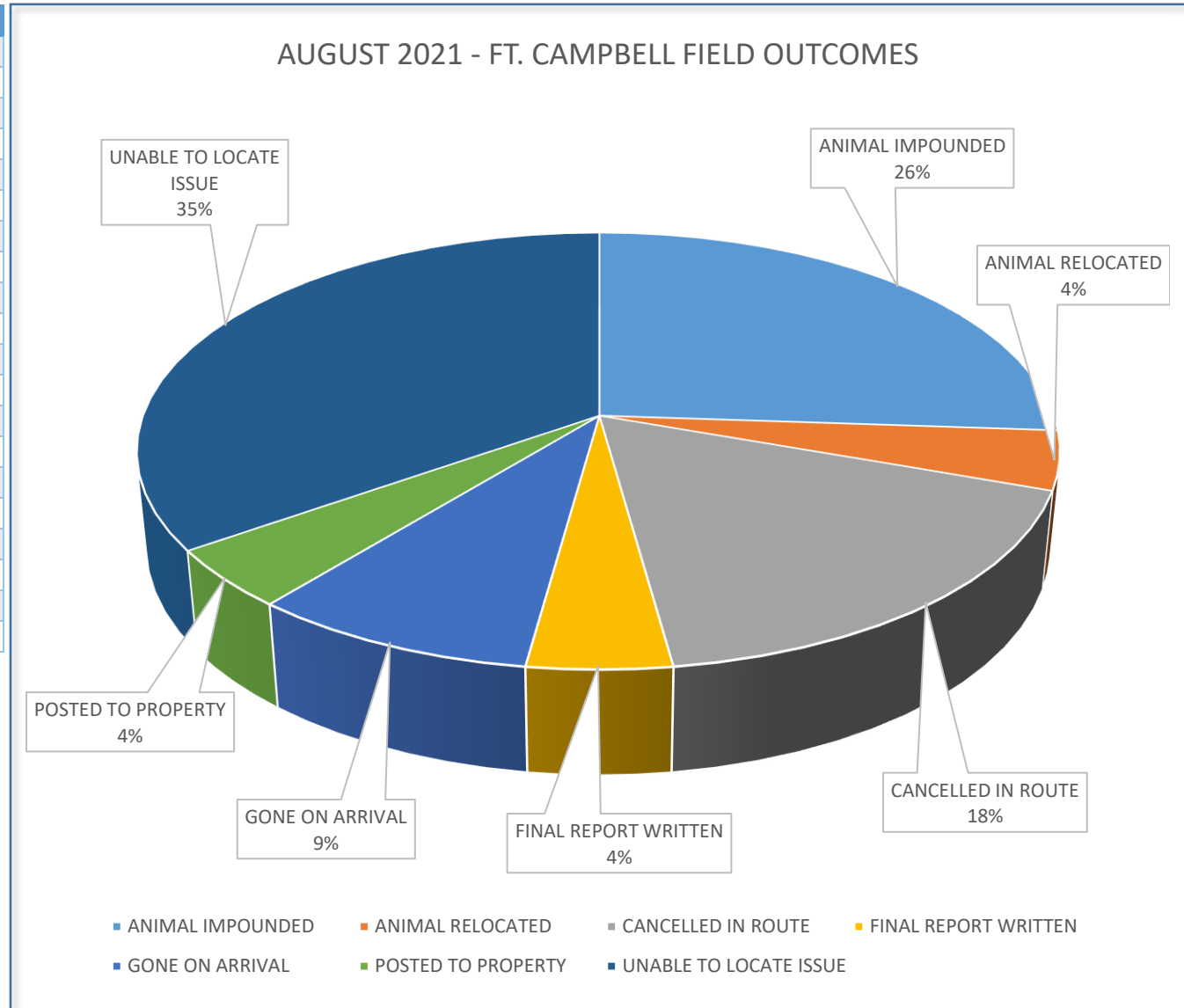
ACTIVITY CALLS	23
AGGRESSIVE/DANGEROUS DOG	0
AGGRESSIVE DOG VS. DOG	0
ANIMAL HOME CHECK	0
ANIMAL LEFT IN VEHICLE	0
ANIMALS AT LARGE	10
BITE INVESTIGATION	0
CONFINED STRAY	7
DECEASED ANIMAL PICK UP	0
ASSIST POLICE	1
POSSIBLE ABANDONMENT	0
POSSIBLE RABID ANIMAL	0
SICK OR INJURED ANIMAL	1
WELFARE/NEGLECT	0
COMPLIANCE CHECK	1
OWNER NOTIFICATION	2
COMMUNITY ASSISTANCE	1
ANIMAL TRANSPORT	1



AUGUST 2021 MCACC / FORT CAMPBELL

FIELD ACTIVITY OUTCOMES

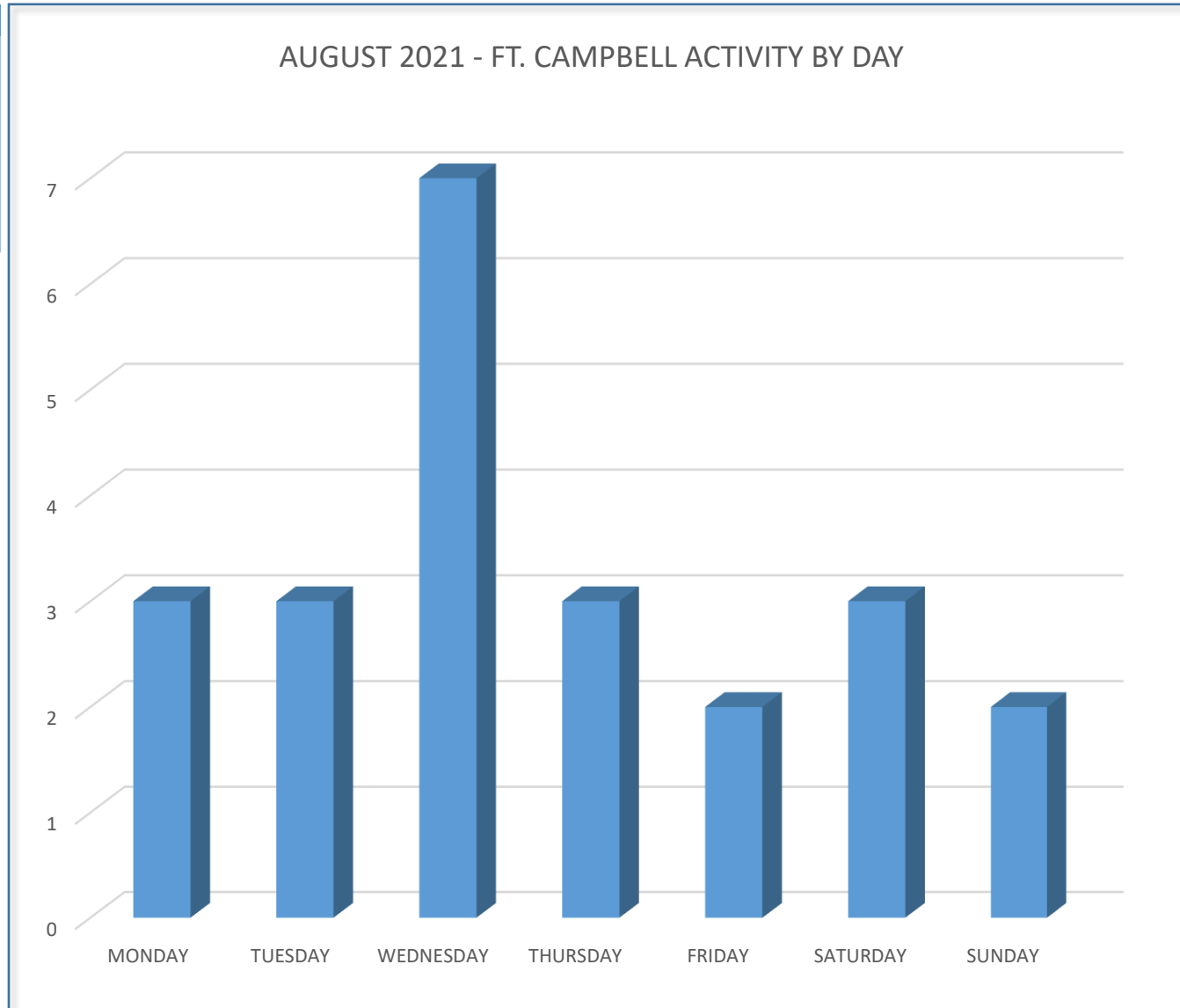
FIELD ACTIVITY OUTCOMES	23
ANIMAL IMPOUNDED	6
ANIMAL RELOCATED	1
CANCELLED IN ROUTE	4
CRUELTY INVESTIGATION	0
DANGEROUS DOG INVESTIGATION	0
FOLLOW UP INVESTIGATION	0
FULL COMPLIANCE	0
NO ISSUES FOUND	0
POSTED TO PROPERTY	1
NOTICE TO COMPLY	0
PENDING RESOLUTION	0
REPORT WRITTEN	1
RETURNED TO OWNER	0
SET TRAP	0
UNABLE TO CAPTURE	0
UNABLE TO LOCATE ANIMAL/ISSUE	8
VERBAL WARNING	0
WRITTEN WARNING	0
DECEASED ANIMAL PICK UP	0
GONE ON ARRIVAL	2



AUGUST 2021 MCACC / FORT CAMPBELL

ACTIVITY BY DAY OF WEEK

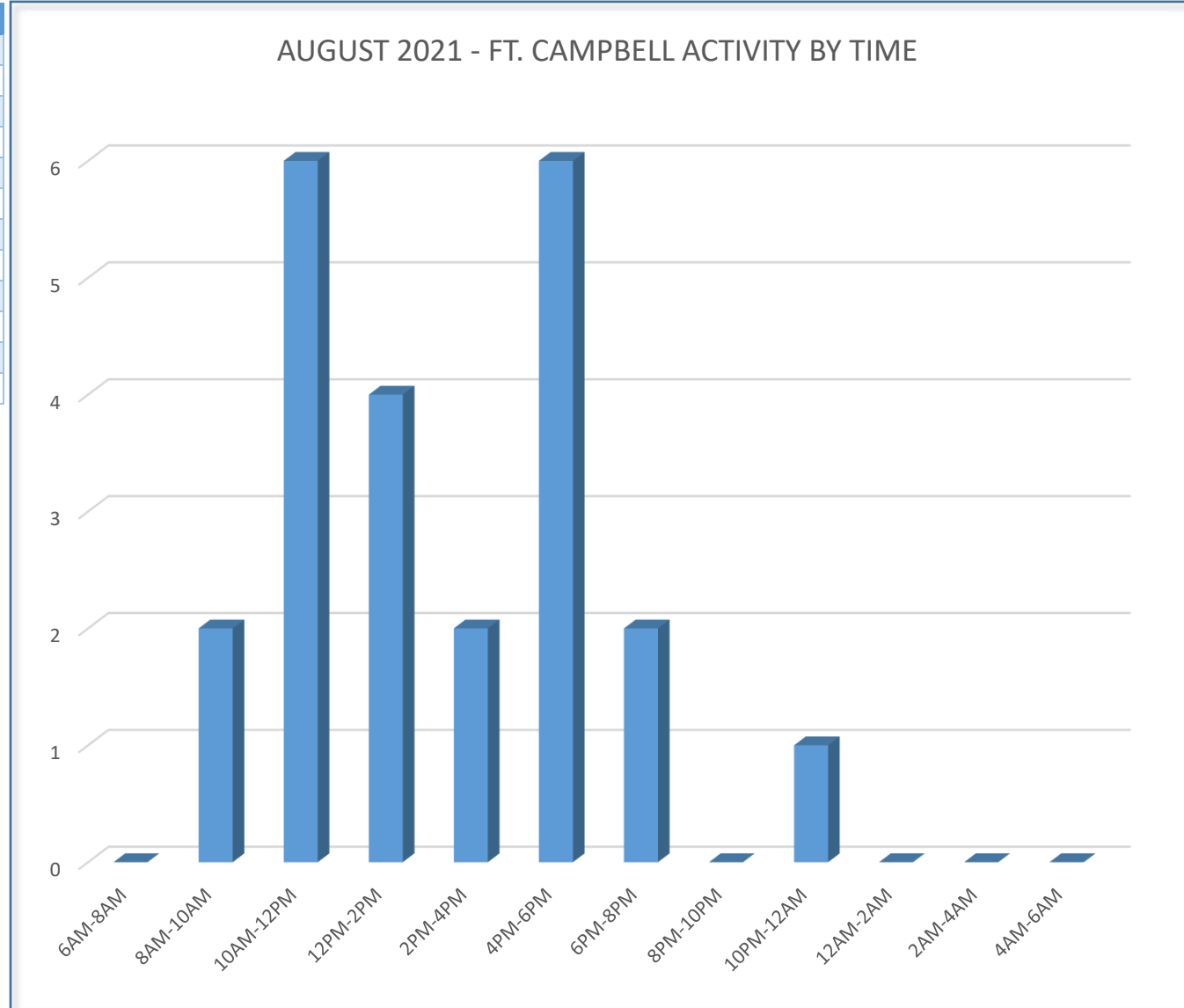
CALLS BY DAY OF WEEK	23
MONDAY	3
TUESDAY	3
WEDNESDAY	7
THURSDAY	3
FRIDAY	2
SATURDAY	3
SUNDAY	2



AUGUST 2021 MCACC / FORT CAMPBELL

ACTIVITY BY TIME OF DAY

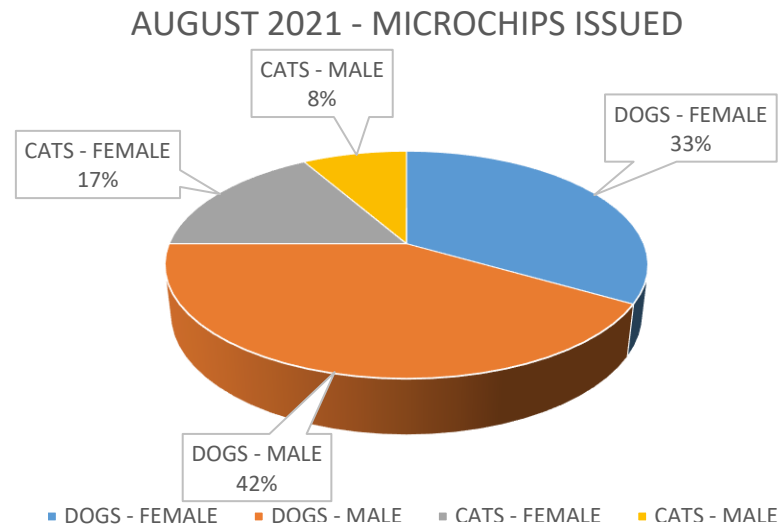
ACTIVITY BY TIME OF DAY	23
6AM TO 8AM	0
8AM TO 10AM	2
10AM TO 12PM	6
12PM TO 2PM	4
2PM TO 4PM	2
4PM TO 6PM	6
6PM TO 8PM	2
8PM TO 10PM	0
10PM TO 12AM	1
12AM TO 2AM	0
2AM TO 4AM	0
4AM TO 6AM	0



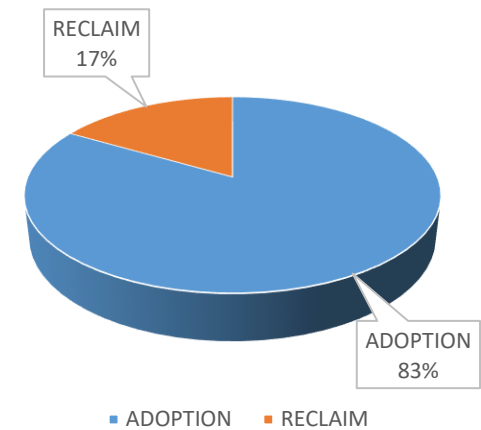
AUGUST 2021 MCACC / FORT CAMPBELL

MICROCHIPS ISSUED

MICROCHIPS ISSUED	12
DOGS – MALE	5
DOGS – FEMALE	4
CATS – MALE	1
CATS – FEMALE	2
REASON FOR MICROCHIPPING	12
RECLAIMED BY OWNER	2
ADOPTION	10
FOSTER	0
COURTESY MICROCHIP	0



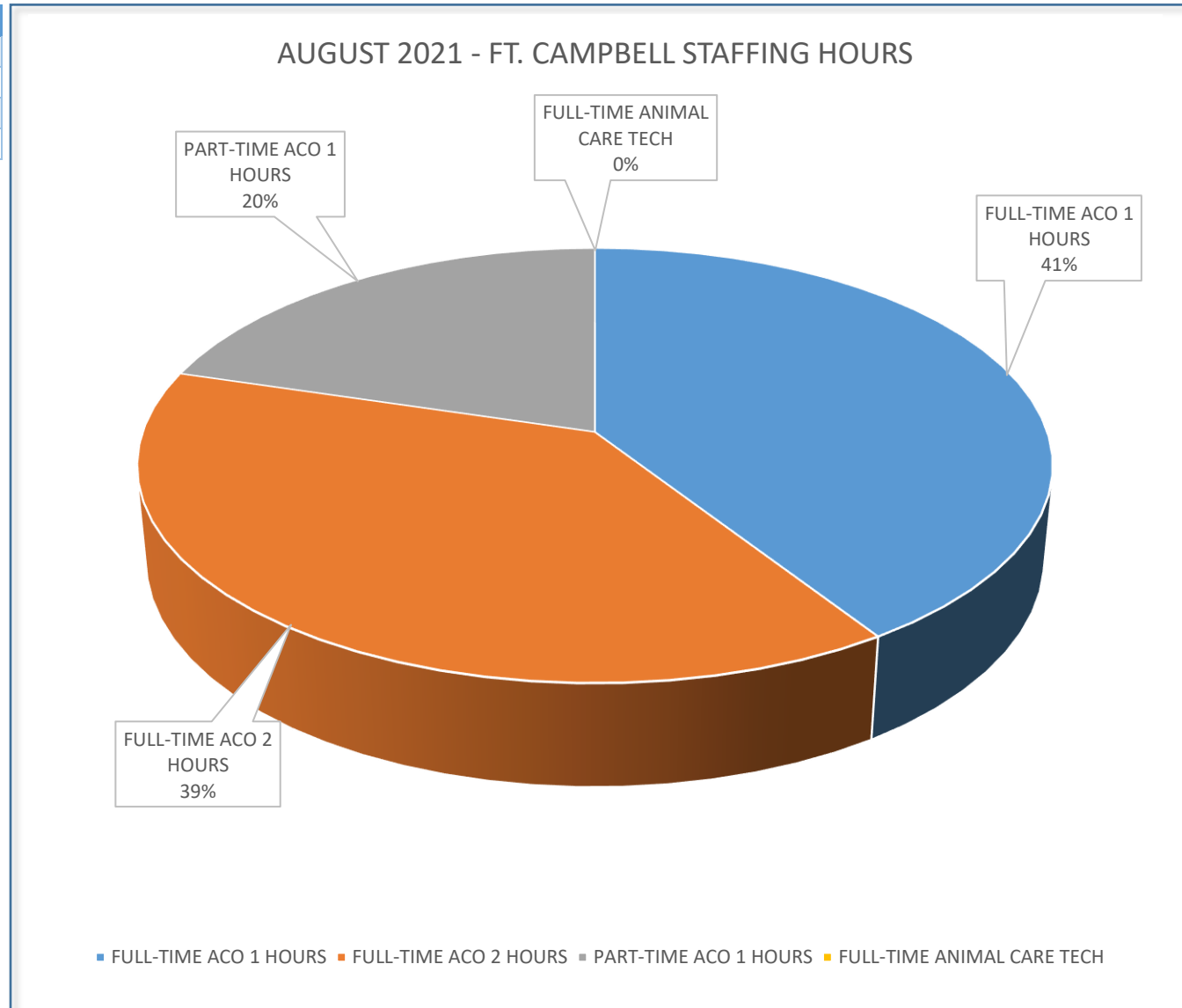
AUGUST 2021 - FT. CAMPBELL MICROCHIP REASONS



AUGUST 2021 MCACC / FORT CAMPBELL

STAFFING HOURS

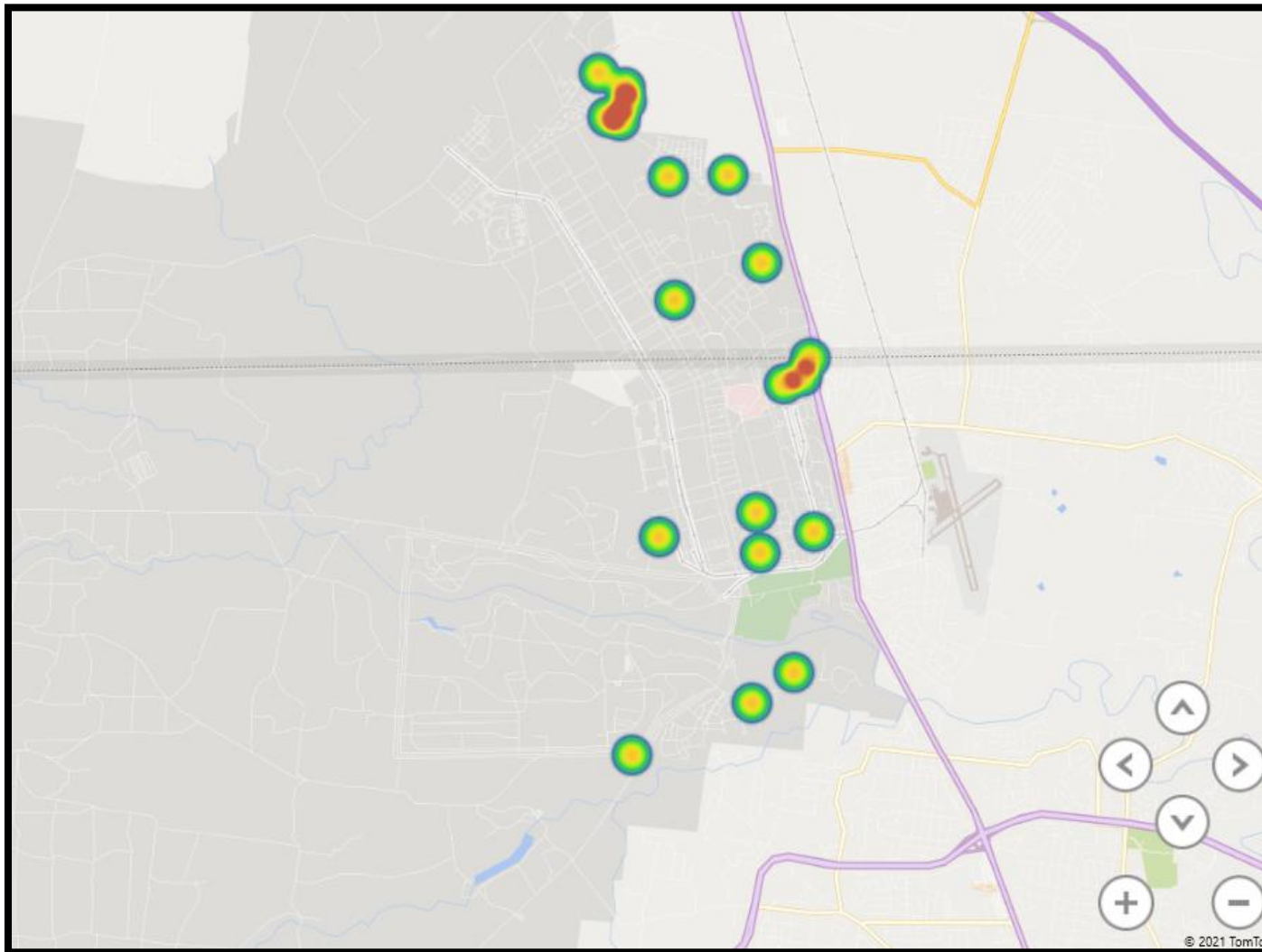
MONTHLY STAFFING HOURS TOTAL	469
FULL-TIME ACO 1 HOURS	191.5
FULL-TIME ACO 2 HOURS	182
PART-TIME ACO 1 HOURS	95.5
FULL-TIME ANIMAL CARE TECH	0



AUGUST 2021 MCACC / FORT CAMPBELL

CALLS FOR SERVICE HEAT MAP

Activity Call Locations Ft. Campbell Heat Map



AUGUST 2021 MCACC / FORT CAMPBELL

MONTHLY TOTALS

2019

	JAN.	FEB.	MAR.	APR.	MAY	JUN.	JUL.	AUG.	SEP.	OCT.	NOV.	DEC.	TOTAL	TREND
STRAY DOGS	0	0	0	0	0	0	9	9	19	22	8	14	67	0
STRAY CATS	0	0	0	0	0	0	7	9	11	16	18	9	61	0
MP HOLDS	0	0	0	0	0	0	9	3	1	0	12	1	25	0
CALLS FOR SERVICE	0	0	0	0	0	0	27	25	31	39	12	13	134	0
EUTHANASIA DOG	0	0	0	0	0	0	0	0	1	0	0	0	1	0
EUTHANASIA CAT	0	0	0	0	0	0	1	1	0	0	1	1	4	0
MICROCHIPS ISSUED	0	0	0	0	0	0	7	13	23	26	24	21	93	0
ADOPTIONS	0	0	0	0	0	0	3	6	10	10	10	13	52	0
STAFF HOURS														
LIVE RELEASE RATE	0	0	0	0	0	0	97%	98%	98%	100%	98%	97%	98%	0
DOGS	0	0	0	0	0	0	100%	100%	96%	100%	100%	100%	99.5%	0
CATS	0	0	0	0	0	0	89%	92%	100%	100%	90%	93%	94%	0

2020

	JAN.	FEB.	MAR.	APR.	MAY	JUN.	JUL.	AUG.	SEP.	OCT.	NOV.	DEC.	TOTAL	TREND
STRAY DOGS	12	25	16	10	17	13	10	10	15	14	12	13	167	0
STRAY CATS	5	5	7	0	3	13	2	14	16	9	12	6	92	0
MP HOLDS	0	2	1	8	3	7	6	6	15	0	1	9	58	
CALLS FOR SERVICE	28	26	41	39	30	24	30	24	36	36	34	28	376	0
EUTHANASIA DOG	0	0	0	0	0	0	0	0	0	1	1	1	3	0
EUTHANASIA CAT	1	0	0	0	0	0	0	1	0	2	2	0	6	0
MICROCHIPS ISSUED	8	10	11	12	11	6	18	14	18	26	14	17	162	0
ADOPTIONS	17	10	9	5	5	0	18	17	12	10	11	14	128	0
STAFF HOURS														
LIVE RELEASE RATE	98%	100%	100%	100%	100%	100%	100%	99%	100%	95%	91%	97%	98%	0
DOGS	100%	100%	100%	100%	100%	100%	100%	100%	100%	96%	95%	96%	99.1%	0
CATS	92%	100%	100%	100%	100%	100%	100%	98%	100%	80%	85%	100%	96.3%	0

2021

	JAN.	FEB.	MAR.	APR.	MAY	JUN.	JUL.	AUG.	SEP.	OCT.	NOV.	DEC.	TOTAL	TREND
STRAY DOGS	15	8	10	6	10	17	9	5					80	150
STRAY CATS	4	4	6	6	8	5	6	9					48	78
MP HOLDS	0	0	0	0	0	1	3	0					4	8
CALLS FOR SERVICE	33	22	33	31	37	22	22	23					216	386
EUTHANASIA DOG	0	0	1	0	0	0	0	0					1	1
EUTHANASIA CAT	0	0	0	0	0	0	0	0					0	0
MICROCHIPS ISSUED	17	18	13	16	11	6	13	12					106	188
ADOPTIONS	5	11	4	5	3	2	13	10					53	86
STAFF HOURS	685.50	556.75	560	550.5	393	400.5	638.5	469					4253.75	6380.63
LIVE RELEASE RATE	100%	100%	98%	100%	100%	100%	100%	100%					99.6%	99.6%
DOGS	100%	100%	90%	100%	100%	100%	100%	100%					98%	98%
CATS	100%	100%	100%	100%	100%	100%	100%	100%					100%	100%