

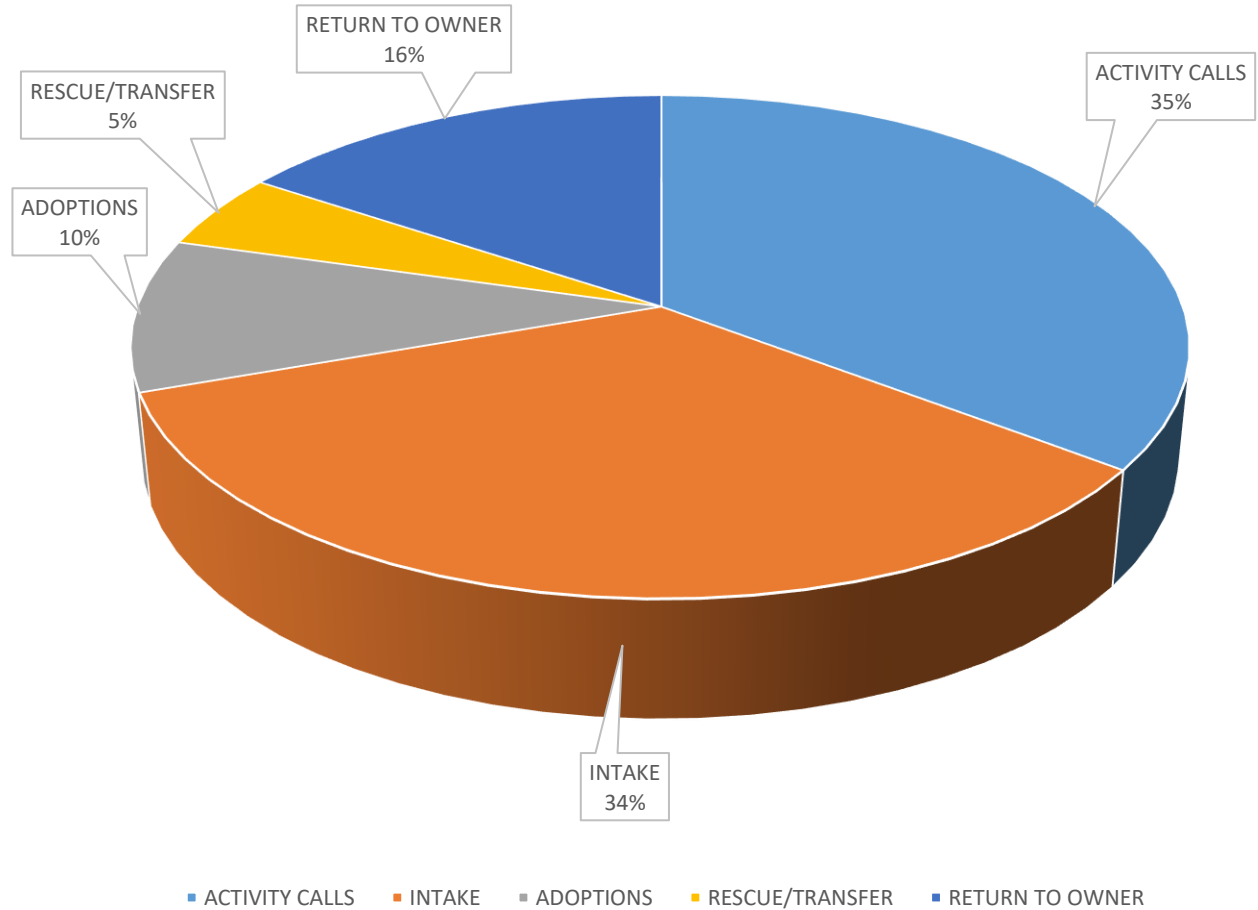


OCTOBER 2020 MCACC / FORT CAMPBELL



Officer Field Activity and Intake / Adoption Statistics

OCTOBER 2020 FT. CAMPBELL SHELTER OVERVIEW



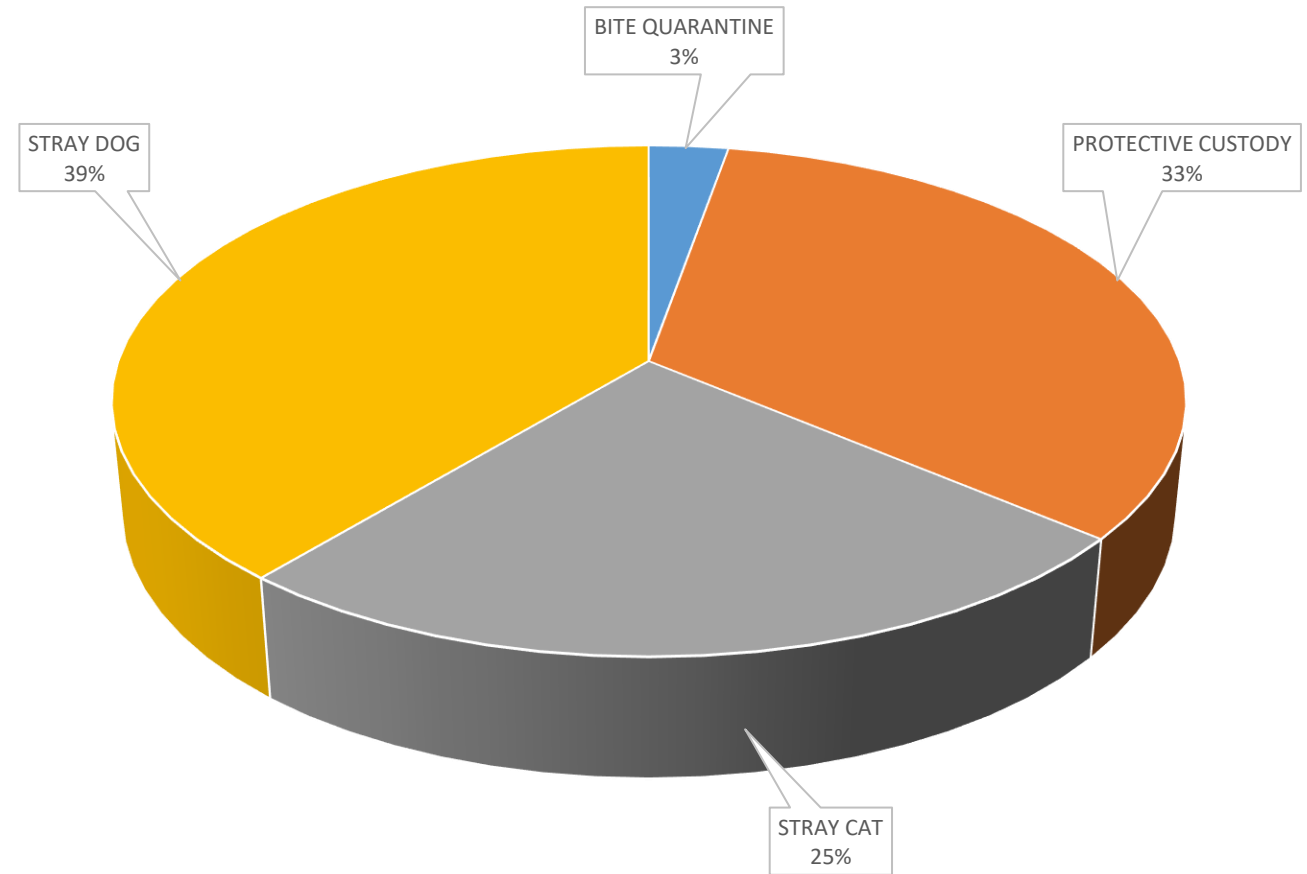
Activity Calls.....	36
Intake.....	35
Dogs.....	25
Cats.....	10
Other.....	0
Returned to Owner in Field.....	5
Reclaimed at Shelter.....	11
Dogs.....	9
Cats.....	2
Other.....	0
Rescue/Transferred.....	5
Live Releases.....	
Adoption.....	10
Dog.....	6
Cat.....	4
Adoptions Spay/Neuter Surgeries.....	6
Dog.....	5
Cat.....	1
Euthanasia.....	3
Dog.....	1
Cat.....	2
Visitors.....	76

OCTOBER 2020 MCACC / FORT CAMPBELL

SHELTER STATS (ENTRY REASON)

Entry Reason.....	35
Owner Surrender.....	0
Died.....	0
Abandoned.....	0
Stray Dog.....	14
Stray Cat.....	9
Adoption Return.....	0
MP Hold.....	0
Quarantine.....	1
Born in Shelter.....	0
Protective Custody.....	12

OCTOBER 2020 FT. CAMPBELL ENTRY REASONS

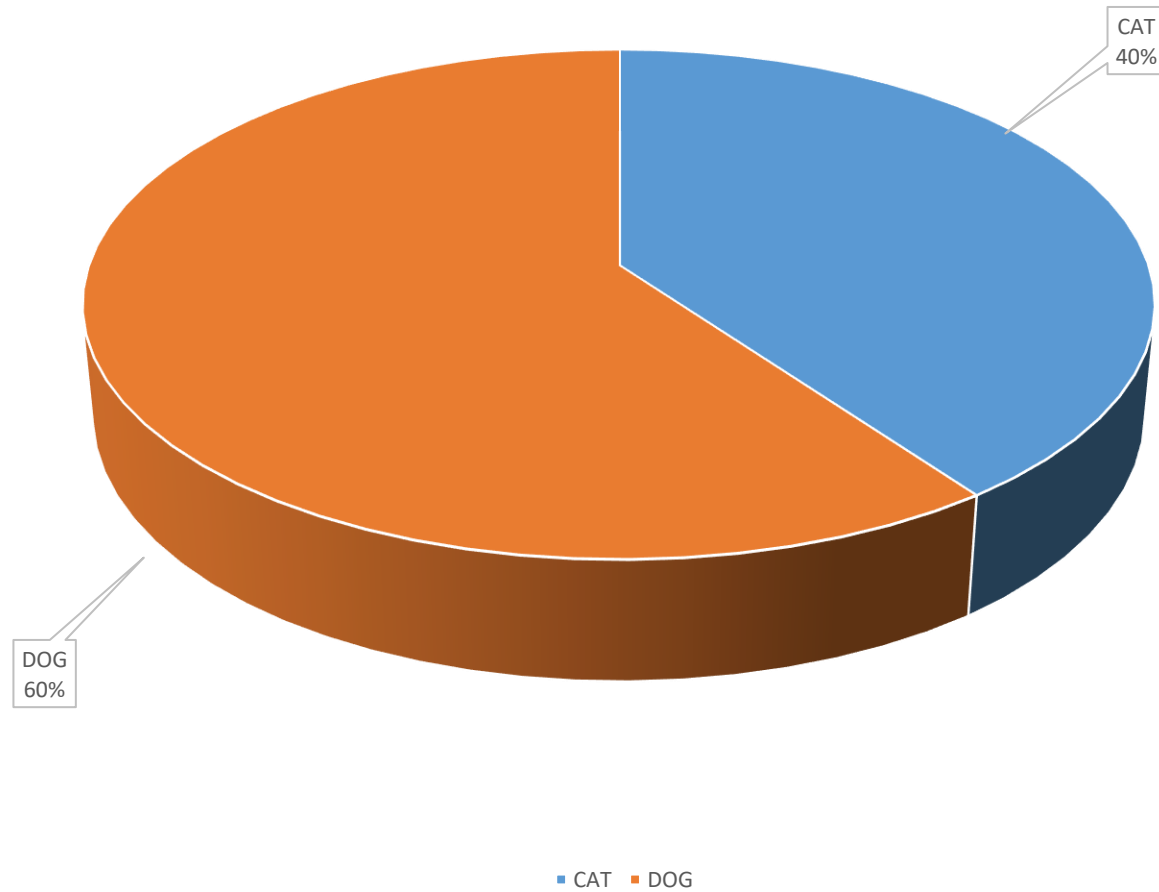


■ BITE QUARANTINE ■ PROTECTIVE CUSTODY ■ STRAY CAT ■ STRAY DOG

OCTOBER 2020 MCACC / FORT CAMPBELL SHELTER ADOPTIONS BY SPECIES

Adoptions..... 10
Cat..... 4
Dog..... 6

OCTOBER 2020 FT. CAMPBELL ADOPTIONS



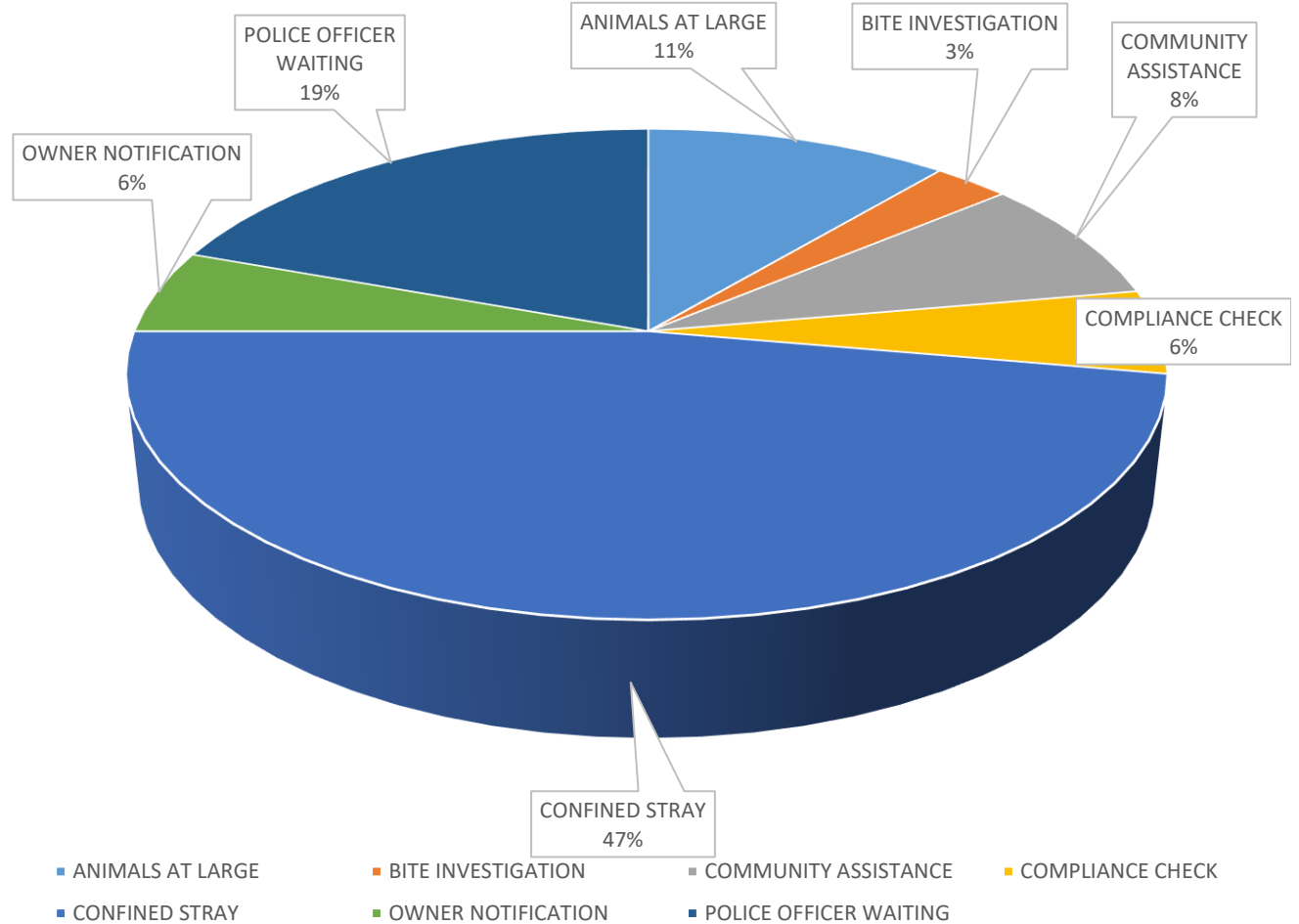
OCTOBER 2020 MCACC / FORT CAMPBELL

OFFICER ACTIVITY STATISTICS

Activity Calls..... 36

Aggressive/Dangerous Dog....	0
Aggressive Dog to Dog.....	0
Animal Home Check.....	0
Animal Left in Vehicle.....	0
Animals at Large.....	4
Bite Investigation.....	1
Confined Stray.....	17
Deceased Animal Pick Up....	0
Assist Police.....	7
Possible Abandonment.....	0
Possible Rabid Animal.....	0
Sick or Injured Animal.....	0
Welfare/Neglect.....	0
Compliance Check.....	2
Owner Notification.....	2
Community Assistance.....	3

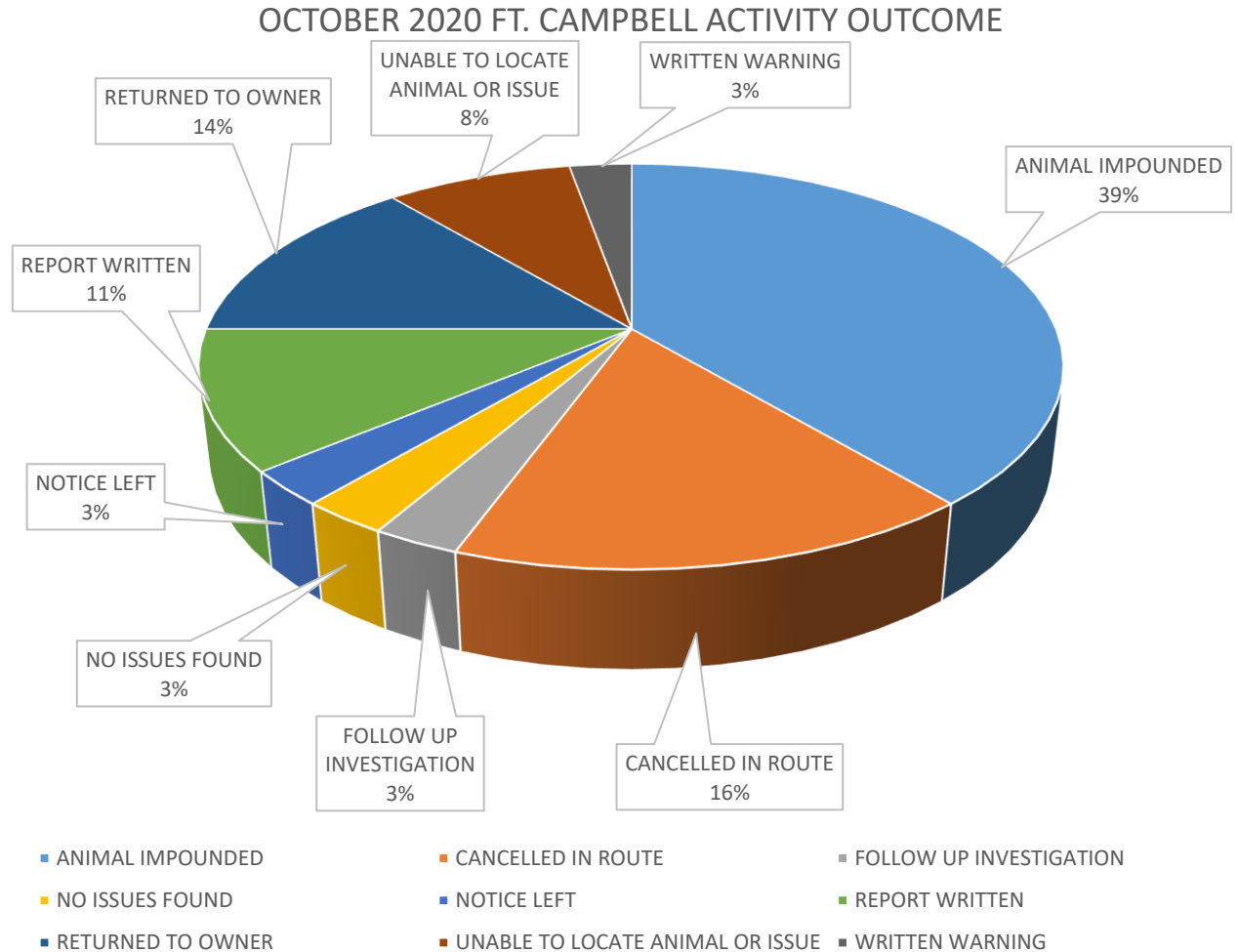
OCTOBER 2020 FT. CAMPBELL ACTIVITY CALLS



OCTOBER 2020 MCACC / FORT CAMPBELL

SHELTER NOTES

Officer Field Activity.....	36
No One Home Notice.....	0
Verbal Warning.....	0
Written Warning.....	1
Animal Impounded.....	14
Returned to Owner.....	5
Report Written.....	4
No Issues Found.....	1
Unable to Locate Animal/Issue..	3
Follow Up.....	0
Cruelty Investigation.....	0
Dangerous Dog Investigation....	0
Set Trap.....	0
Cancelled.....	6
Unable to Capture.....	0
Pending Resolution.....	1
Notice to Comply.....	0



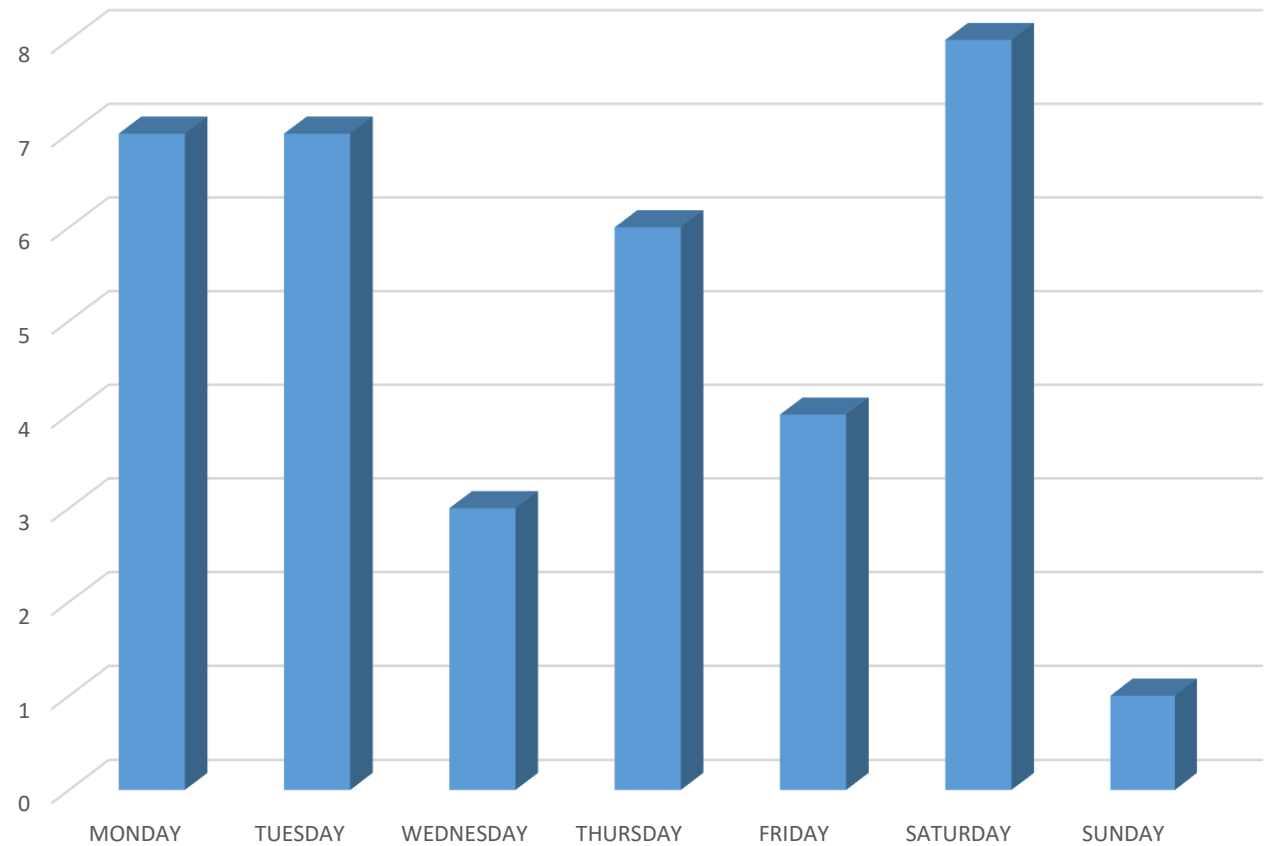
OCTOBER 2020 MCACC / FORT CAMPBELL

SHELTER NOTES

Calls by Day of Week..... 36

Monday..... 7
Tuesday..... 7
Wednesday..... 3
Thursday..... 6
Friday..... 4
Saturday..... 8
Sunday..... 1

OCTOBER 2020 FT. CAMPBELL CALLS BY DAY OF WEEK



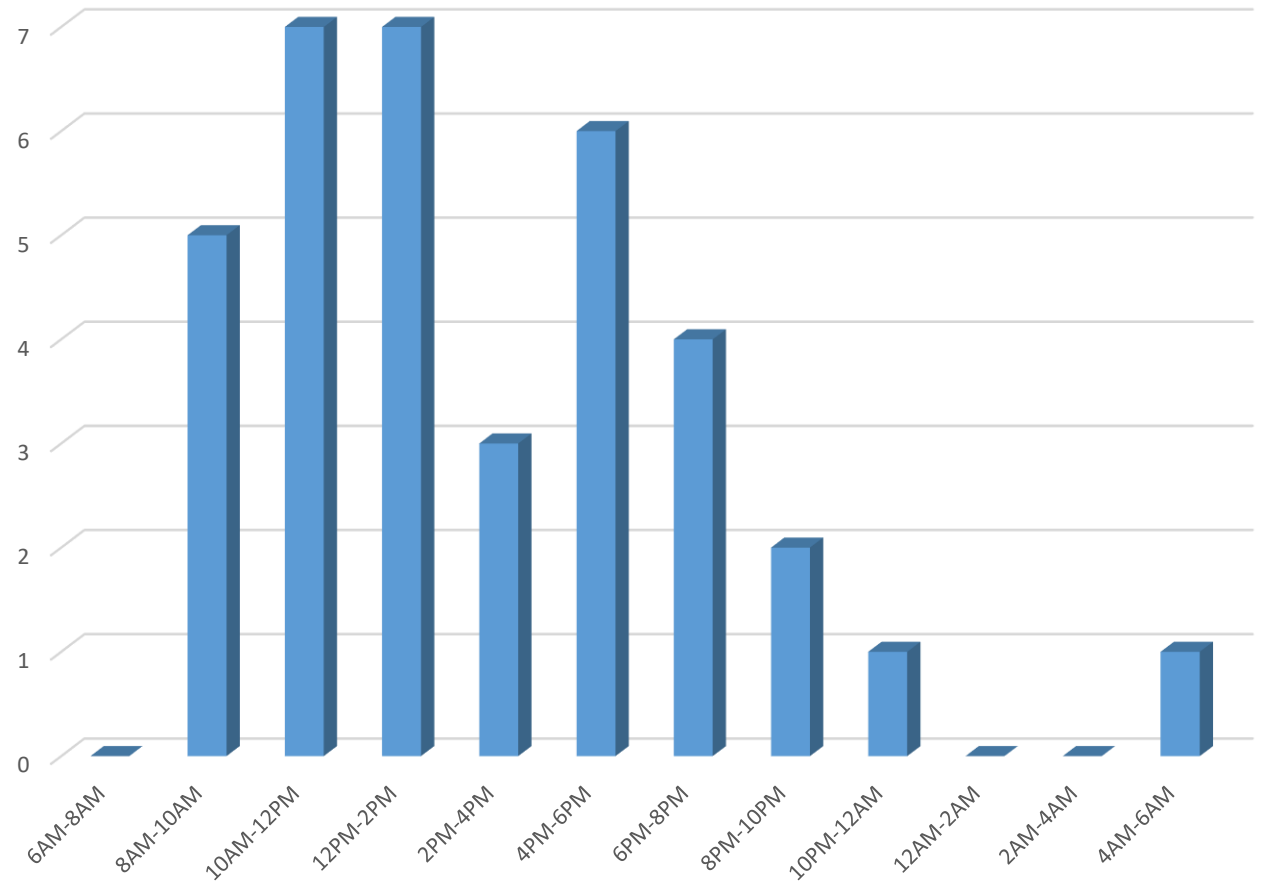
OCTOBER 2020 MCACC / FORT CAMPBELL

SHELTER NOTES

Calls by Time of Day..... 36

6AM TO 8AM.....	0
8AM TO 10AM.....	5
10AM TO 12PM.....	7
12PM TO 2PM.....	7
2PM TO 4PM.....	3
4PM TO 6PM.....	6
6PM TO 8PM.....	4
8PM TO 10PM.....	2
10PM TO 12AM.....	1
12AM TO 2AM.....	0
2AM TO 4AM.....	0
4AM TO 6AM.....	1

OCTOBER 2020 FT. CAMPBELL CALLS BY TIME OF DAY

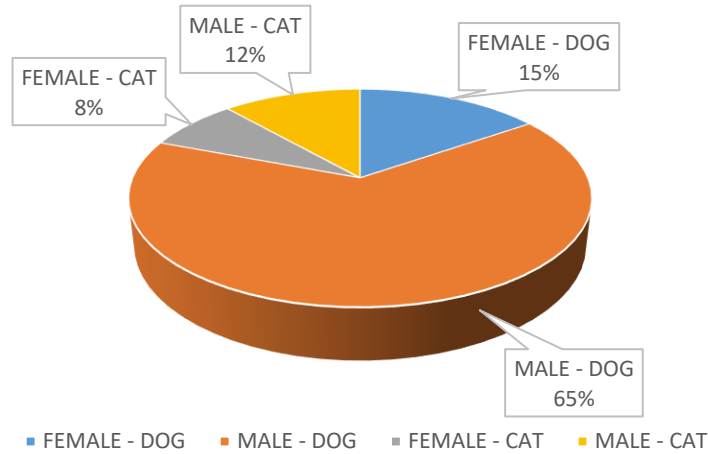


OCTOBER 2020 MCACC / FORT CAMPBELL

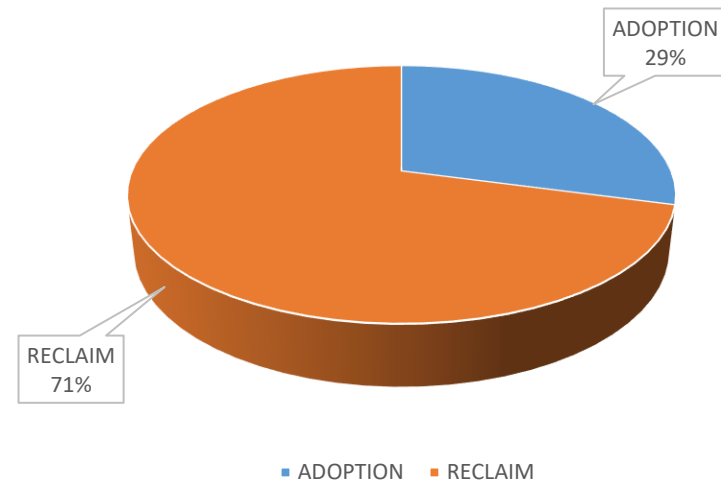
SHELTER NOTES

Microchips Issued.....	26
Dog - Male.....	17
Dog - Female.....	4
Cat - Male.....	3
Cat - Female.....	2
Reclaim.....	17
Adoption.....	7
Foster.....	0

OCTOBER 2020 FT. CAMPBELL MICROCHIPS ISSUED



OCTOBER 2020 - FT. CAMPBELL MICROCHIP REASONS

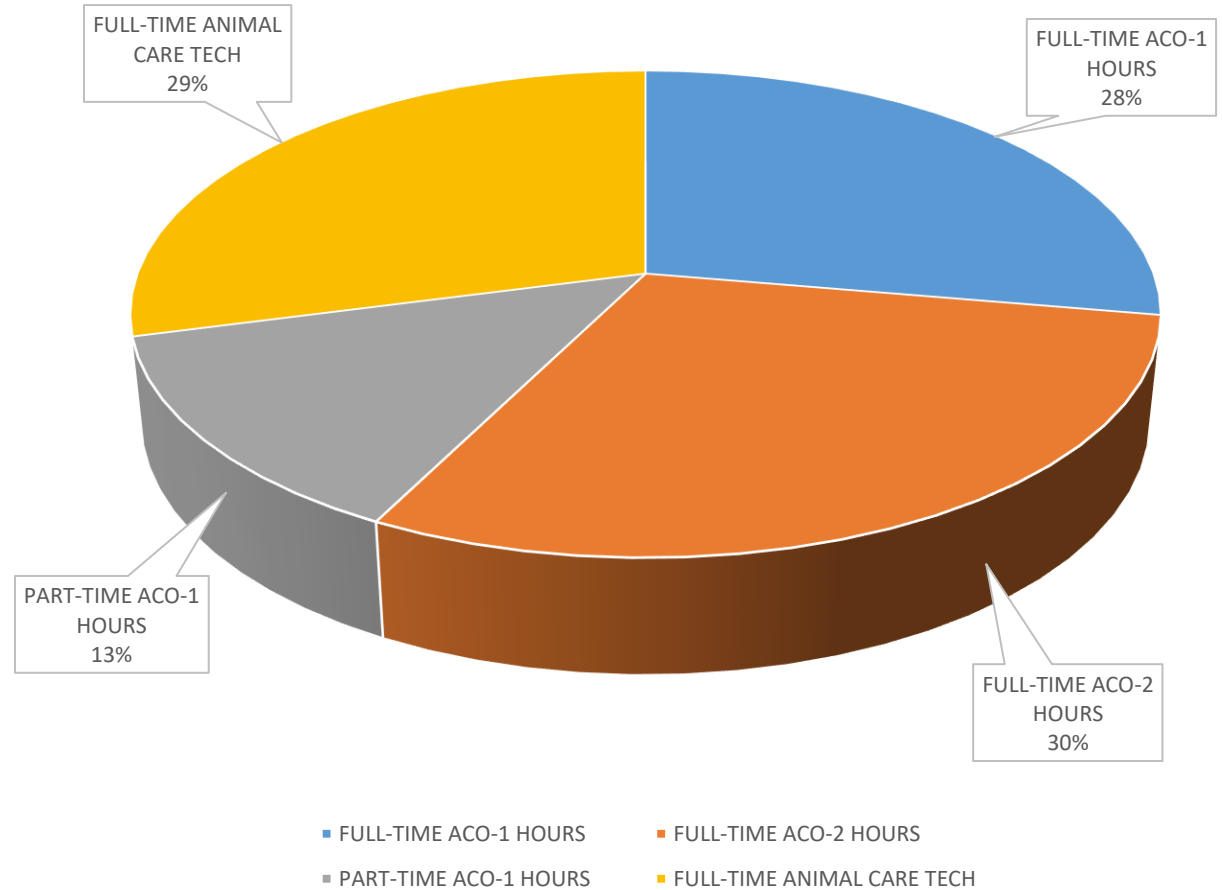


OCTOBER 2020 MCACC / FORT CAMPBELL

SHELTER NOTES

Total Staff Hours – August 2020	632.25
Full-Time ACO-1 Hours.....	175.25
Full-Time ACO-2 Hours.....	188
Part-Time ACO-1 Hours.....	85
Full-Time Animal Care Tech...	184

OCTOBER 2020 FT. CAMPBELL STAFFING HOURS



OCTOBER 2020 MCACC / FORT CAMPBELL

SHELTER NOTES

Beginning July 5th, 2019, Montgomery County Animal Care and Control entered into an Inter Governmental Support Agreement, with Ft. Campbell Kentucky Military Installation.

2019

	Jan.	Feb.	Mar.	Apr.	May	Jun.	Jul.	Aug.	Sept.	Oct.	Nov.	Dec.	Total 2018	Trend
Owner Surrenders	—	—	—	—	—	—	0	0	0	0	0	0	0	0
Stray Dogs/Puppy's	—	—	—	—	—	—	9	9	19	22	8	14	67	80.4
Stray Cats/Kittens	—	—	—	—	—	—	7	9	11	16	18	9	61	67.2
MP Holds	—	—	—	—	—	—	9	3	1	0	12	1	25	30
Call for Service	—	—	—	—	—	—	27	25	31	39	12	13	134	160
Euthanasia Dog	—	—	—	—	—	—	0	0	1	0	0	0	1	1
Euthanasia Cat	—	—	—	—	—	—	1	1	0	0	1	1	3	3
Microchips Issued	—	—	—	—	—	—	7	13	23	26	24	21	93	112
Adoptions	—	—	—	—	—	—	3	6	10	10	10	13	52	
LIVE RELEASE RATE	—	—	—	—	—	—	97%	98%	98%	100%	98%	97%	98.00%	
DOGS	—	—	—	—	—	—	100%	100%	96%	100%	100%	100%	99.5%	
CATS	—	—	—	—	—	—	89%	92%	100%	100%	90%	93%	94.00%	

2020

	Jan	Feb	Mar	Apr	May	Jun	Jul	Aug	Sep	Oct	Nov	Dec	Total	Trend
Owner Surrenders	0	0	0	0	0	0	0	0	0	0			0	0
Stray Dogs/Puppy's	12	25	16	10	17	13	10	10	15	14			142	156
Stray Cats/Kittens	5	5	7	0	3	13	2	14	16	9			74	83
MP Holds	0	2	1	8	3	7	6	6	15	0			48	54
Call for Service	28	26	41	39	30	24	30	24	36	36			314	376
Euthanasia Dog	0	0	0	0	0	0	0	0	0	1			1	1
Euthanasia Cat	1	0	0	0	0	0	0	1	0	2			4	4
Microchips Issued	8	10	11	12	11	6	18	14	18	26			131	140
Adoptions	17	10	9	5	5	0	18	17	12	10			103	124
LIVE RELEASE RATE	98%	100%	100%	100%	100%	100%	100%	99%	100%	95%			99.2%	
DOGS	100%	100%	100%	100%	100%	100%	100%	100%	100%	96%			99.6%	
CATS	92%	100%	100%	100%	100%	100%	100%	98%	100%	80%			97%	