



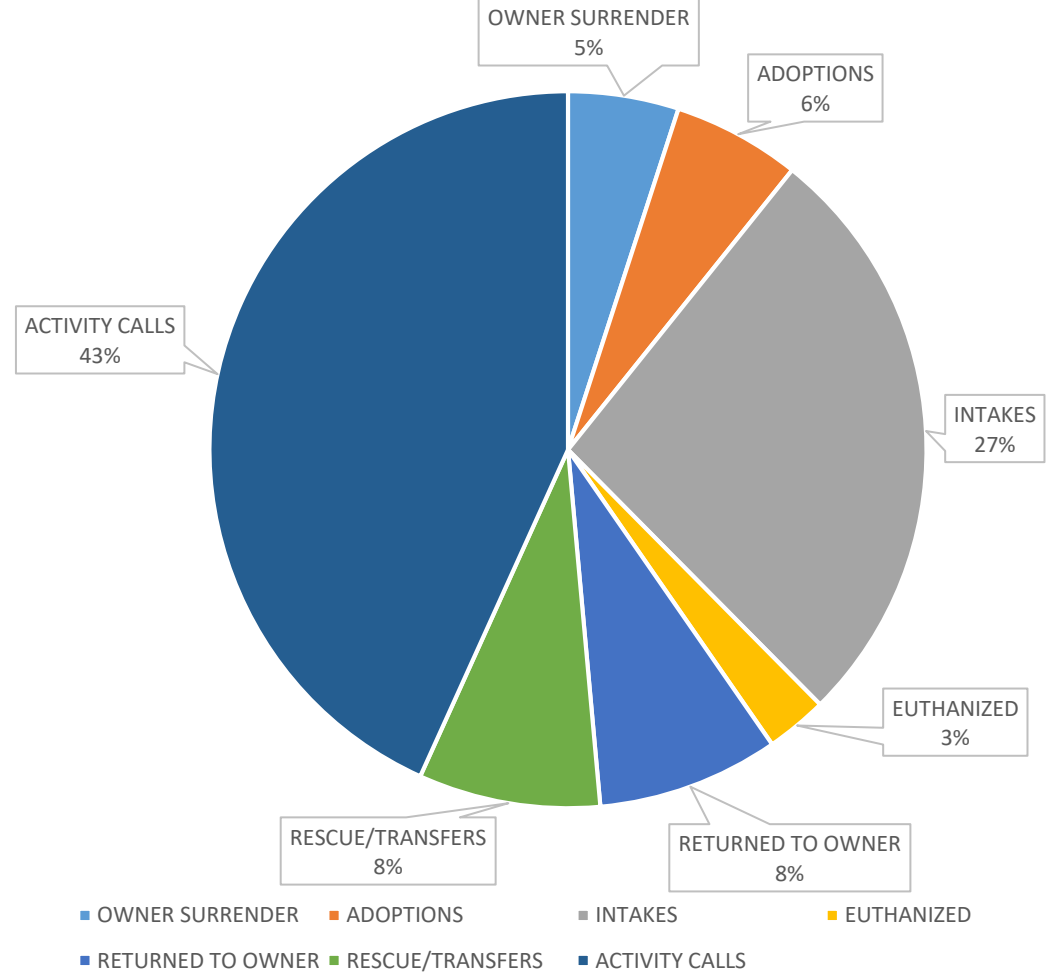
March 2020 Animal Control Monthly Statistics

Officer Field Activity and Shelter Statistics



Activity Calls.....	390
Intake.....	242
Dogs.....	157
Cats.....	63
Other.....	22
Return To Owner.....	74
Dogs - Returned to owner in Field	21
Cats - Returned to owner In Field	0
Dogs - Reclaimed at Shelter.....	48
Cats - Reclaimed at Shelter.....	5
Rescue/Transferred.....	74
Live Releases.....	226
Adoption.....	52
Dog/Puppies.....	47
Cat/Kittens.....	5
Other.....	1
Euthanasia.....	25
Dog.....	17
Cat.....	8
Visitors.....	767
Average Visitors Per Day.....	64
*This represents visitors from	
March 1st, 2020 - March 18th, 2020	
MCACC saw a 56.6% drop in visitor traffic	
Incoming Calls Fielded.....	2,480

MARCH 2020 SHELTER STATISTICS



MARCH 2020 MONTGOMERY COUNTY ANIMAL CARE AND CONTROL

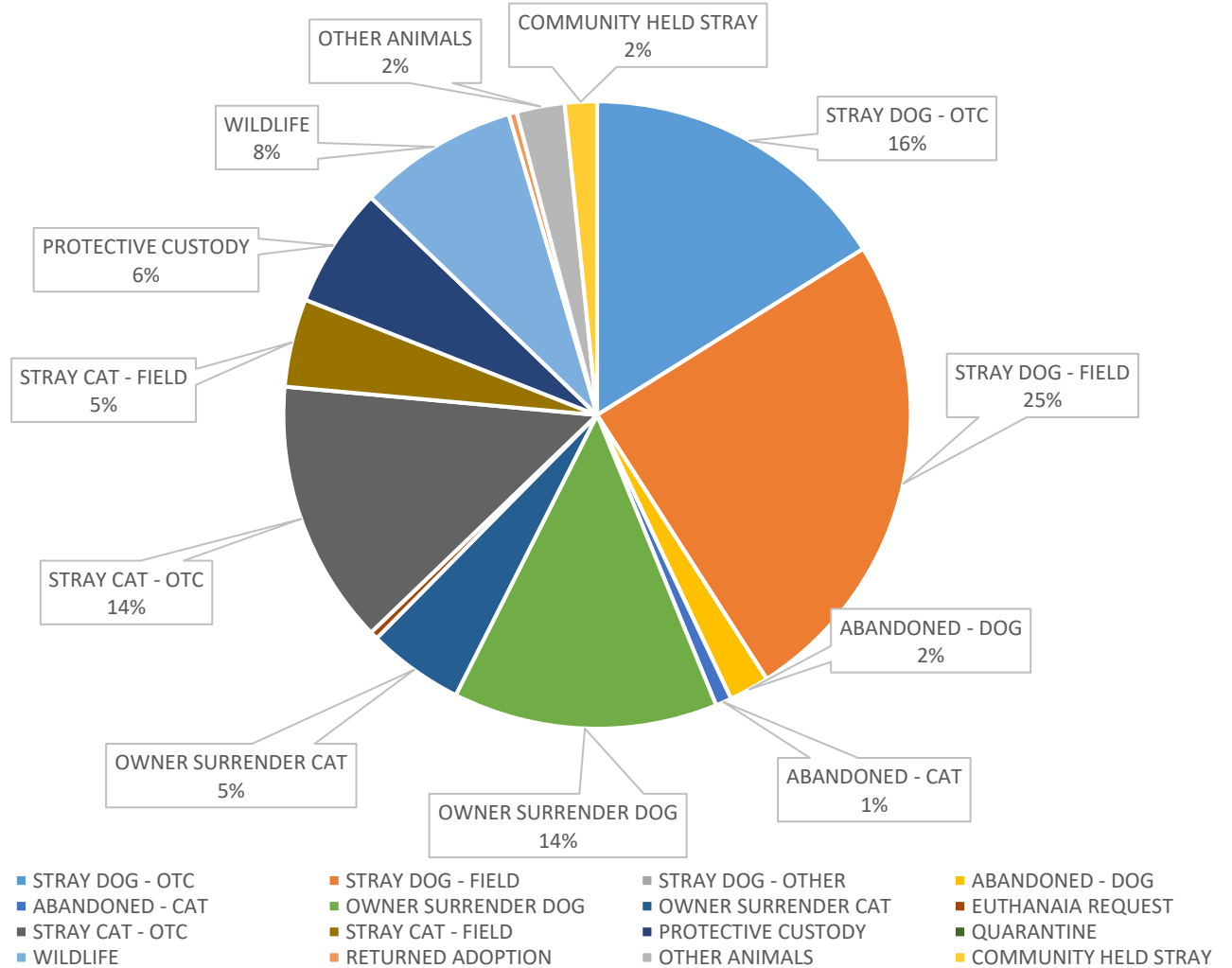
SHELTER STATS (ENTRY REASON)

Entry Reason.....

272

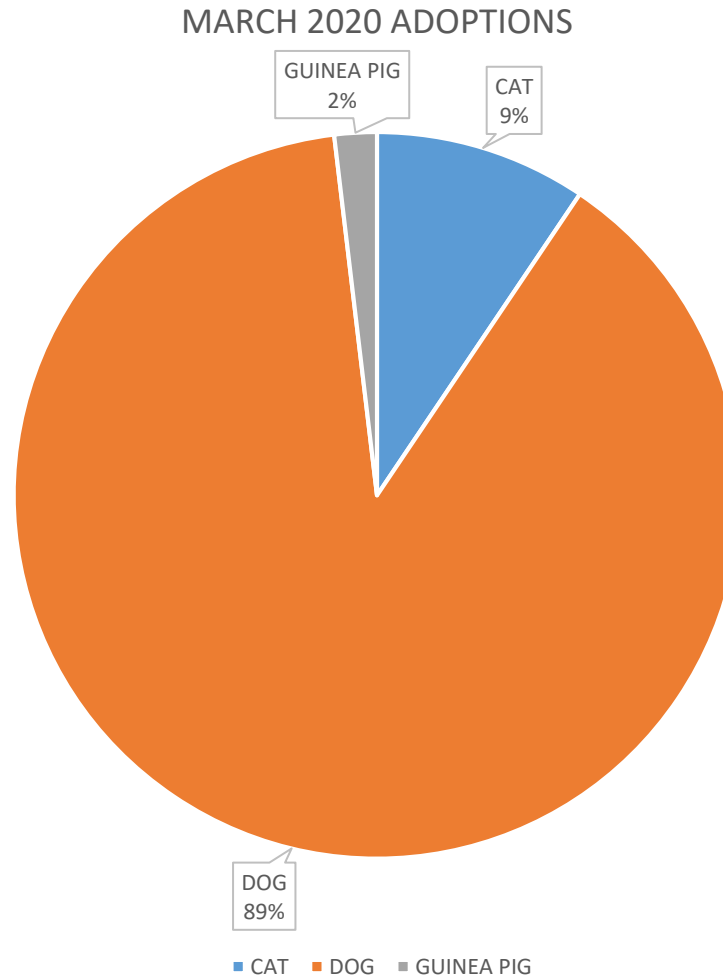
Stray Dog - OTC	39
Stray Dog - Field	60
Stray Dog - Other	0
Abandoned Animal	7
Owner Surrender Dog	33
Owner Surrender Cat	12
Euthanasia Request	1
Stray Cat - OTC	33
Stray Cat - Field	11
Protective Custody	15
Quarantine	0
Wildlife	20
Returned Adoption	1
Other Animals	6
Community Held Stray	4

MARCH 2020 ANIMAL INTAKE REASONS



MARCH 2020 MONTGOMERY COUNTY ANIMAL CARE AND CONTROL
SHELTER ADOPTIONS BY SPECIES

Adoptions.....	53
Bird.....	0
Cat.....	5
Chicken.....	0
Dog.....	47
Ferret.....	0
Hedgehog.....	0
Other.....	1

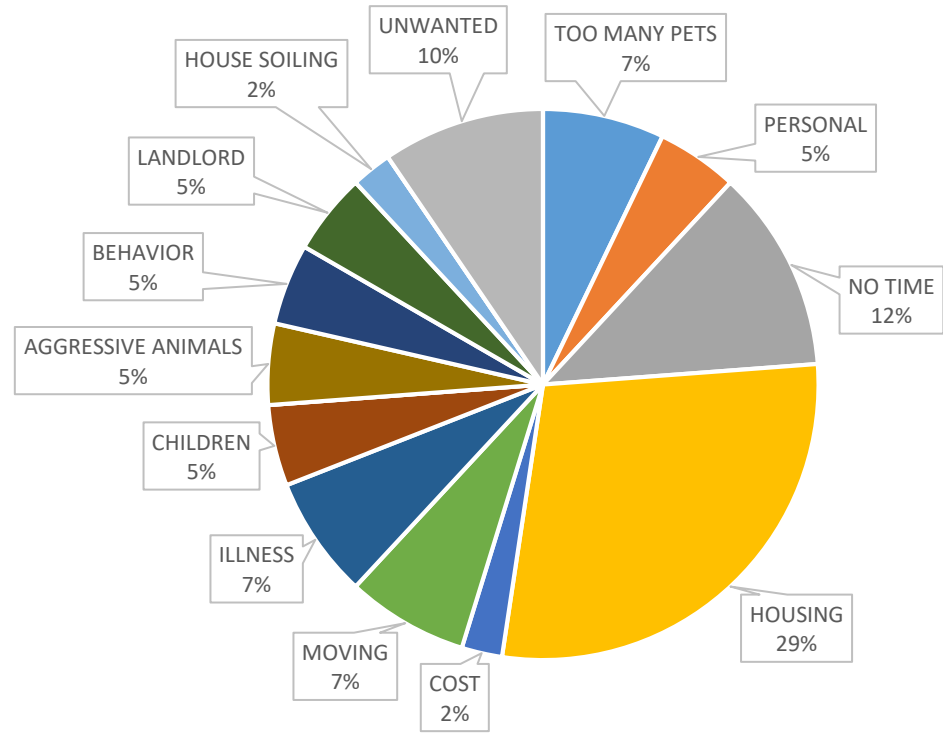


MARCH 2020 MONTGOMERY COUNTY ANIMAL CARE AND CONTROL

OWNER SURRENDER STATISTICS

Owner Surrenders.....	46
Too Many Pets.....	3
Personal.....	2
No Time.....	5
Housing.....	12
Cost.....	1
Moving.....	3
Illness.....	3
Children.....	2
Aggressive – People.....	0
Aggressive – Animals.....	2
Landlord.....	2
House Soiling.....	1
Allergies.....	0
Unwanted.....	4
Behavior.....	2
Bites.....	0

MARCH 2020 OWNER SURRENDER REASONS



- TOO MANY PETS
- PERSONAL
- NO TIME
- HOUSING
- COST
- MOVING
- ILLNESS
- CHILDREN
- AGGRESSIVE PEOPLE
- AGGRESSIVE ANIMALS
- BEHAVIOR
- LANDLORD
- HOUSE SOILING
- ALLERGIES
- UNWANTED
- BITES

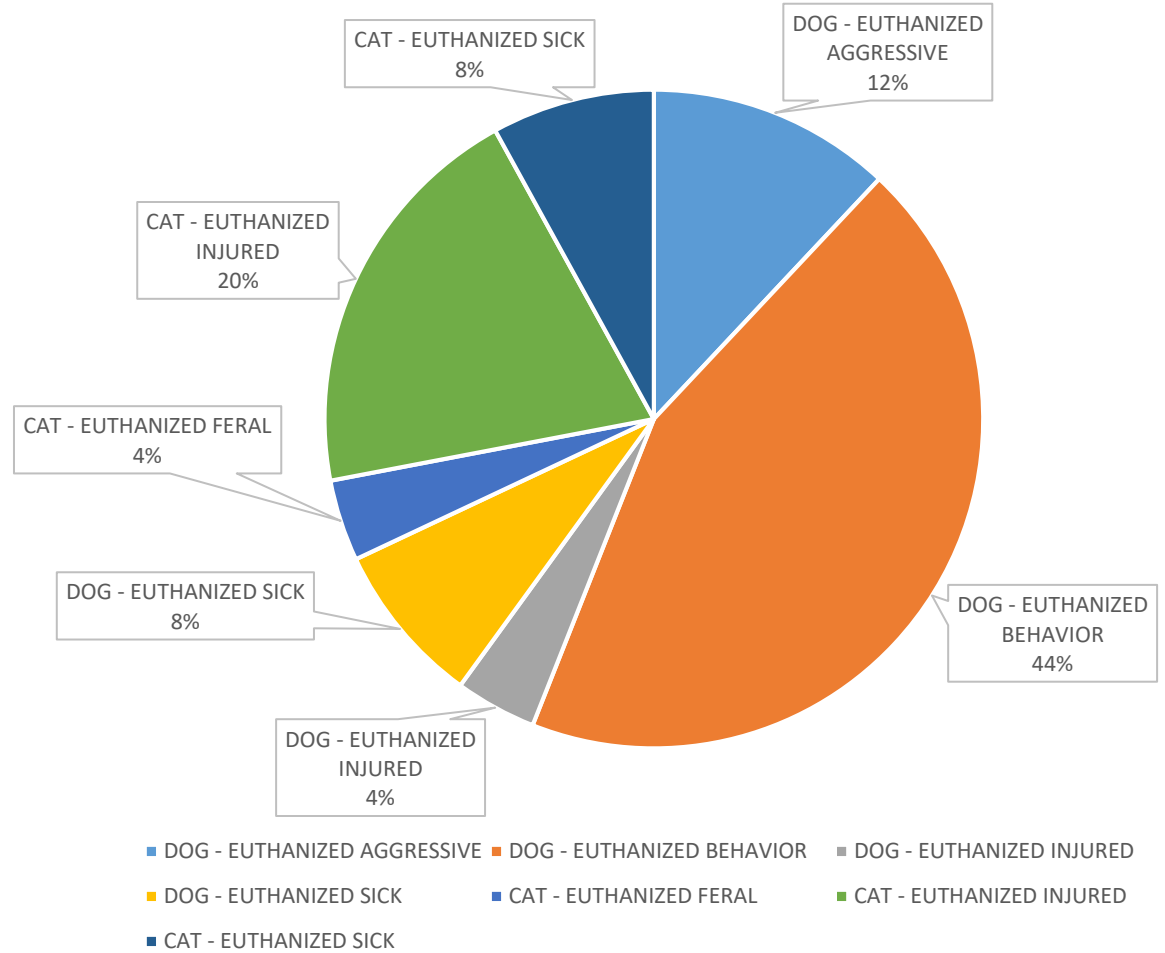
MARCH 2020 MONTGOMERY COUNTY ANIMAL CARE AND CONTROL

EUTHANASIA STATISTICS

Euthanasia..... 25

- Cat/Kitten – Behavior..... 0**
- Cat/Kitten – Aggressive..... 0**
- Cat/Kitten – Injured..... 5**
- Cat/Kitten– Sick..... 2**
- Cat/Kitten – Feral..... 1**
- Dog/Puppy – Aggressive..... 3**
- Dog/Puppy – Behavior..... 11**
- Dog/puppy – Sick..... 2**
- Dog/Puppy – Injured..... 1**
- Dog/Puppy – Space..... 0**
- Dog/Puppy – Owner Request. 0**

MARCH 2020 EUTHANASIA REASONS



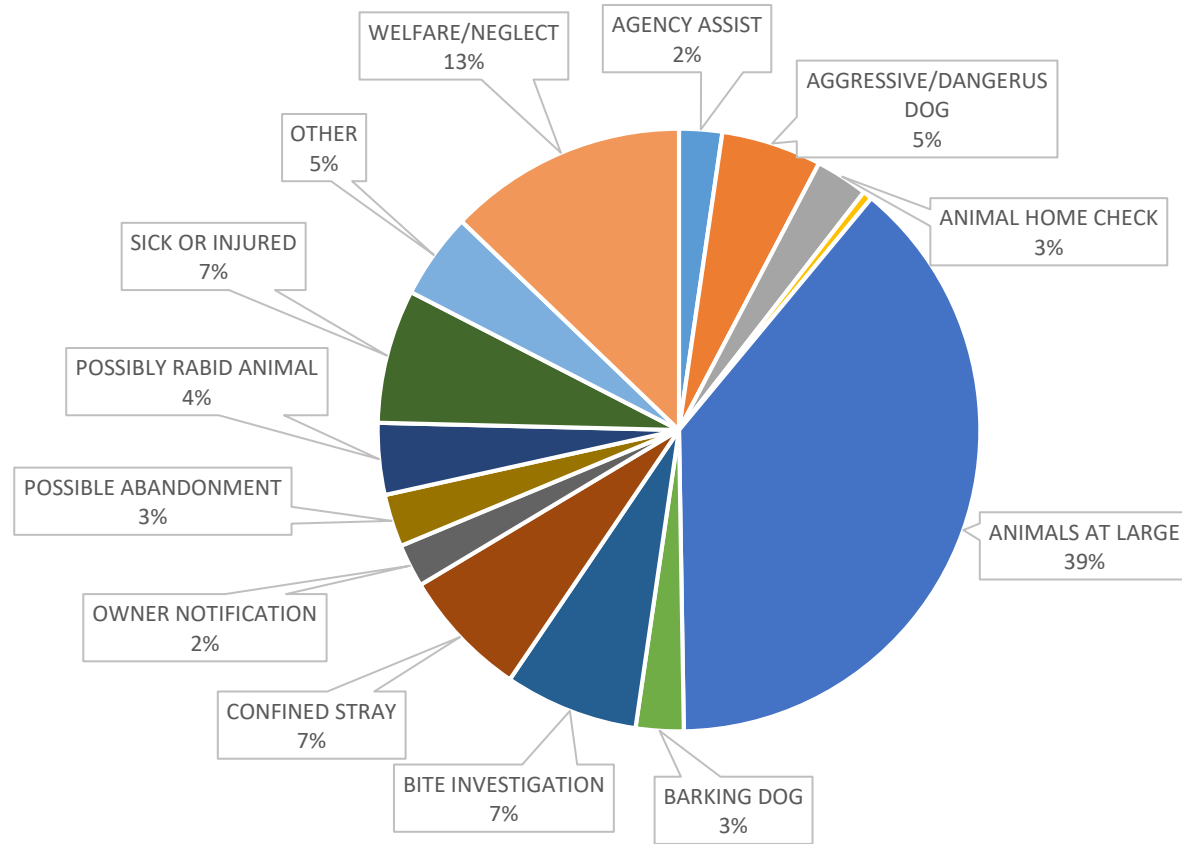
MARCH 2020 MONTGOMERY COUNTY ANIMAL CARE AND CONTROL

OFFICER ACTIVITY STATISTICS

Activity Calls.....390

Agency Assist.....	9
Aggressive Dog vs. Dog.....	4
Aggressive/Dangerous Dog.....	17
Animal At Large.....	151
Animal Home Check.....	111
Animals Left in Vehicle.....	2
Barking Dog.....	10
Bite Investigation.....	28
Confined Stray.....	27
Deceased Animal Pickup....	2
Dog in School.....	1
Possible Abandonment.....	11
Possibly Rabid Animal.....	15
Meet with Owner – Jail Visit	3
Owner Notification.....	9
Set Trap.....	4
Sick or Injured.....	28
Welfare/Neglect.....	50
Vet Transport.....	4

MARCH 2020 FIELD ACTIVITY CALLS



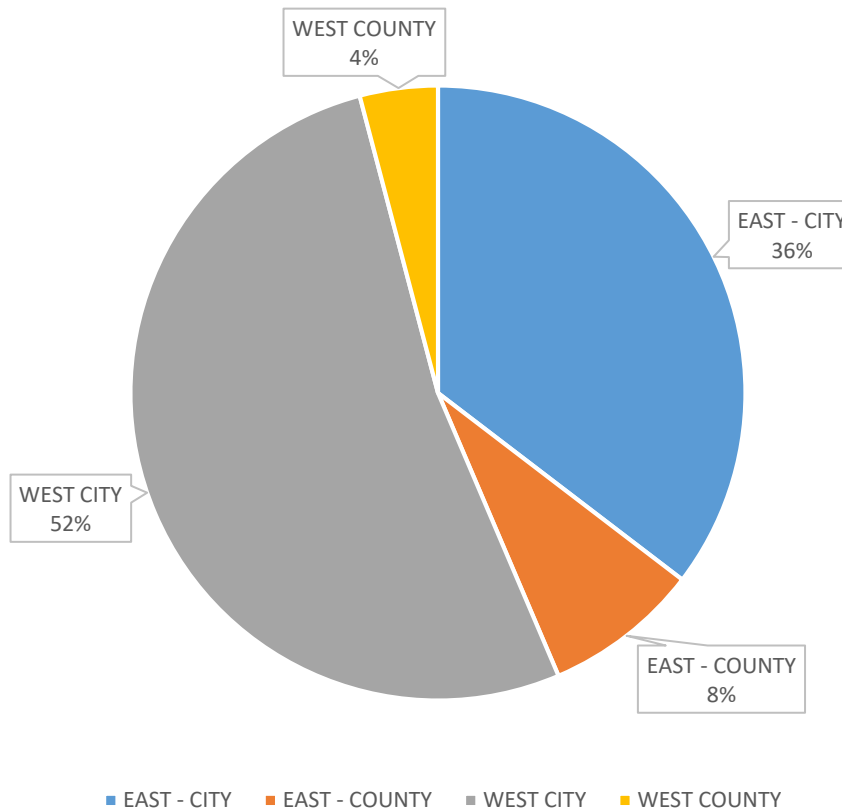
- AGENCY ASSIST
- ANIMALS AT LARGE
- OWNER NOTIFICATION
- OTHER
- AGGRESSIVE/DANGERUS DOG
- BARKING DOG
- POSSIBLE ABANDONMENT
- WELFARE/NEGLECT
- ANIMAL HOME CHECK
- BITE INVESTIGATION
- POSSIBLY RABID ANIMAL
- ANIMAL IN VEHICLE
- CONFINED STRAY
- SICK OR INJURED

MARCH 2020 MONTGOMERY COUNTY ANIMAL CARE AND CONTROL

OFFICER ACTIVITY STATISTICS (Calls by Zones)

Jurisdiction Calls.....	390
East - City.....	138
East - County.....	32
West - City.....	204
West - County.....	16

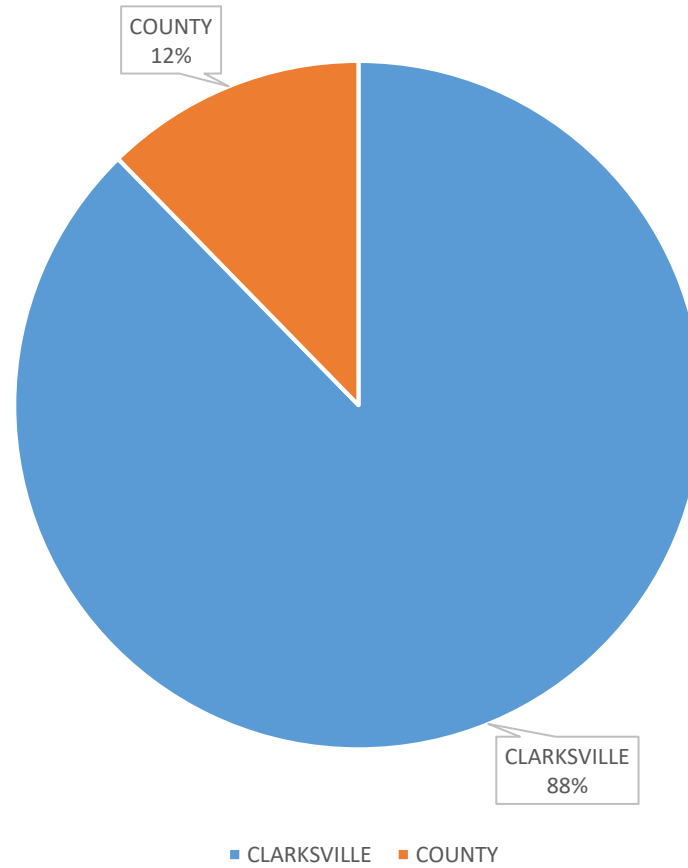
MARCH 2020 CALLS BY ZONES



**MARCH 2020 MONTGOMERY COUNTY ANIMAL CARE AND CONTROL
OFFICER ACTIVITY STATISTICS (Calls by Jurisdiction)**

Jurisdiction City/County....	390
Clarksville City.....	342
County.....	48

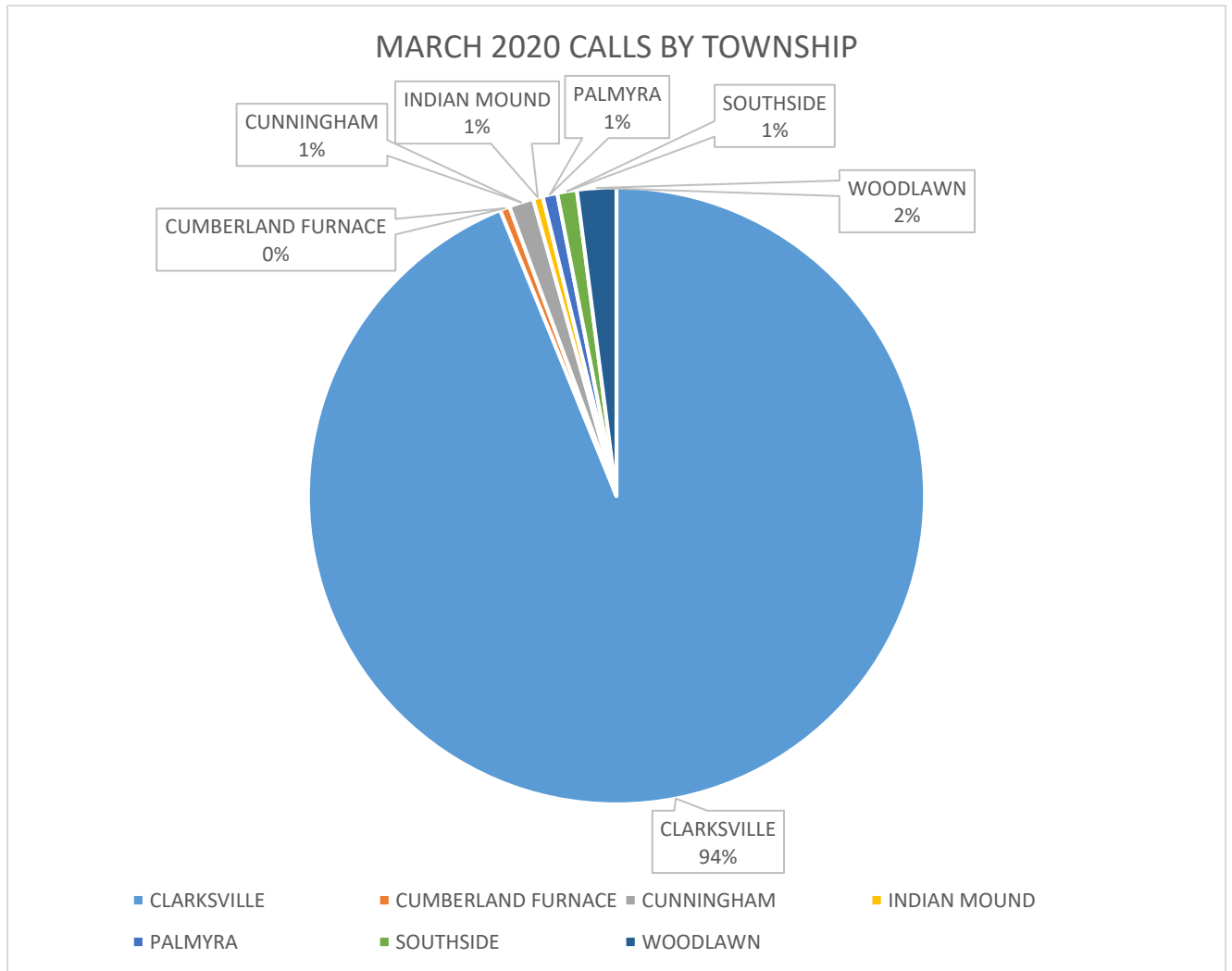
MARHC 2020 CALLS BY JURISDICTION



MARCH 2020 MONTGOMERY COUNTY ANIMAL CARE AND CONTROL

OFFICER ACTIVITY (Calls by Montgomery County Townships)

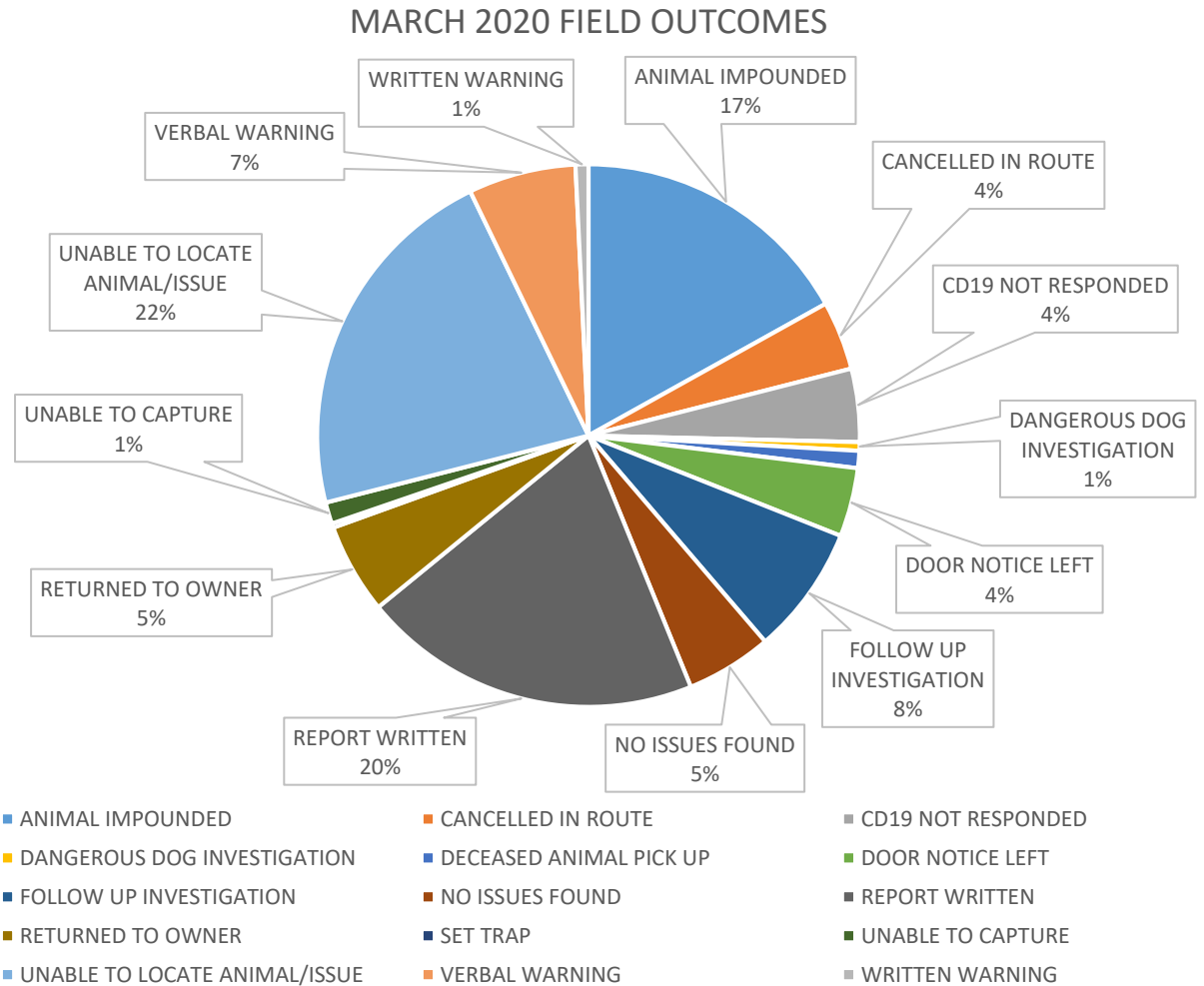
Officer Field Activity.....	390
Adams.....	0
Ashland City.....	0
Clarksville.....	366
Cunningham.....	5
Cumberland Furnace.....	2
Indian Mound.....	2
Palmyra.....	3
Southside.....	4
Woodlawn.....	8



MARCH 2020 MONTGOMERY COUNTY ANIMAL CARE AND CONTROL

SHELTER NOTES

Officer Field Activity.....	390
Animal Impounded.....	66
COVID-19 Not Responded.....	17
Cancelled in Route.....	16
Dangerous Dog Investigation.....	2
Deceased Animal Pickup.....	4
Follow Up Investigation.....	30
No Issues Found.....	20
No One Home Notice.....	16
Rabies Quarantine Issued.....	0
Report Written.....	79
Returned to Owner.....	21
Set Trap.....	1
Unable to Capture.....	5
Unable to Locate Animal/Issue..	85
Verbal Warning.....	25
Written Warning.....	3
Other.....	0



MARCH 2020 MONTGOMERY COUNTY ANIMAL CARE AND CONTROL

SHELTER NOTES

Calls by Day of Week..... 390

Monday..... 110

Tuesday..... 79

Wednesday..... 47

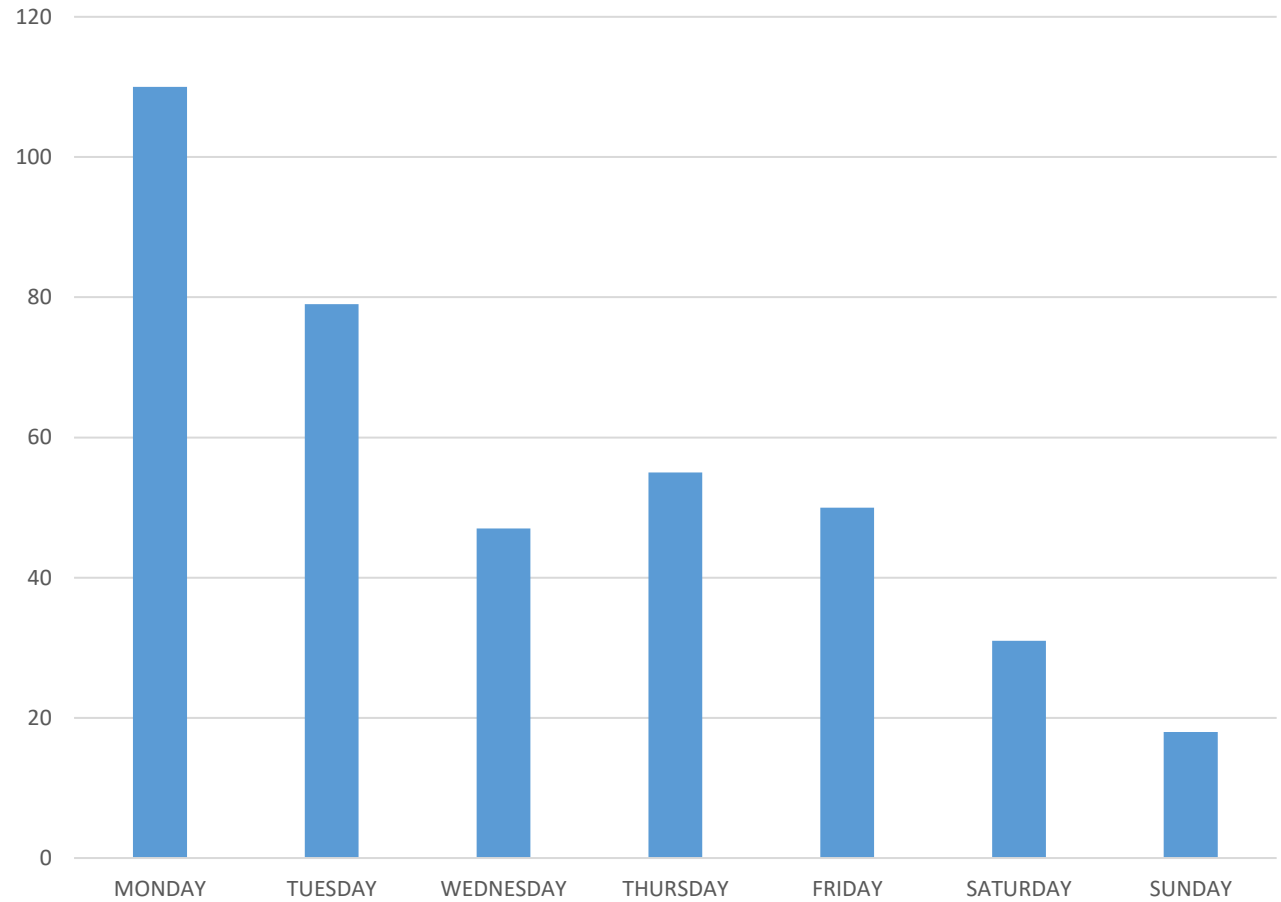
Thursday..... 55

Friday..... 50

Saturday..... 31

Sunday..... 18

MARCH 2020 CALLS BY DAY OF WEEK



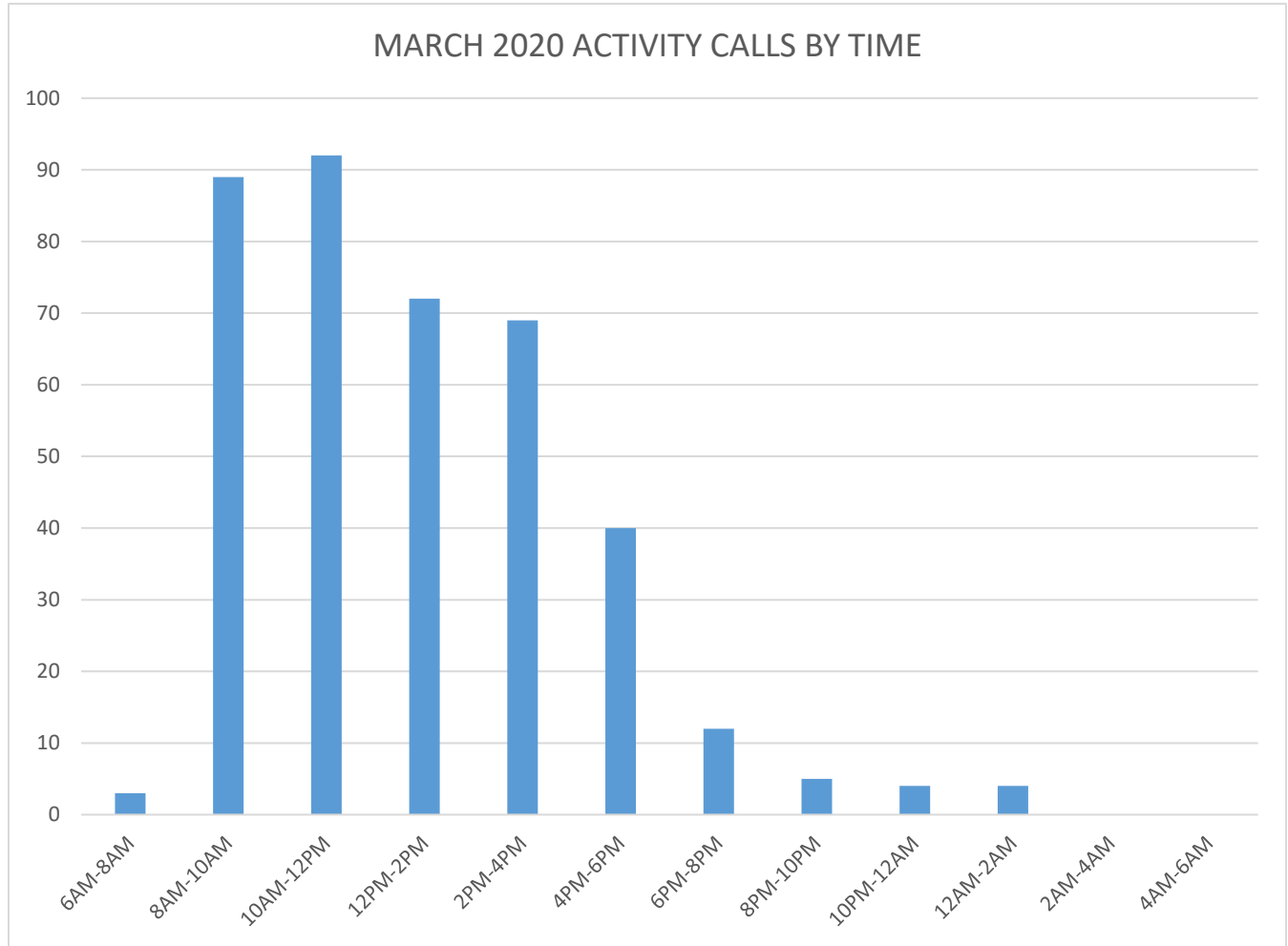
MARCH 2020 MONTGOMERY COUNTY ANIMAL CARE AND CONTROL

SHELTER NOTES

Calls by Time of Day.....

390

6AM TO 8AM.....	3
8AM TO 10AM.....	89
10AM TO 12PM.....	92
12PM TO 2PM.....	72
2PM TO 4PM.....	69
4PM TO 6PM.....	40
6PM TO 8PM.....	12
8PM TO 10PM.....	5
10PM TO 12AM.....	4
12AM TO 2AM.....	4
2AM TO 4AM.....	0
4AM TO 6AM.....	0



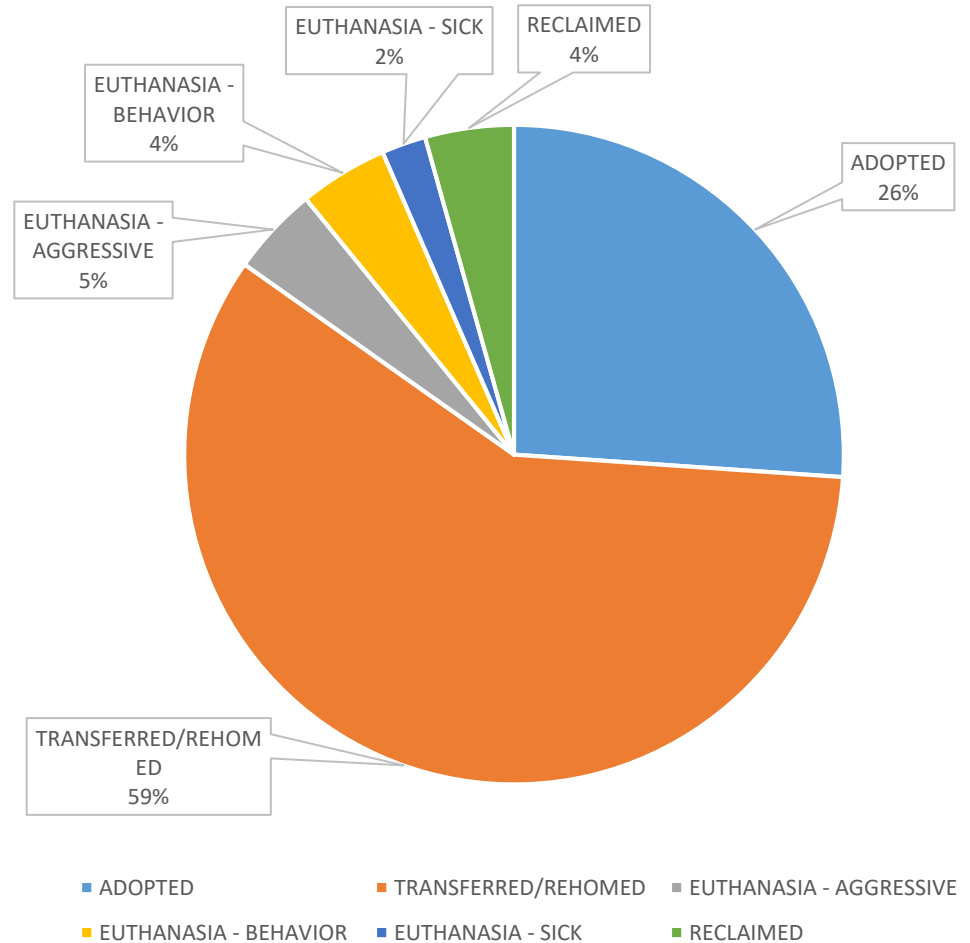
MARCH 2020 MONTGOMERY COUNTY ANIMAL CARE AND CONTROL

SHELTER NOTES

Beginning September 1st, 2018 our new Owner Surrender Policy was instituted at Montgomery County Animal Care and Control. The below figures will represent the number of pets that were owner surrendered and their subsequent outcome after being surrendered to the shelter. This number does not represent the number of pets that are diverted from entering the shelter.

Owner Surrenders.....	46
Adopted.....	12
Transferred/Rehomed.....	27
Remain in Shelter.....	0
Foster.....	0
Euthanasia – Owner Requested...	0
Euthanasia – Aggressive.....	2
Euthanasia – Sick/Injured.....	1
Euthanasia – Behavior.....	2
Reclaimed.....	2

MARCH 2020 OWNER SURRENDER OUTCOMES



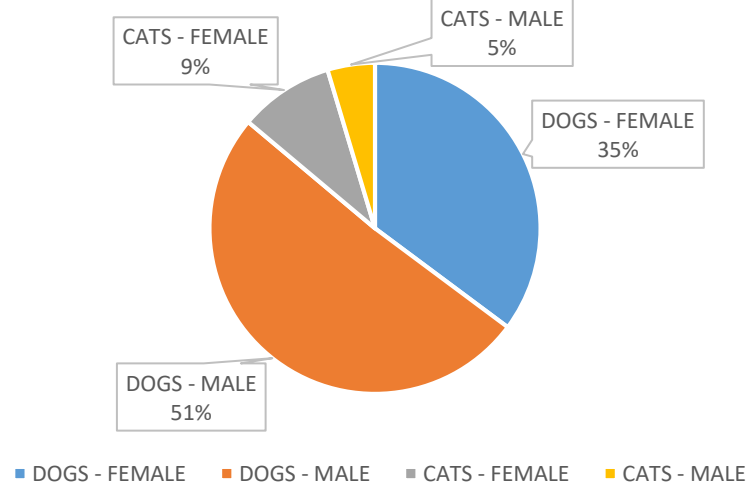
MARCH 2020 MONTGOMERY COUNTY ANIMAL CARE AND CONTROL

SHELTER NOTES

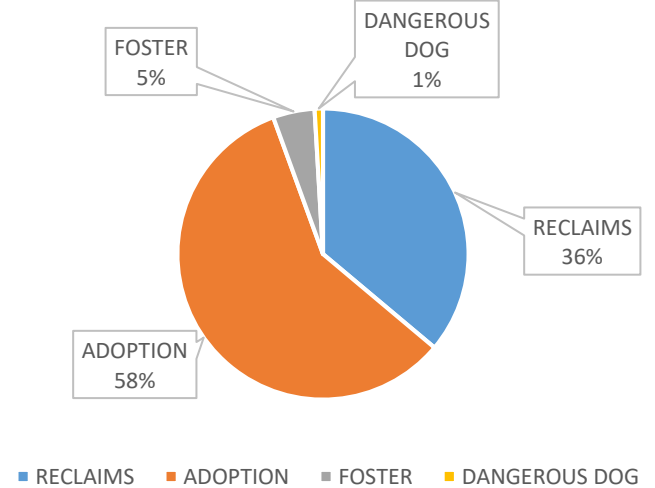
Beginning on September 1st, 2018, Montgomery County Animal Care and Control instituted a new policy requiring all dogs and cats that are adopted or reclaimed at our facility must be implanted with a microchip tracking device.

Microchips Issued.....	108
Dogs – Female.....	38
Dogs – Male.....	55
Cats – Female.....	10
Cats – Male.....	5
Reclaims.....	39
Adoption.....	63
Foster.....	5
Dangerous Dog.....	1

MARCH 2020 MICROCHIPS ISSUED



MARCH 2020 MICROCHIP REASON



MARCH 2020 MONTGOMERY COUNTY ANIMAL CARE AND CONTROL

SHELTER NOTES

Beginning September 1st, 2018 we will be instituting the new Owner Surrender Policy and mandatory microchipping through the shelter. The figures below represent a running total from January 1st, 2018 to July 31st 2018. We will be running a month to month comparison to the 2017 figures at the conclusion of this calendar year.

	Jan.	Feb.	Mar.	Apr.	May	Jun.	Jul.	Aug.	Sept.	Oct.	Nov.	Dec.	Total 2018	Trend
Owner Surrenders	48	60	47	83	78	38	34	55	58	41	46	62	558	
Stray Dogs/Puppy's	130	135	178	144	149	154	184	184	136	170	153	153	1,550	
Stray Cats/Kittens	69	41	42	67	189	229	191	191	152	153	111	66	1,158	
Call for Service	475	376	504	426	441	438	444	438	388	468	468	434	4,468	
Euthanasia Dog	23	42	27	18	31	28	21	54	29	27	33	16	299	
Euthanasia Cat	6	8	26	21	18	102	23	81	76	75	44	42	423	
Microchips Issued	109	105	131	128	118	153	236	162	124	182	144	150	1,221	
LIVE RELEASE RATE	89%	82%	83%	87%	85%	67%	91%	70%	74%	79%	80%	86%	81%	
DOGS	74%	79%	89%	92%	85%	87%	91%	81%	87%	88%	85%	92%	86%	
CATS	92%	90%	63%	75%	85%	49%	90%	51%	55%	70%	73%	77%	73%	
Owner Surrenders	43	51	46											
Stray Dogs/Puppy's	163	134	99											
Stray Cats/Kittens	103	85	44											
Call for Service	526	424	390											
Euthanasia Dog	40	28	17											
Euthanasia Cat	19	13	8											
Microchips Issued	156	133	108											
LIVE RELEASE RATE	85%	90%	91%											
DOGS	86%	91%	92%											
CATS	85%	89%	90%											