



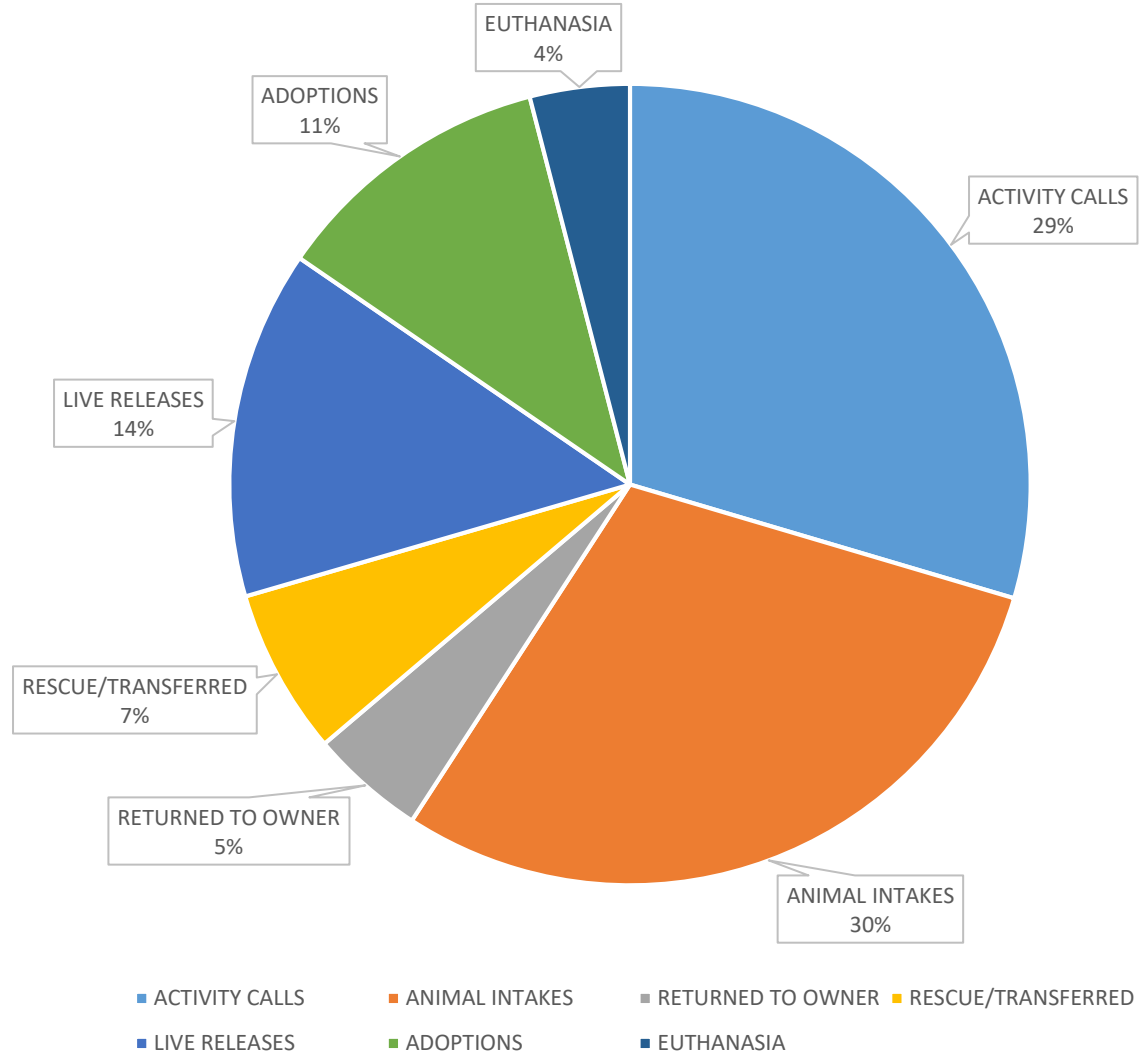
June 2020 Animal Control Monthly Statistics

Officer Field Activity and Shelter Statistics



Activity Calls.....	389
Intake.....	389
Dogs.....	151
Cats.....	227
Other.....	12
Return To Owner.....	61
Dogs – Returned to owner in Field	18
Cats – Returned to owner In Field	0
Dogs – Reclaimed at Shelter.....	41
Cats – Reclaimed at Shelter.....	2
Other – Reclaimed at Shelter.....	0
Rescue/Transferred.....	88
Live Releases.....	185
Adoption.....	150
Dog/Puppies.....	100
Cat/Kittens.....	48
Other.....	2
Euthanasia.....	43
Dog.....	8
Cat.....	35
Community Held Strays.....	2
Dog.....	2
Cat.....	0
TNR/Return To Field Cats.....	3
Visitors.....	1,505
Average Visitors Per Day.....	68
Incoming Calls Fielded.....	2,380

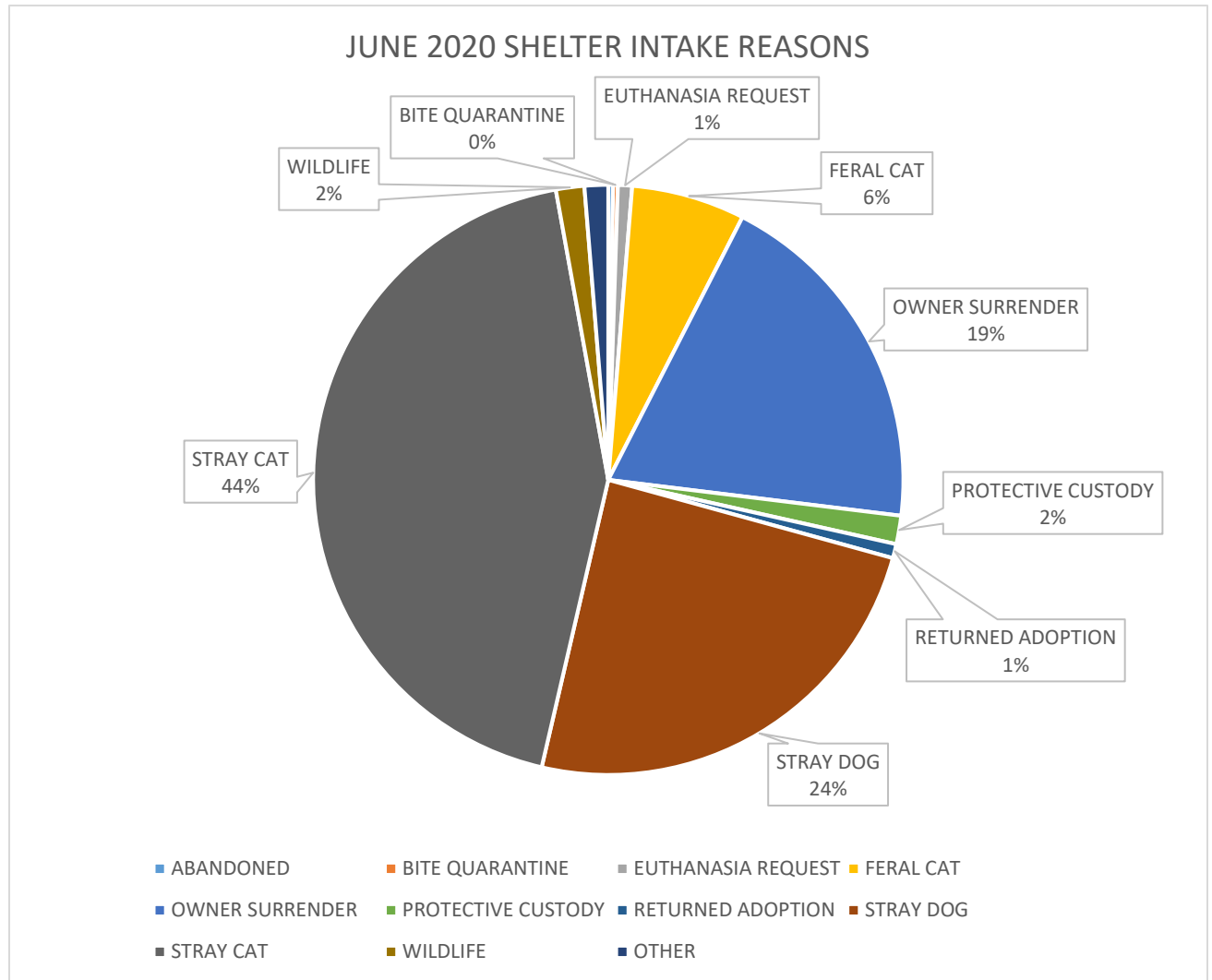
JUNE 2020 SHELTER STATS



JUNE 2020 MONTGOMERY COUNTY ANIMAL CARE AND CONTROL

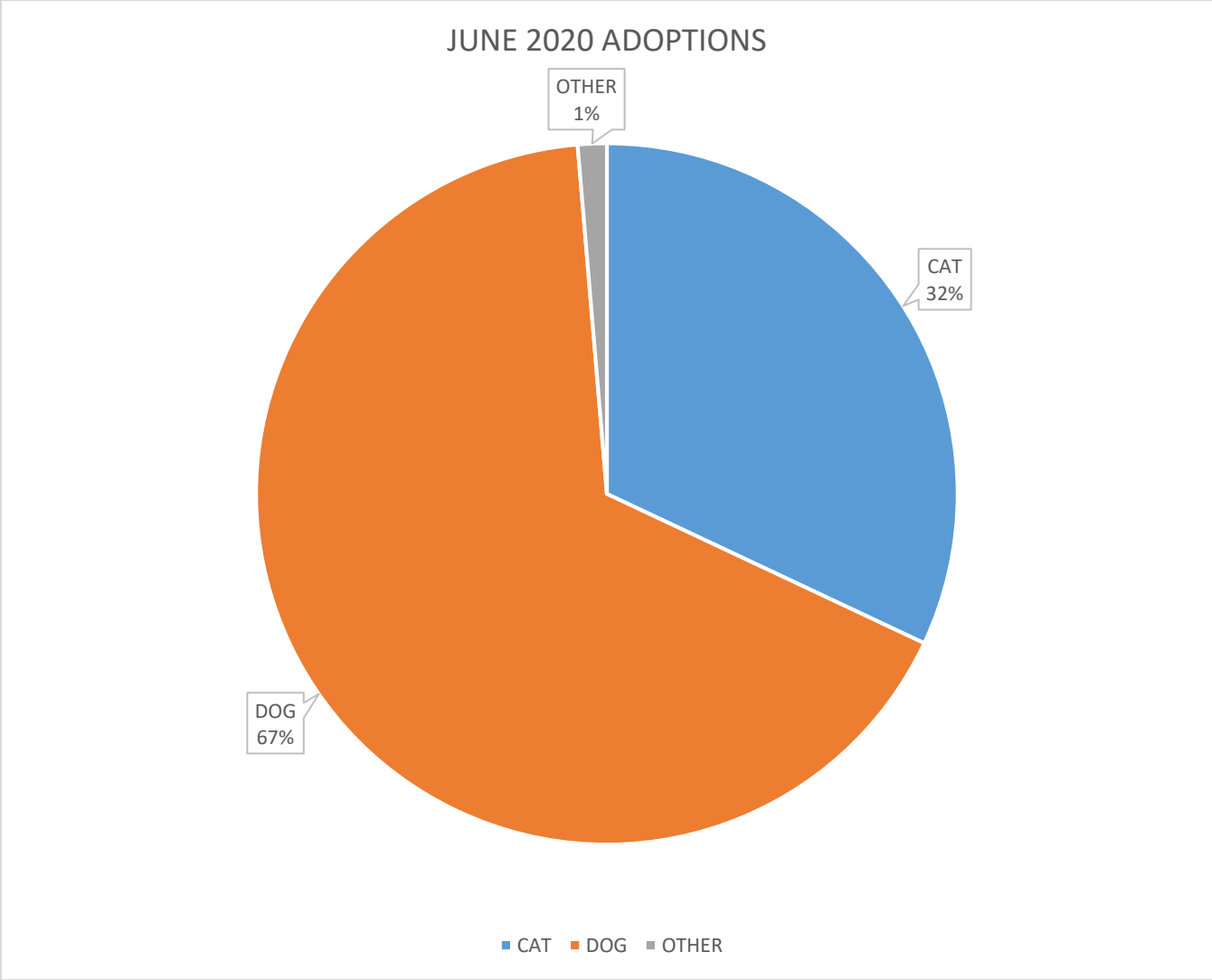
SHELTER STATS (ENTRY REASON)

Entry Reason.....	389
Stray Dog – OTC	46
Stray Dog – Field	48
Stray Dog – Other	0
Abandoned Animal	1
Owner Surrender Dog	40
Owner Surrender Cat	35
Euthanasia Request	3
Stray Cat – OTC	112
Stray Cat – Field	56
Feral Cat	24
Protective Custody	6
Quarantine	1
Returned Adoption	3
Other Animals	11
TNR Cat/Return to Field	3
Stray Pig	0



**JUNE 2020 MONTGOMERY COUNTY ANIMAL CARE AND CONTROL
SHELTER ADOPTIONS BY SPECIES**

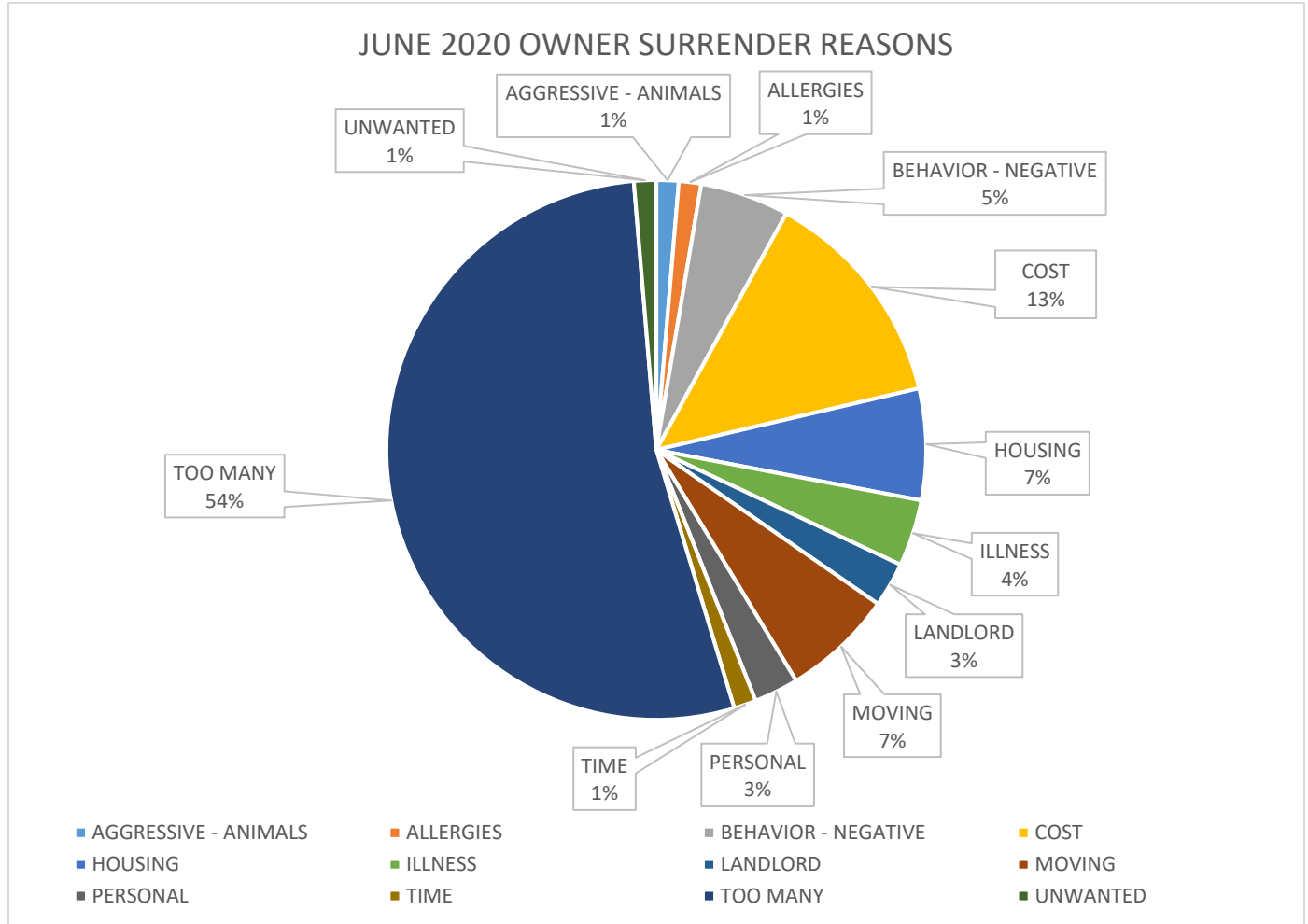
Adoptions.....	150
Bird.....	0
Cat.....	48
Chicken.....	0
Dog.....	100
Ferret.....	0
Hedgehog.....	0
Other.....	2



JUNE 2020 MONTGOMERY COUNTY ANIMAL CARE AND CONTROL

OWNER SURRENDER STATISTICS

Owner Surrenders.....	75
Too Many Pets.....	40
Personal.....	2
No Time.....	1
Housing.....	5
Cost.....	10
Moving.....	5
Illness.....	3
Children.....	0
Aggressive – People.....	0
Aggressive – Animals.....	1
Landlord.....	2
House Soiling.....	4
Allergies.....	1
Unwanted.....	1
Behavior.....	0
Bites.....	0

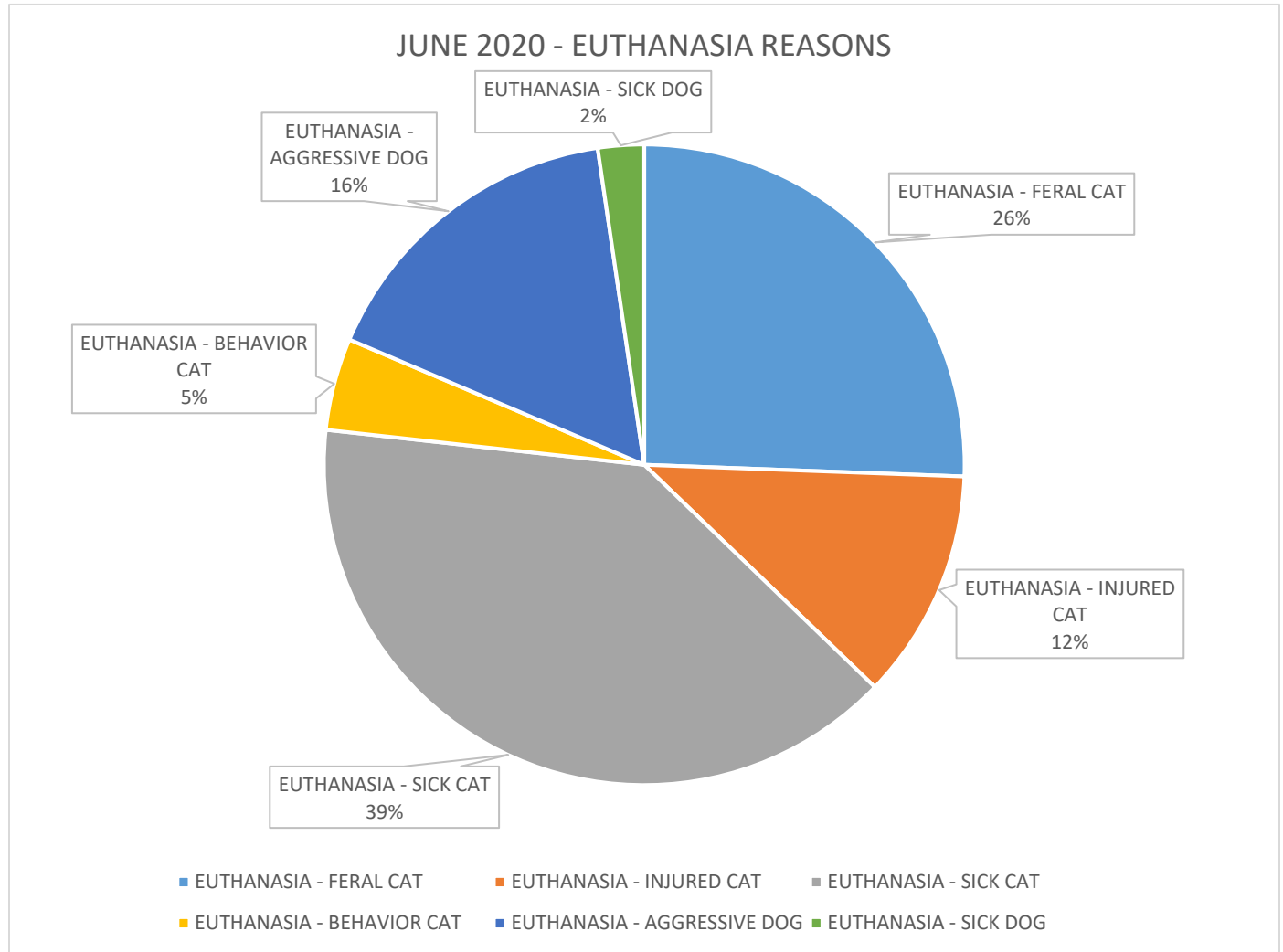


JUNE 2020 MONTGOMERY COUNTY ANIMAL CARE AND CONTROL

EUTHANASIA STATISTICS

Euthanasia..... 43

- Cat/Kitten – Behavior..... 2**
- Cat/Kitten – Aggressive..... 0**
- Cat/Kitten – Injured..... 5**
- Cat/Kitten– Sick..... 17**
- Cat/Kitten – Feral..... 11**
- Dog/Puppy – Aggressive..... 7**
- Dog/Puppy – Behavior..... 0**
- Dog/puppy – Sick..... 1**
- Dog/Puppy – Injured..... 0**
- Dog/Puppy – Space..... 0**
- Dog/Puppy – Owner Request. 2**

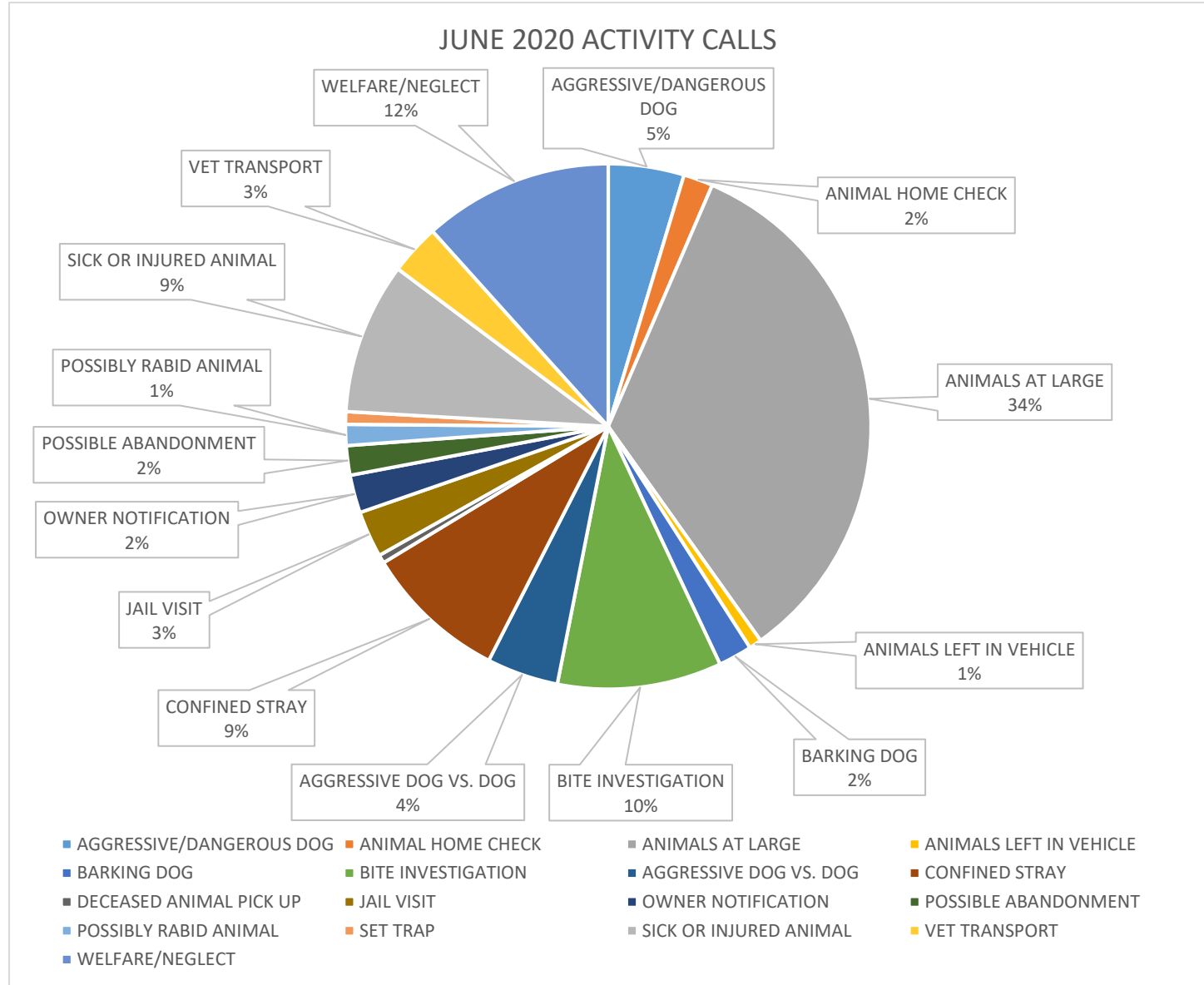


JUNE 2020 MONTGOMERY COUNTY ANIMAL CARE AND CONTROL

OFFICER ACTIVITY STATISTICS

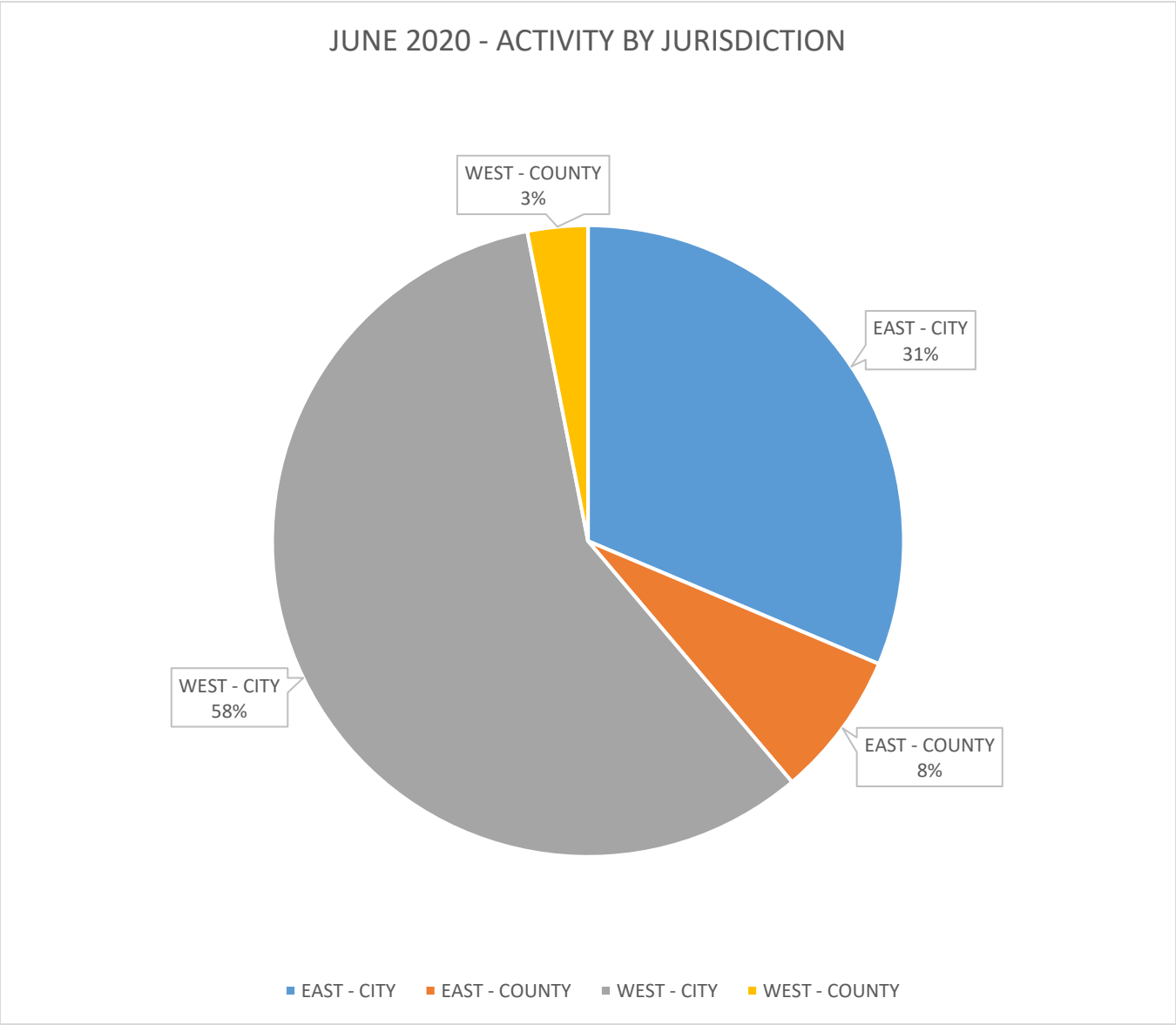
Activity Calls.....389

Agency Assist.....	0
Aggressive Dog vs. Dog.....	17
Aggressive/Dangerous Dog.....	18
Animal At Large.....	130
Animal Home Check.....	7
Animals Left in Vehicle.....	3
Barking Dog.....	8
Bite Investigation.....	39
Confined Stray.....	34
Deceased Animal Pickup....	2
Dog in School.....	0
Possible Abandonment.....	7
Possibly Rabid Animal.....	5
Meet with Owner – Jail Visit	11
Owner Notification.....	9
Set Trap.....	3
Sick or Injured.....	36
Welfare/Neglect.....	45
Vet Transport.....	12



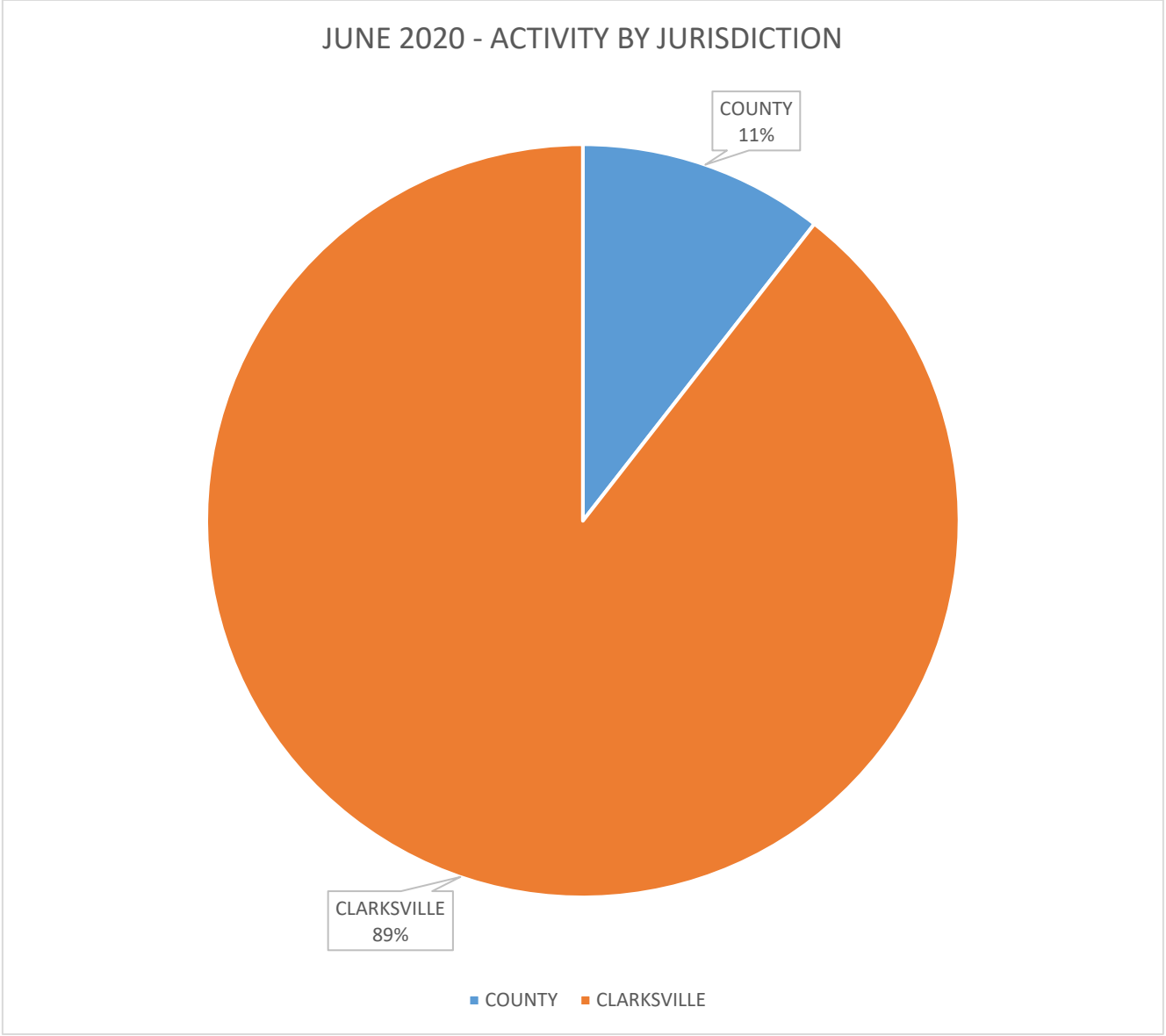
**JUNE 2020 MONTGOMERY COUNTY ANIMAL CARE AND CONTROL
OFFICER ACTIVITY STATISTICS (Calls by Zones)**

Jurisdiction Calls.....	389
East - City.....	122
East - County.....	29
West - City.....	226
West - County.....	12



**JUNE 2020 MONTGOMERY COUNTY ANIMAL CARE AND CONTROL
OFFICER ACTIVITY STATISTICS (Calls by Jurisdiction)**

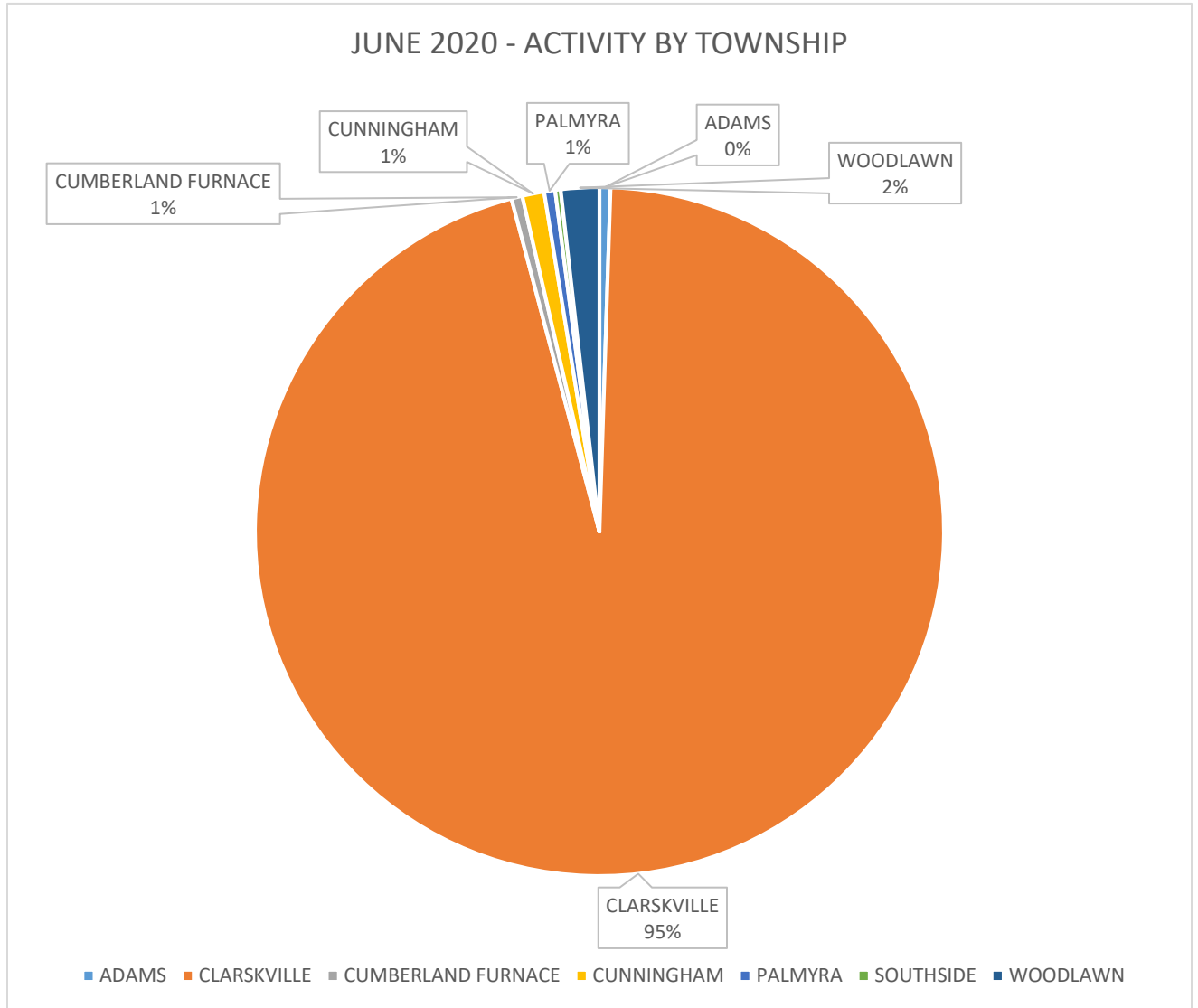
Jurisdiction City/County....	389
Clarksville City.....	348
County.....	41



JUNE 2020 MONTGOMERY COUNTY ANIMAL CARE AND CONTROL

OFFICER ACTIVITY (Calls by Montgomery County Townships)

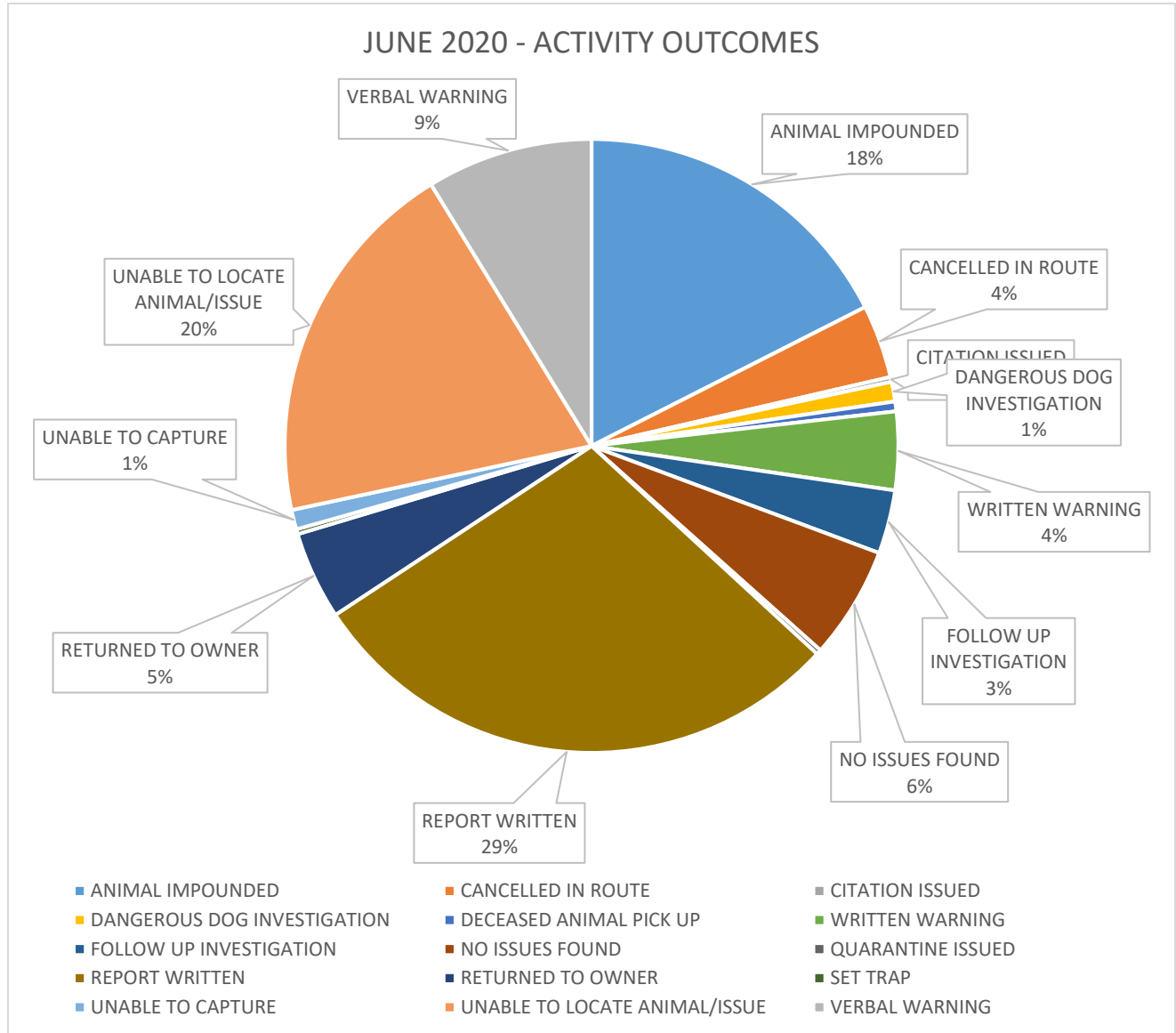
Officer Field Activity.....	389
Adams.....	2
Ashland City.....	0
Clarksville.....	371
Cunningham.....	4
Cumberland Furnace.....	2
Indian Mound.....	0
Palmyra.....	2
Southside.....	1
Woodlawn.....	7



JUNE 2020 MONTGOMERY COUNTY ANIMAL CARE AND CONTROL

SHELTER NOTES

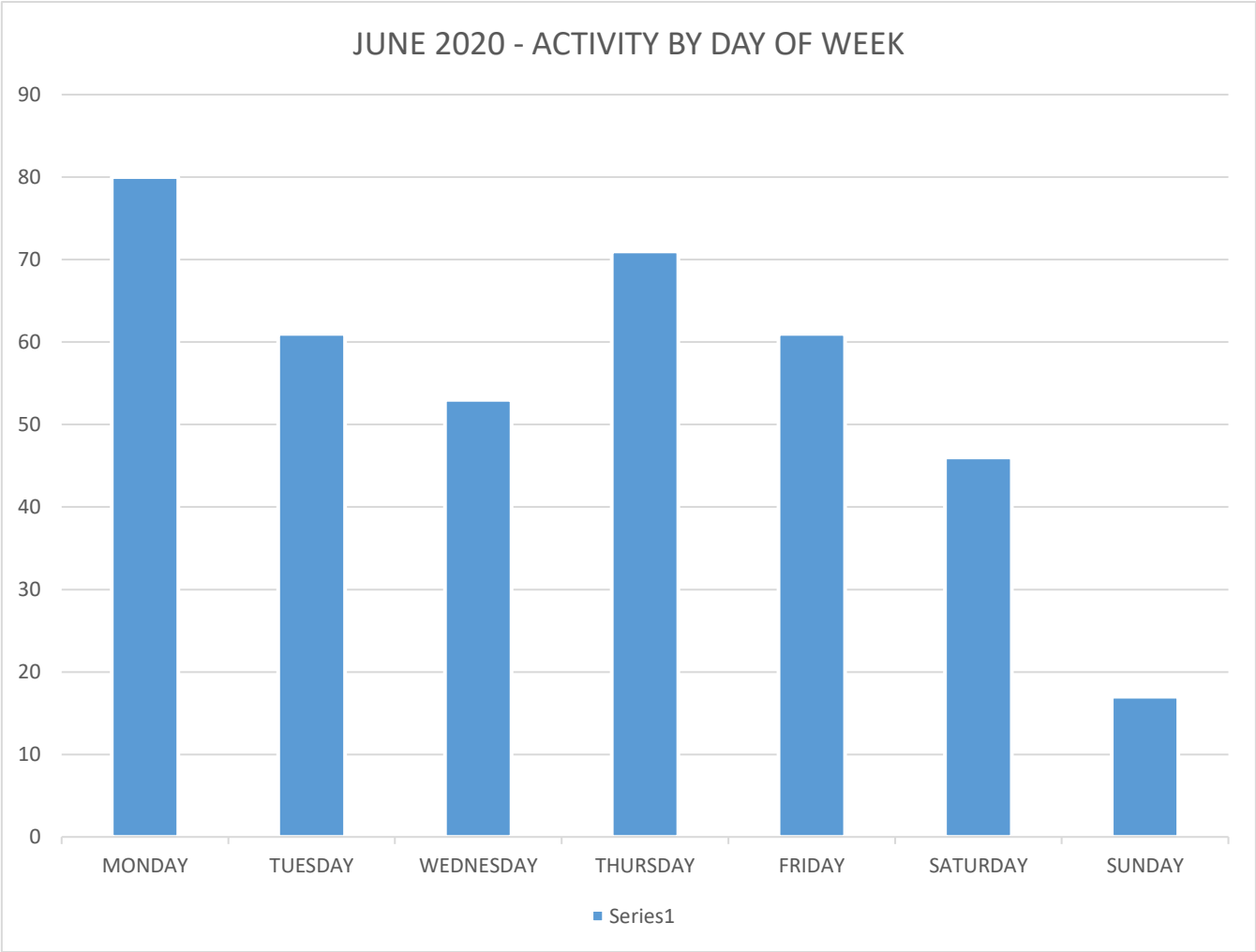
Officer Field Activity.....	389
Animal Impounded.....	68
Bite Quarantine.....	1
COVID-19 Not Responded.....	0
Cancelled in Route.....	15
Dangerous Dog Investigation.....	4
Deceased Animal Pickup.....	2
Follow Up Investigation.....	13
No Issues Found.....	23
No One Home Notice.....	1
Report Written.....	112
Returned to Owner.....	18
Set Trap.....	1
Unable to Capture.....	4
Unable to Locate Animal/Issue..	76
Verbal Warning.....	34
Written Warning.....	16
Other.....	0



JUNE 2020 MONTGOMERY COUNTY ANIMAL CARE AND CONTROL

SHELTER NOTES

Calls by Day of Week.....	389
Monday.....	80
Tuesday.....	61
Wednesday.....	53
Thursday.....	71
Friday.....	61
Saturday.....	46
Sunday.....	17



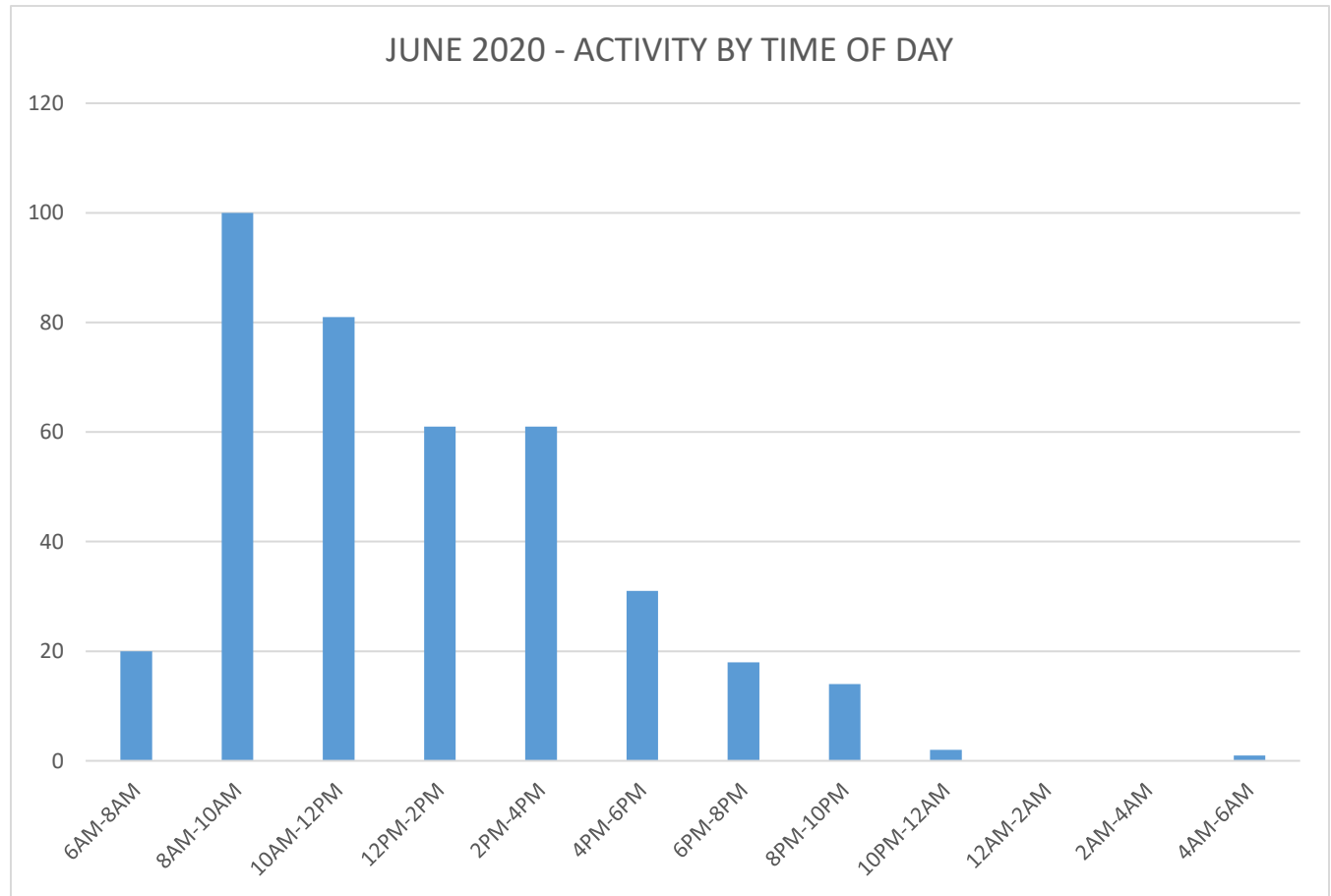
JUNE 2020 MONTGOMERY COUNTY ANIMAL CARE AND CONTROL

SHELTER NOTES

Calls by Time of Day.....

389

6AM TO 8AM.....	20
8AM TO 10AM.....	100
10AM TO 12PM.....	81
12PM TO 2PM.....	61
2PM TO 4PM.....	61
4PM TO 6PM.....	31
6PM TO 8PM.....	18
8PM TO 10PM.....	14
10PM TO 12AM.....	2
12AM TO 2AM.....	0
2AM TO 4AM.....	0
4AM TO 6AM.....	1

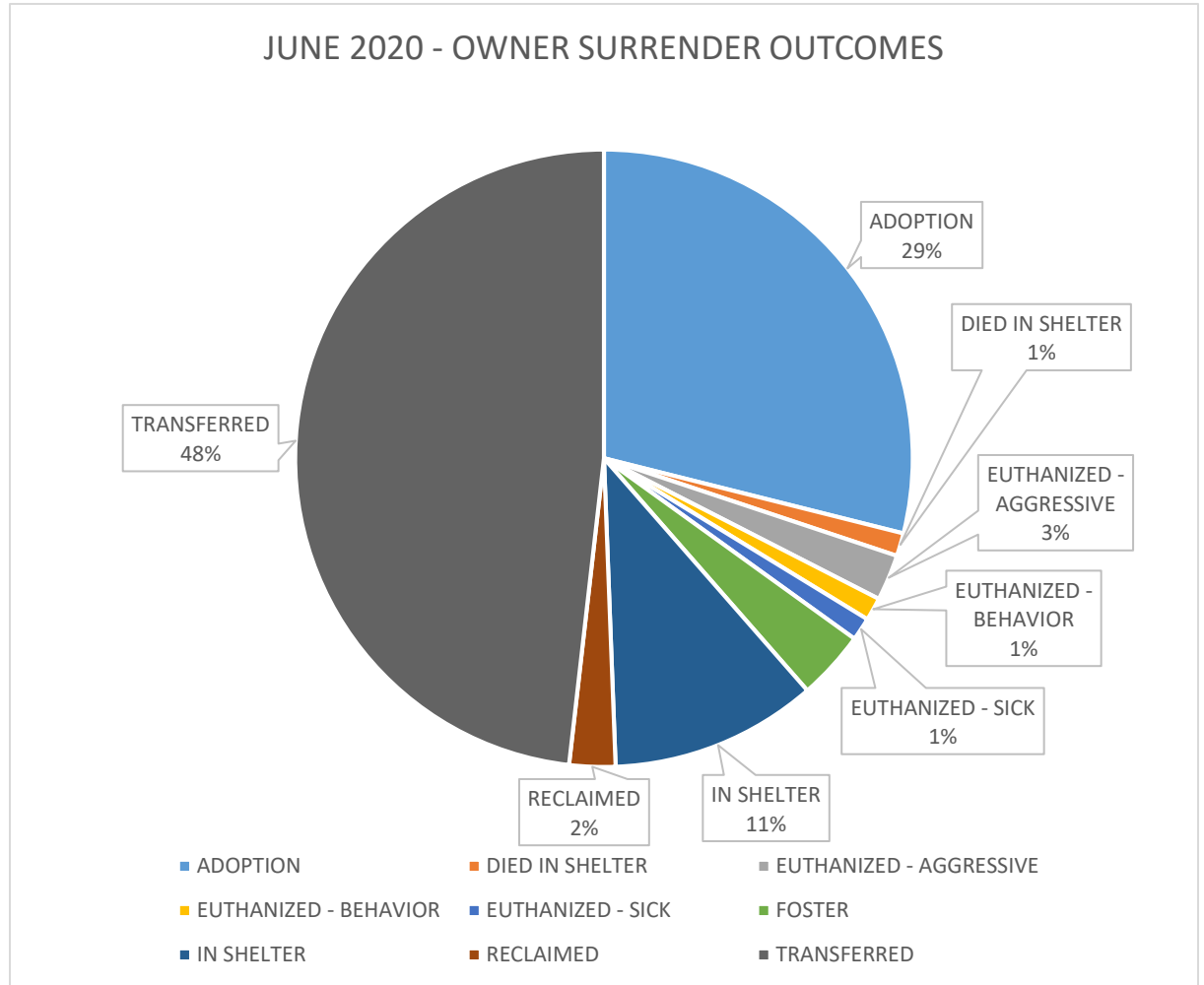


JUNE 2020 MONTGOMERY COUNTY ANIMAL CARE AND CONTROL

SHELTER NOTES

Beginning September 1st, 2018 our new Owner Surrender Policy was instituted at Montgomery County Animal Care and Control. The below figures will represent the number of pets that were owner surrendered and their subsequent outcome after being surrendered to the shelter. This number does not represent the number of pets that are diverted from entering the shelter.

Owner Surrenders.....	75
Adopted.....	24
Transferred/Rehomed.....	40
Remain in Shelter.....	9
Foster.....	0
Euthanasia – Owner Requested... 	3
Euthanasia – Aggressive.....	2
Euthanasia – Sick/Injured.....	1
Euthanasia – Behavior.....	1
Reclaimed.....	0

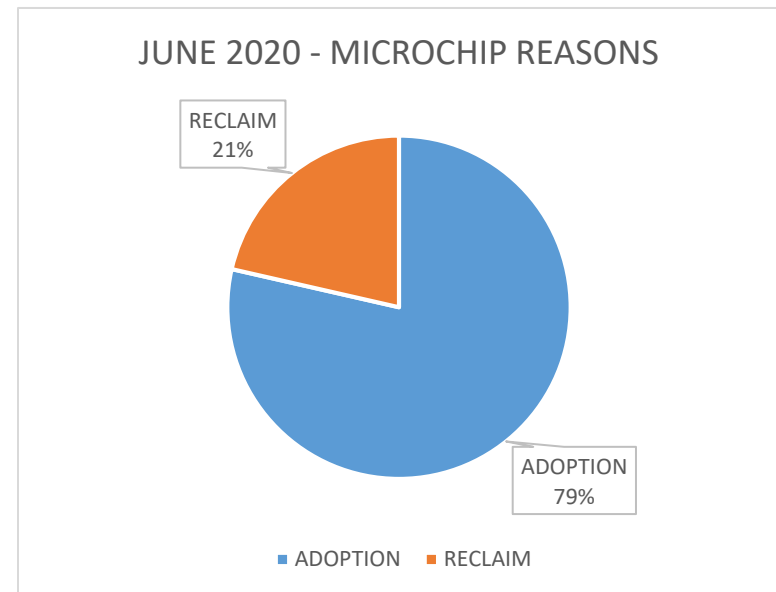
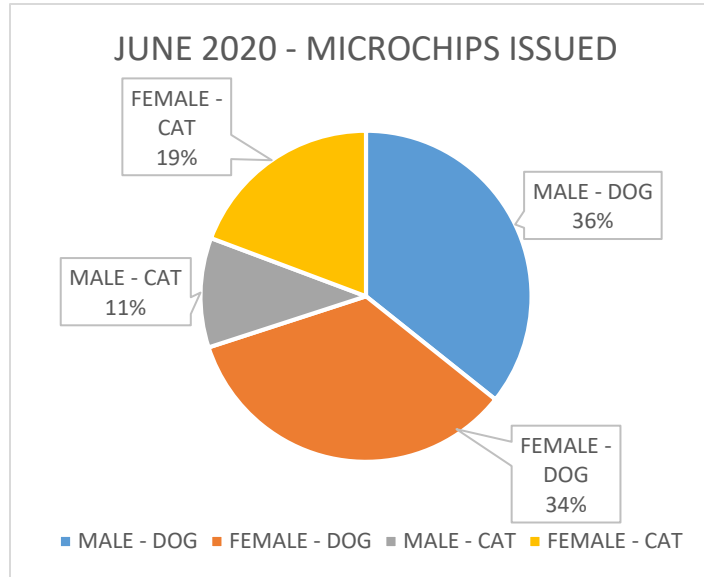


JUNE 2020 MONTGOMERY COUNTY ANIMAL CARE AND CONTROL

SHELTER NOTES

Beginning on September 1st, 2018, Montgomery County Animal Care and Control instituted a new policy requiring all dogs and cats that are adopted or reclaimed at our facility must be implanted with a microchip tracking device.

Microchips Issued.....	140
Dogs – Female.....	48
Dogs – Male.....	50
Cats – Female.....	27
Cats – Male.....	15
Reclaims.....	30
Adoption.....	110
Foster.....	0
Dangerous Dog.....	0
TNR/Return to Field.....	3



JUNE 2020 MONTGOMERY COUNTY ANIMAL CARE AND CONTROL

SHELTER NOTES

Beginning September 1st, 2018 we will be instituting the new Owner Surrender Policy and mandatory microchipping through the shelter. The figures below represent a running total from January 1st, 2018 to July 31st 2018. We will be running a month to month comparison to the 2017 figures at the conclusion of this calendar year.

	Jan.	Feb.	Mar.	Apr.	May	Jun.	Jul.	Aug.	Sept.	Oct.	Nov.	Dec.	Total 2018	Trend
Owner Surrenders	48	60	47	83	78	38	34	55	58	41	46	62	558	
Stray Dogs/Puppy's	130	135	178	144	149	154	184	184	136	170	153	153	1,550	
Stray Cats/Kittens	69	41	42	67	189	229	191	191	152	153	111	66	1,158	
Call for Service	475	376	504	426	441	438	444	438	388	468	468	434	4,468	
Euthanasia Dog	23	42	27	18	31	28	21	54	29	27	33	16	299	
Euthanasia Cat	6	8	26	21	18	102	23	81	76	75	44	42	423	
Microchips Issued	109	105	131	128	118	153	236	162	124	182	144	150	1,221	
LIVE RELEASE RATE	89%	82%	83%	87%	85%	67%	91%	70%	74%	79%	80%	86%	81%	
DOGS	74%	79%	89%	92%	85%	87%	91%	81%	87%	88%	85%	92%	86%	
CATS	92%	90%	63%	75%	85%	49%	90%	51%	55%	70%	73%	77%	73%	
Owner Surrenders	43	51	46	31	39	75							285	570
Stray Dogs/Puppy's	163	134	99	42	85	95							618	1,236
Stray Cats/Kittens	103	85	44	23	112	168							535	1,070
Call for Service	526	424	390	265	340	389							2,334	4,668
Euthanasia Dog	40	28	17	11	12	8							236	472
Euthanasia Cat	19	13	8	2	25	35							102	204
Microchips Issued	156	133	108	28	78	140							643	1,286
TNR/Return to Field	0	0	10	6	4	3							20	48
LIVE RELEASE RATE	85%	90%	91%	91%	87%	88%							88.9%	
DOGS	86%	91%	92%	90%	93%	97%							90.5%	
CATS	85%	89%	90%	93%	74%	74%							87%	