



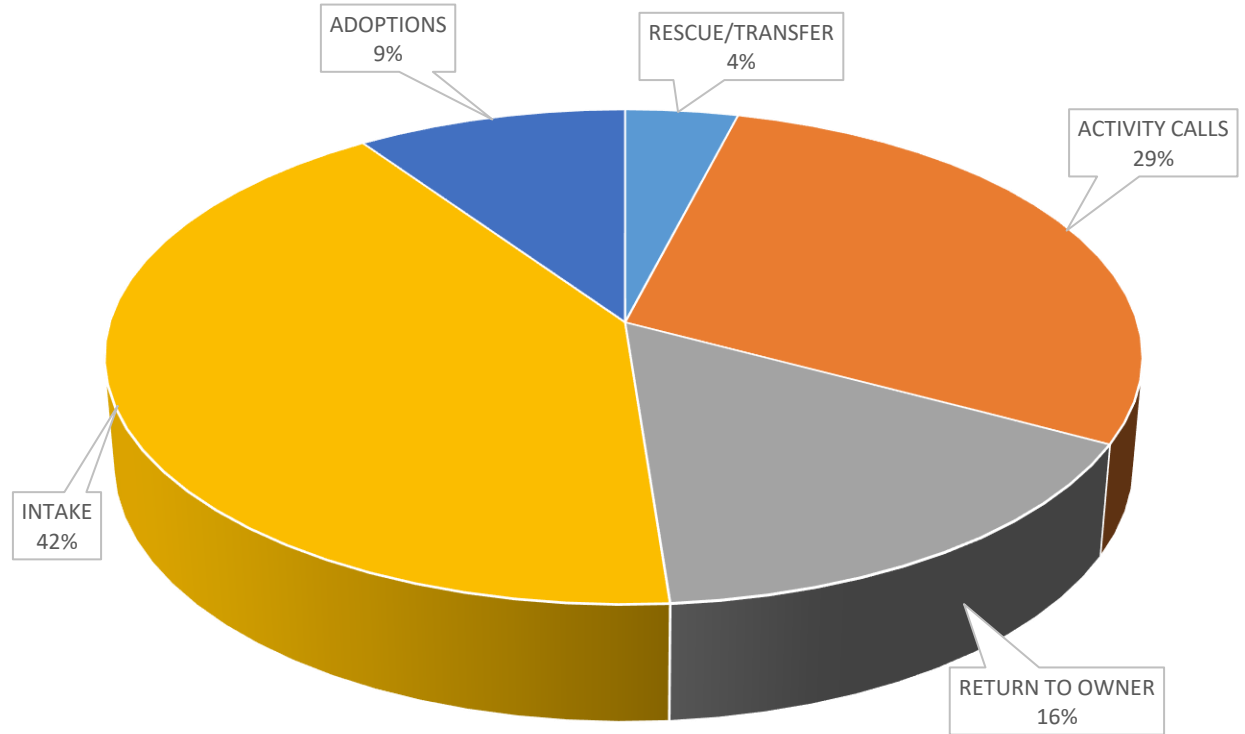
SEPTEMBER 2020 MCACC / FORT CAMPBELL



Officer Field Activity and Intake / Adoption Statistics

SEPTEMBER 2020 FORT CAMPBELL - OVERVIEW

Activity Calls	36
Intake	45
Dogs	22
Cats	20
Other	3
Returned to Owner in Field	5
Reclaimed at Shelter	17
Dogs	9
Cats	5
Other	3
Rescue/Transferred	8
Live Releases	43
Adoption	12
Dog	7
Cat	5
Adoptions Spay/Neuter Surgeries	10
Dog	7
Cat	3
Euthanasia	2
Dog	0
Cat	2
Visitors	53



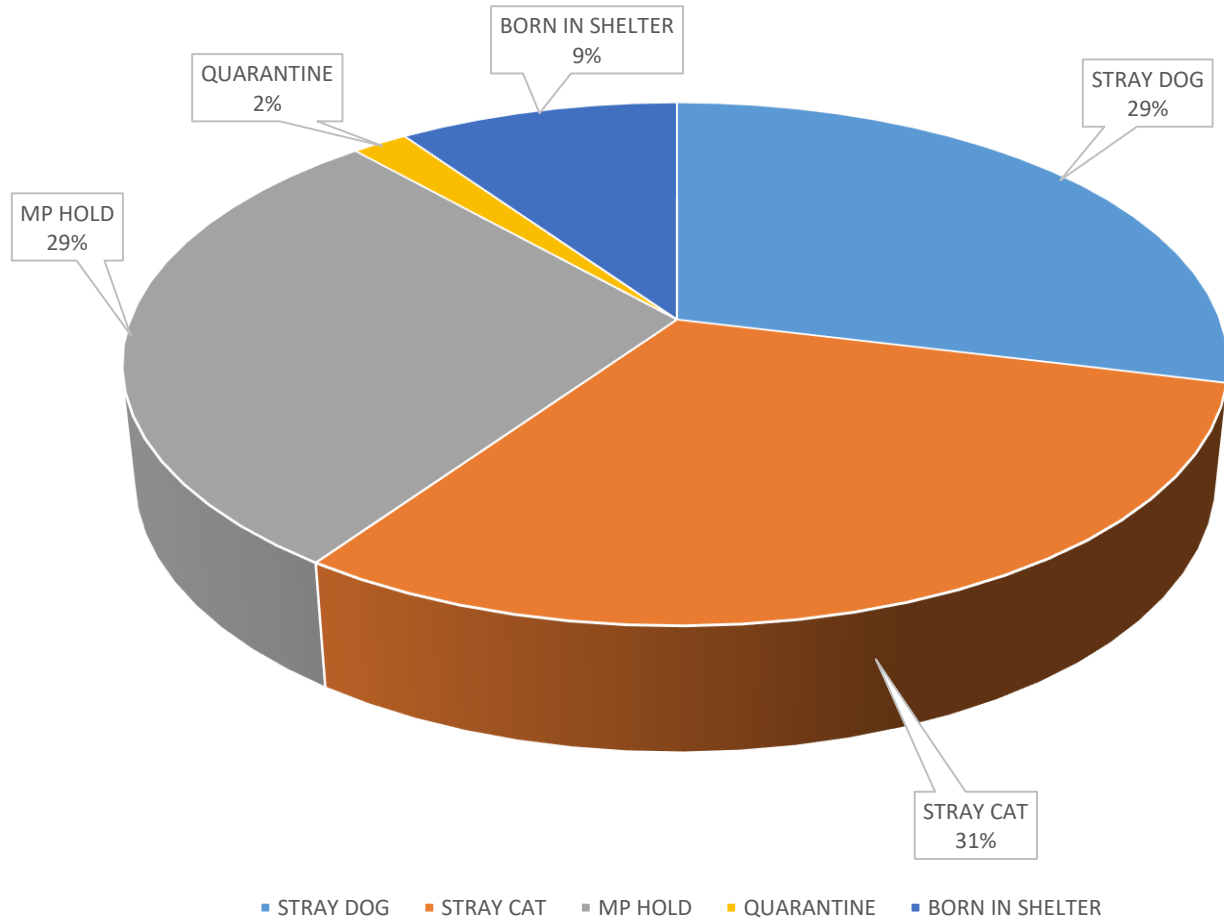
■ RESCUE/TRANSFER ■ ACTIVITY CALLS ■ RETURN TO OWNER ■ INTAKE ■ ADOPTIONS

SEPTEMBER 2020 MCACC / FORT CAMPBELL

SHELTER STATS (ENTRY REASON)

SEPTEMBER 2020 FORT CAMPBELL - ENTRY REASONS

Entry Reason.....	45
Owner Surrender.....	0
Died.....	0
Abandoned.....	0
Stray Dog.....	17
Stray Cat.....	16
Adoption Return.....	0
MP Hold.....	10
Quarantine.....	1
Born in Shelter.....	5

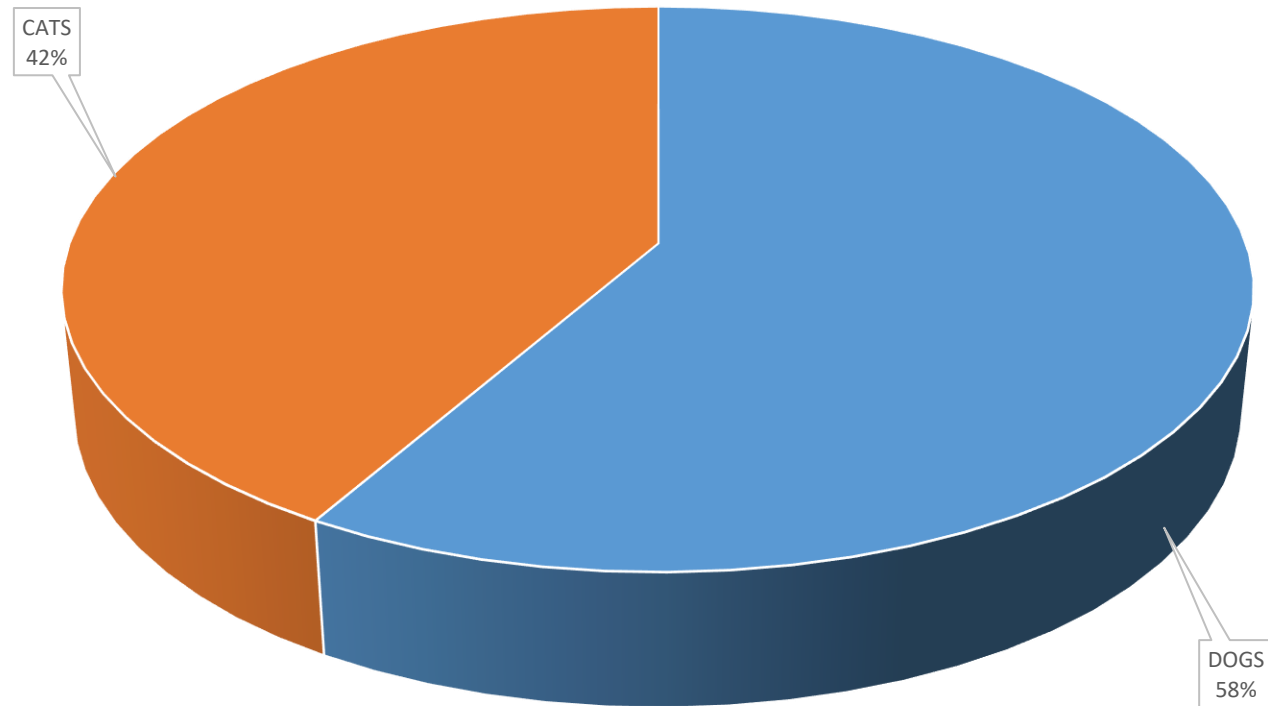


SEPTEMBER 2020 MCACC / FORT CAMPBELL

SHELTER ADOPTIONS BY SPECIES

SEPTEMBER 2020 FORT CAMPBELL - ADOPTIONS

Adoptions..... 12
Cat..... 5
Dog..... 7



■ DOGS ■ CATS

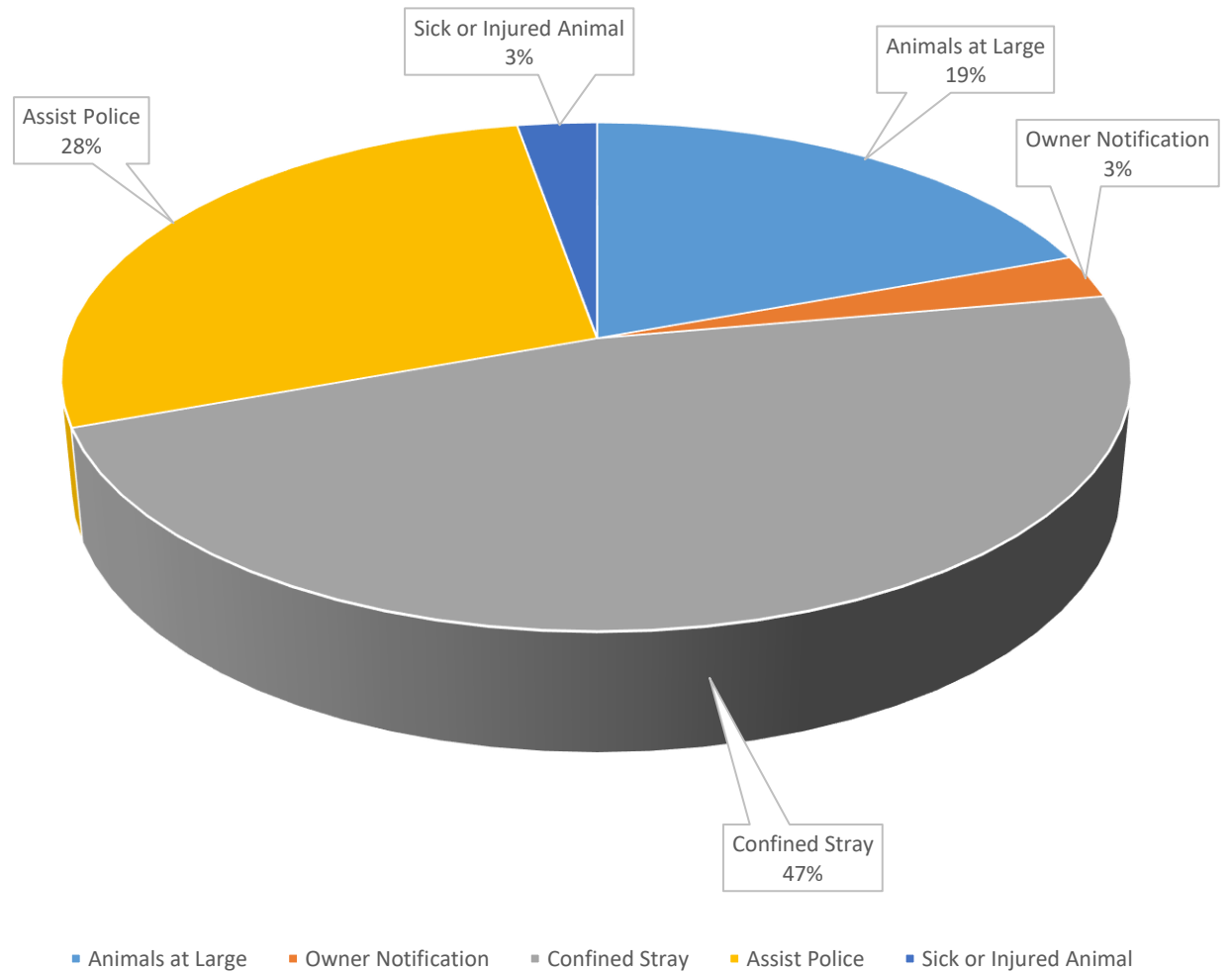
SEPTEMBER 2020 MCACC / FORT CAMPBELL

OFFICER ACTIVITY STATISTICS

Activity Calls..... 36

Aggressive/Dangerous Dog....	0
Aggressive Dog to Dog.....	0
Animal Home Check.....	0
Animal Left in Vehicle.....	0
Animals at Large.....	7
Bite Investigation.....	0
Confined Stray.....	17
Deceased Animal Pick Up....	0
Assist Police.....	10
Possible Abandonment.....	0
Possible Rabid Animal.....	0
Sick or Injured Animal.....	1
Welfare/Neglect.....	0
Compliance Check.....	0
Owner Notification.....	1

SEPTEMBER 2020 FORT CAMPBELL - ACTIVITY CALLS

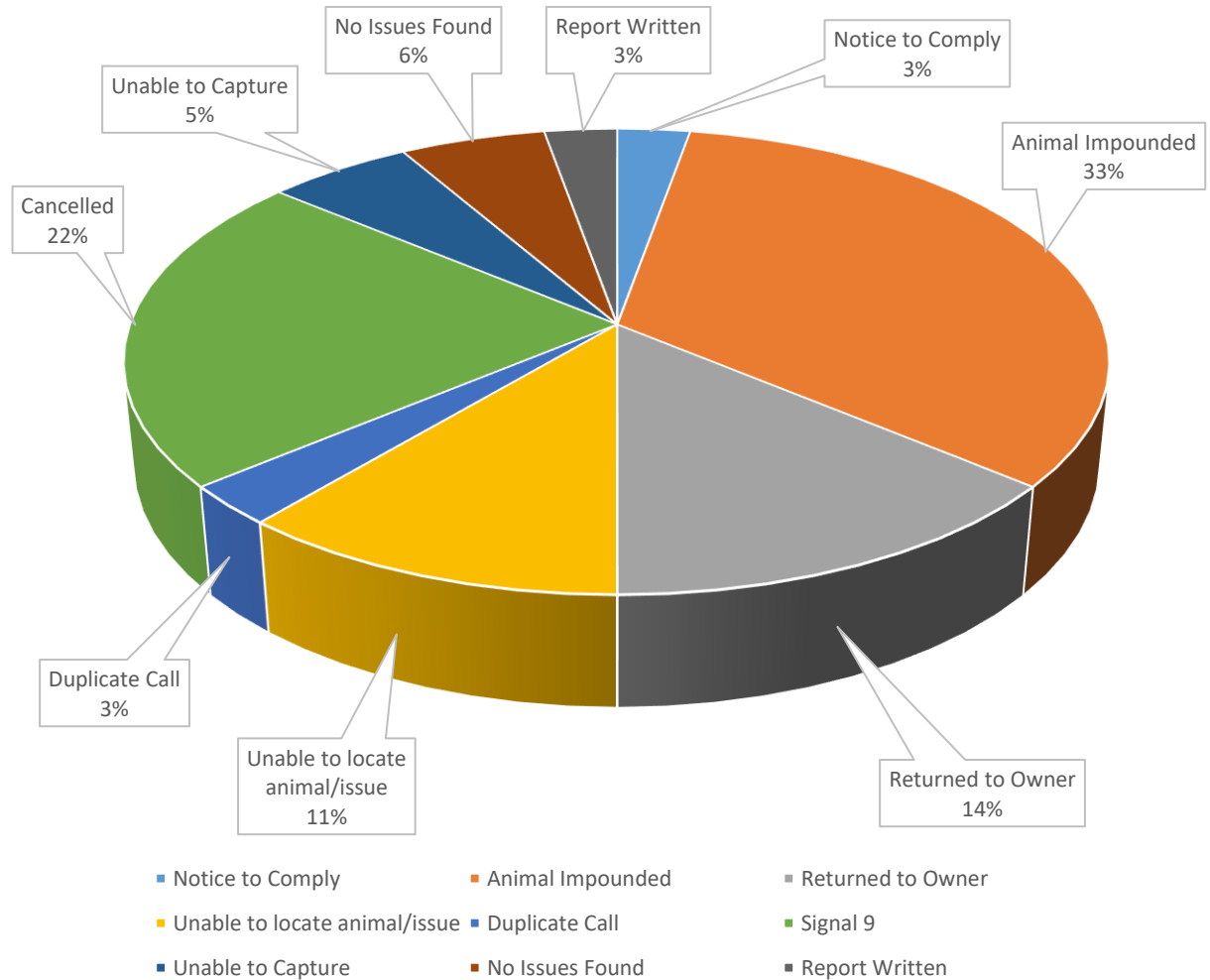


SEPTEMBER 2020 MCACC / FORT CAMPBELL

SHELTER NOTES

SEPTEMBER 2020 FORT CAMPBELL - CALL OUTCOME

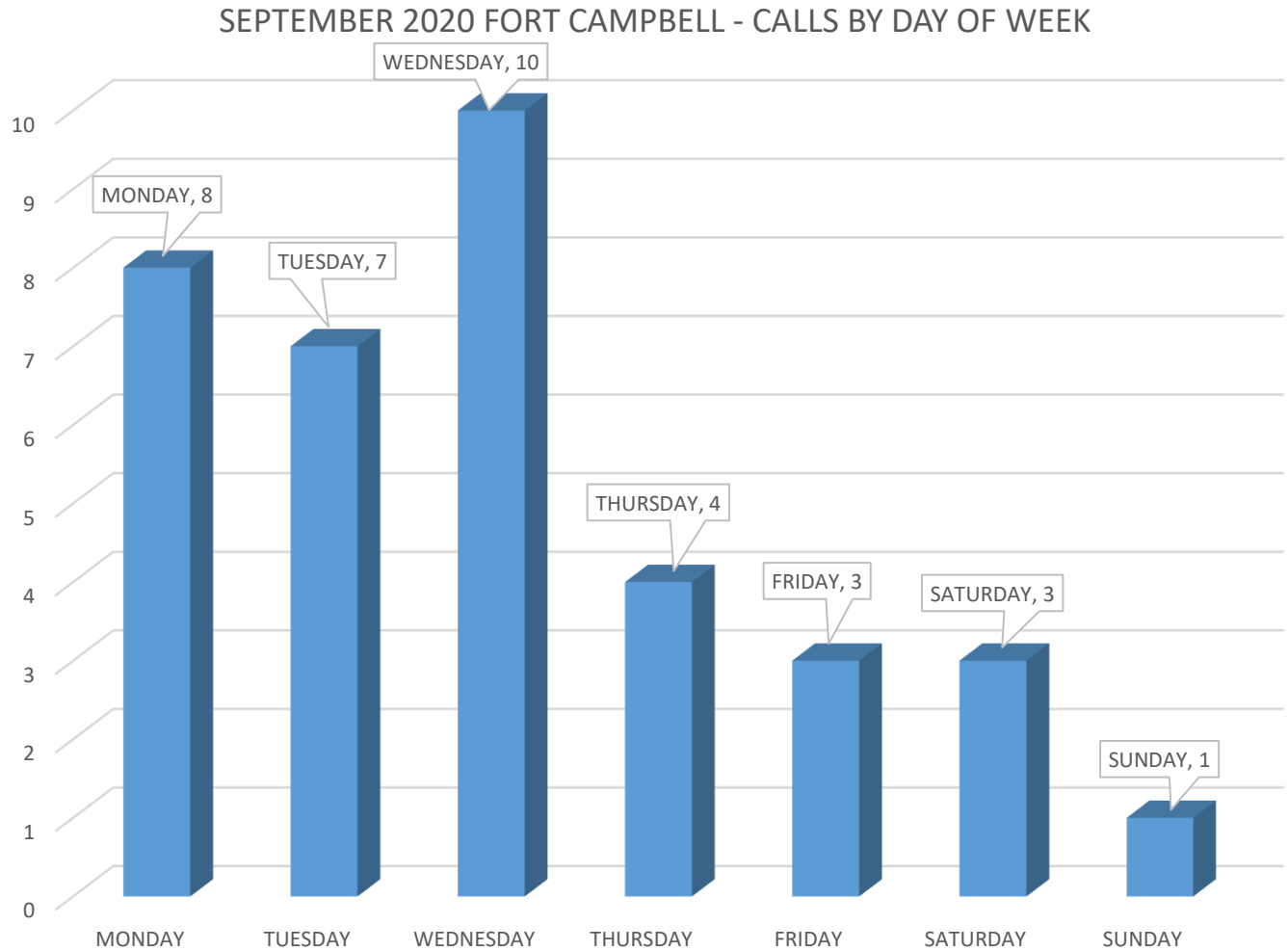
Officer Field Activity.....	36
No One Home Notice.....	0
Verbal Warning.....	0
Written Warning.....	0
Animal Impounded.....	12
Returned to Owner.....	5
Report Written.....	1
No Issues Found.....	2
Unable to Locate Animal/Issue..	4
Follow Up.....	0
Cruelty Investigation.....	0
Dangerous Dog Investigation.....	0
Set Trap.....	0
Cancelled.....	8
Unable to Capture.....	2
Pending Resolution.....	0
Notice to Comply.....	1
Duplicate Call.....	1



SEPTEMBER 2020 MCACC / FORT CAMPBELL

SHELTER NOTES

Calls by Day of Week.....	36
Monday.....	8
Tuesday.....	7
Wednesday.....	10
Thursday.....	4
Friday.....	3
Saturday.....	3
Sunday.....	1



SEPTEMBER 2020 MCACC / FORT CAMPBELL

SHELTER NOTES

Calls by Time of Day..... 36

6AM TO 8AM..... 4

8AM TO 10AM..... 1

10AM TO 12PM..... 5

12PM TO 2PM..... 5

2PM TO 4PM..... 0

4PM TO 6PM..... 0

6PM TO 8PM..... 4

8PM TO 10PM..... 3

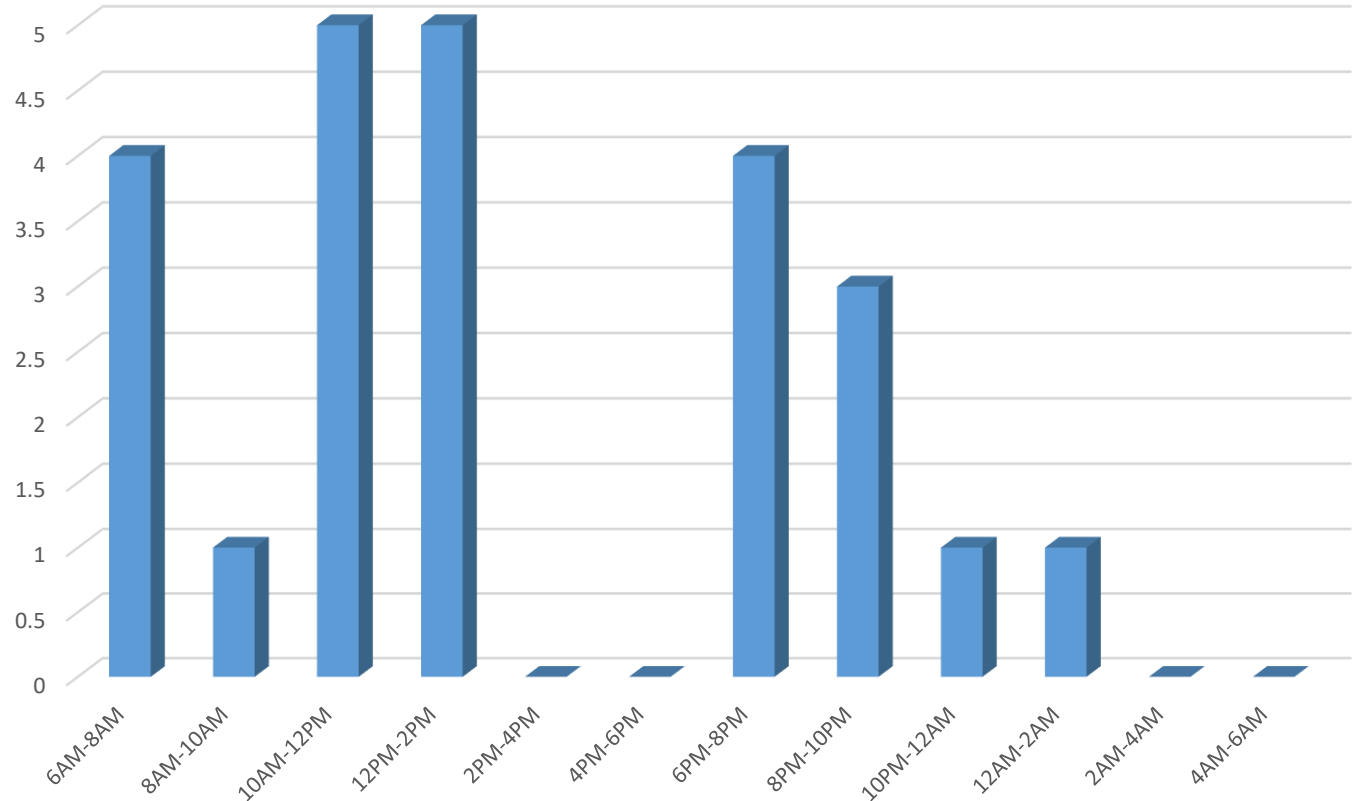
10PM TO 12AM..... 1

12AM TO 2AM..... 1

2AM TO 4AM..... 0

4AM TO 6AM..... 0

SEPTEMBER 2020 - FORT CAMPBELL CALLS BY TIME OF DAY

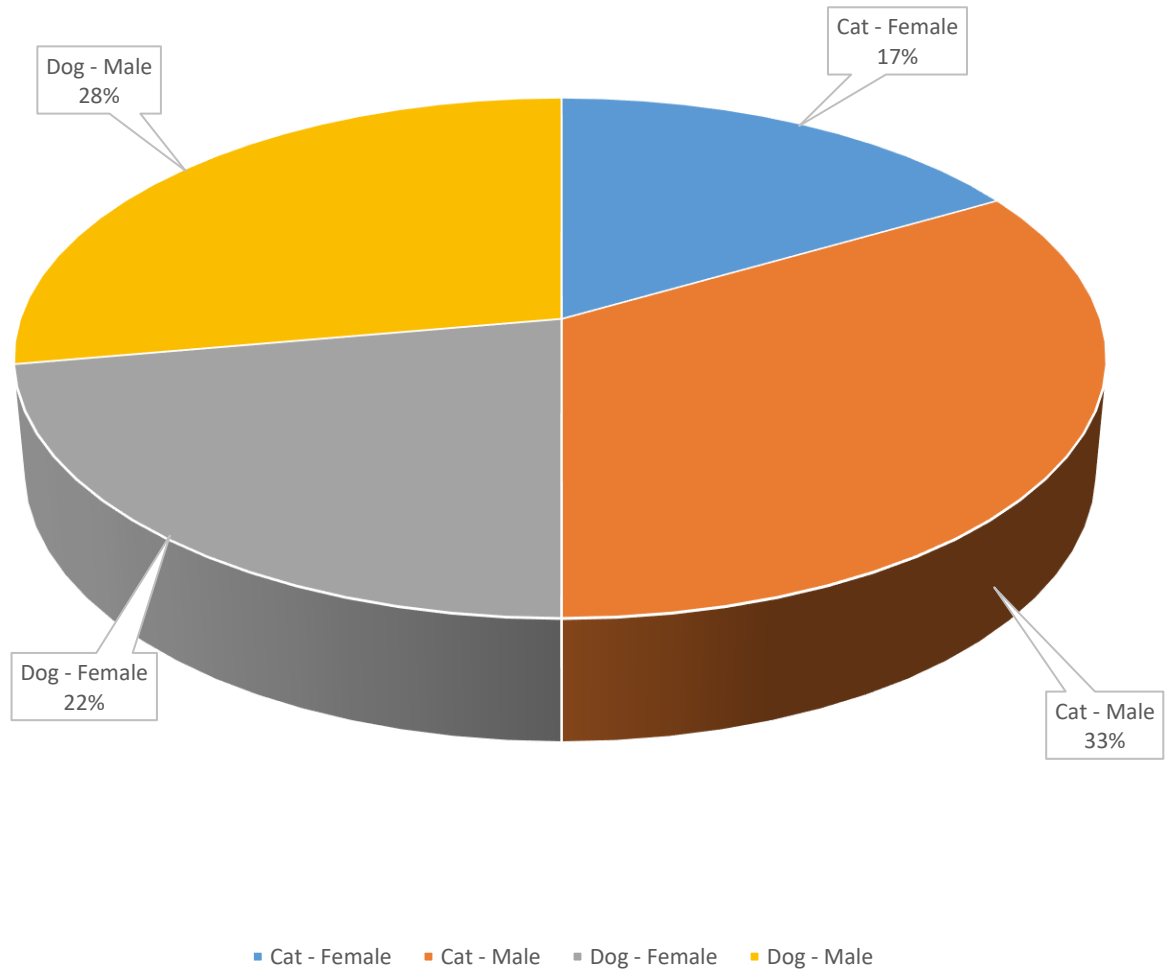


SEPTEMBER 2020 MCACC / FORT CAMPBELL

SHELTER NOTES

Microchips Issued.....	18
Dog - Male.....	5
Dog - Female.....	4
Cat - Male.....	6
Cat - Female.....	3
Reclaim.....	8
Adoption.....	10
Foster.....	0

SEPTEMBER 2020 - FORT CAMPBELL MICROCHIPS ISSUED

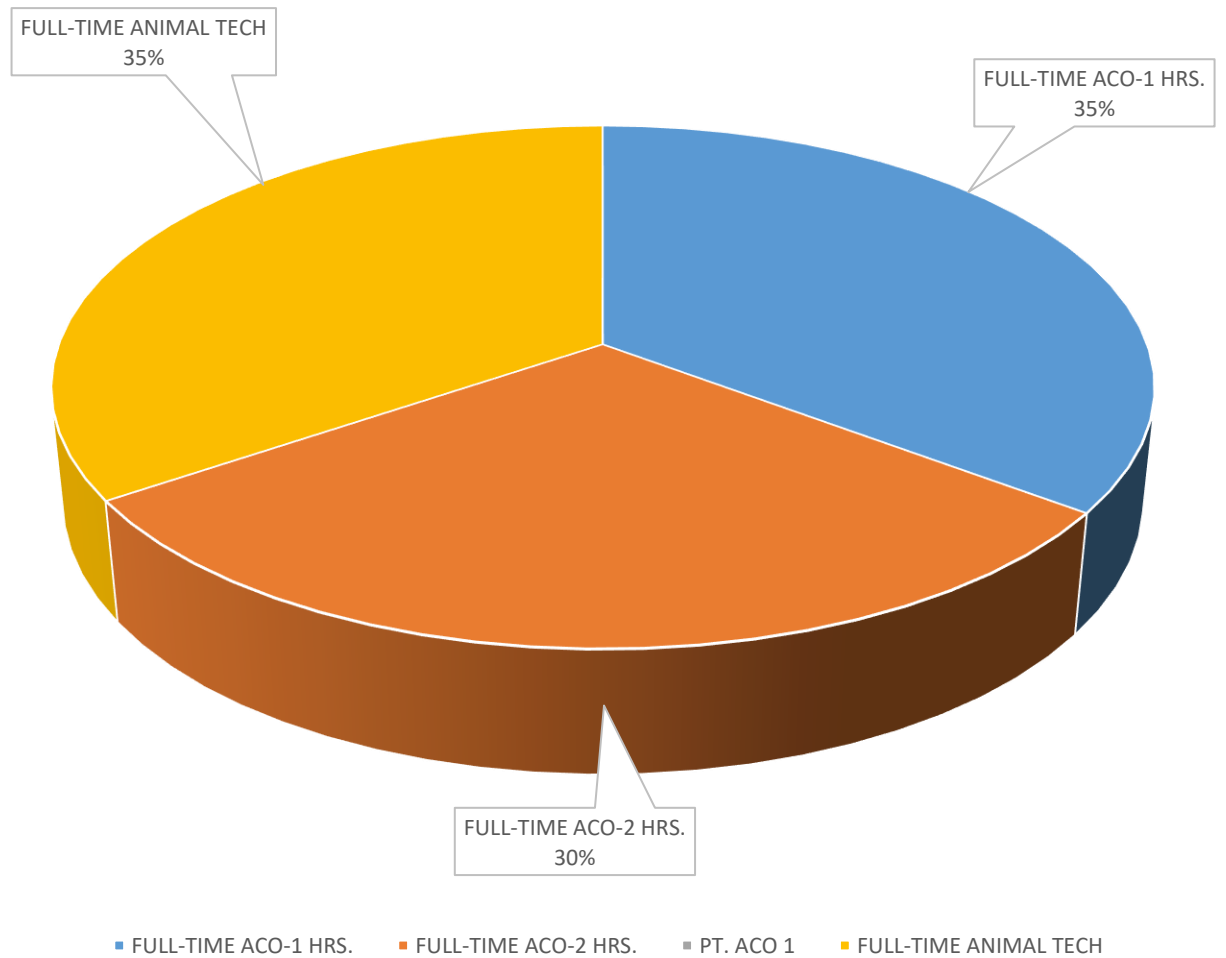


SEPTEMBER 2020 MCACC / FORT CAMPBELL

SHELTER NOTES

Total Staff Hours – August 2020	524
Full-Time ACO-1 Hours.....	184.5
Full-Time ACO-2 Hours.....	159
Part-Time ACO-1 Hours.....	0
Full-Time Animal Care Tech...	180.5

SEPTEMBER 2020 FT. CAMPBELL STAFFING HOURS



SEPTEMBER 2020 MCACC / FORT CAMPBELL

SHELTER NOTES

Beginning July 5th, 2019, Montgomery County Animal Care and Control entered into an Inter Governmental Support Agreement, with Ft. Campbell Kentucky Military Installation.

2019

	Jan.	Feb.	Mar.	Apr.	May	Jun.	Jul.	Aug.	Sept.	Oct.	Nov.	Dec.	Total 2018	Trend
Owner Surrenders	—	—	—	—	—	—	0	0	0	0	0		0	0
Stray Dogs/Puppy's	—	—	—	—	—	—	9	9	19	22	8	14	67	80.4
Stray Cats/Kittens	—	—	—	—	—	—	7	9	11	16	18	9	61	67.2
MP Holds	—	—	—	—	—	—	9	3	1	0	12	1	25	30
Call for Service	—	—	—	—	—	—	27	25	31	39	12	13	134	160
Euthanasia Dog	—	—	—	—	—	—	0	0	1	0	0	0	1	1
Euthanasia Cat	—	—	—	—	—	—	1	1	0	0	1	1	3	3
Microchips Issued	—	—	—	—	—	—	7	13	23	26	24	21	93	112
Adoptions	—	—	—	—	—	—	3	6	10	10	10	13	52	
LIVE RELEASE RATE	—	—	—	—	—	—	97%	98%	98%	100%	98%	97%	98.00%	
DOGS	—	—	—	—	—	—	100%	100%	96%	100%	100%	100%	99.5%	
CATS	—	—	—	—	—	—	89%	92%	100%	100%	90%	93%	94.00%	

2020

	Jan	Feb	Mar	Apr	May	Jun	Jul	Aug	Sep	Oct	Nov	Dec	Total	Trend
Owner Surrenders	0	0	0	0	0	0	0	0	0				0	0
Stray Dogs/Puppy's	12	25	16	10	17	13	10	10	15				128	171
Stray Cats/Kittens	5	5	7	0	3	13	2	14	16				65	87
MP Holds	0	2	1	8	3	7	6	6	15				48	64
Call for Service	28	26	41	39	30	24	30	24	36				278	371
Euthanasia Dog	0	0	0	0	0	0	0	0	0				0	0
Euthanasia Cat	1	0	0	0	0	0	0	1	0				2	3
Microchips Issued	8	10	11	12	11	6	18	14	18				105	140
Adoptions	17	10	9	5	5	0	18	17	12				93	124
LIVE RELEASE RATE	98%	100%	100%	100%	100%	100%	100%	99%	100%				99.7%	
DOGS	100%	100%	100%	100%	100%	100%	100%	100%	100%				100%	
CATS	92%	100%	100%	100%	100%	100%	100%	98%	100%				98%	