



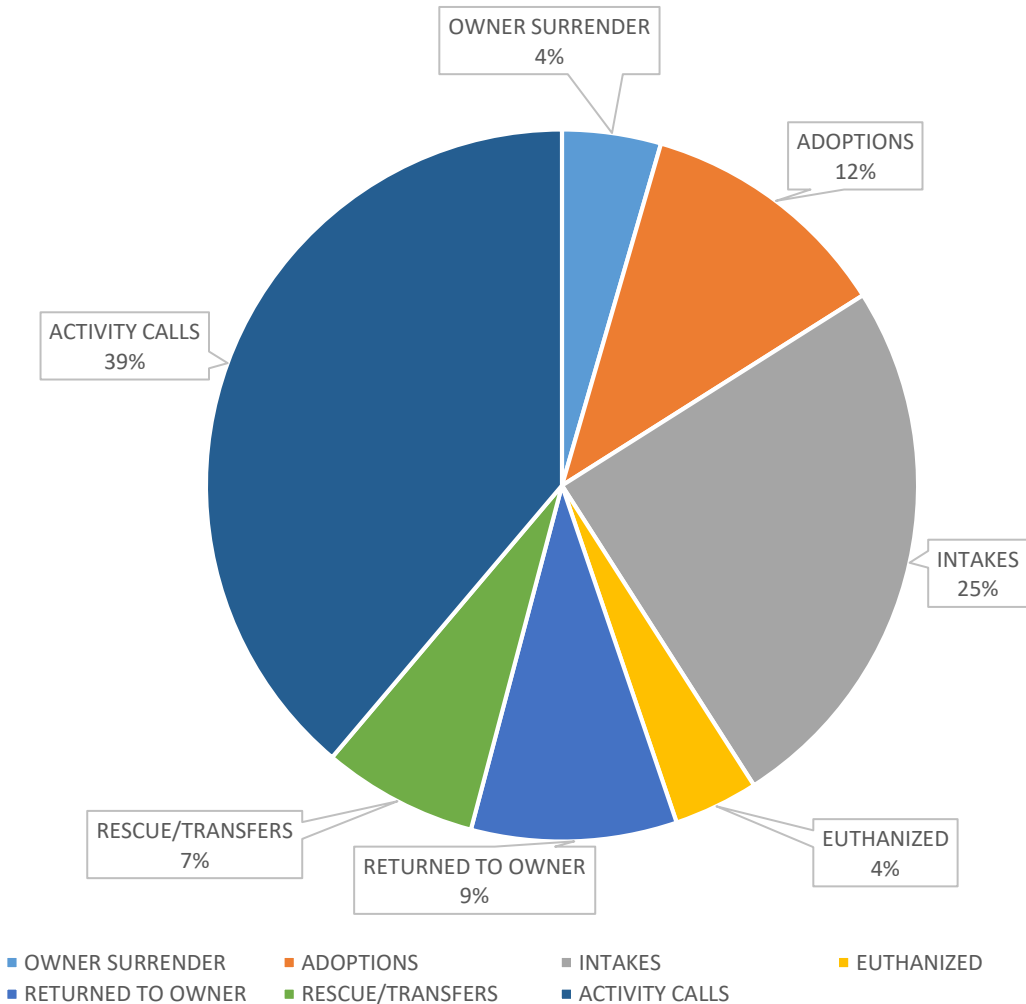
February 2020 Animal Control Monthly Statistics

Officer Field Activity and Shelter Statistics



Activity Calls.....	424
Intake.....	272
Dogs.....	179
Cats.....	83
Other.....	10
Return To Owner.....	102
Dogs - Returned to owner in Field	39
Cats - Returned to owner In Field	0
Dogs - Reclaimed at Shelter.....	57
Cats - Reclaimed at Shelter.....	5
Rescue/Transferred.....	77
Live Releases.....	330
Adoption.....	126
Dog/Puppies.....	94
Cat/Kittens.....	28
Other.....	4
Euthanasia.....	42
Dog.....	27
Cat.....	15
Visitors.....	1,755
Average Visitors Per Day.....	88
Incoming Calls Fielded.....	2,380

FEBRUARY 2020 SHELTER STATISTICS



FEBRUARY 2020 MONTGOMERY COUNTY ANIMAL CARE AND CONTROL

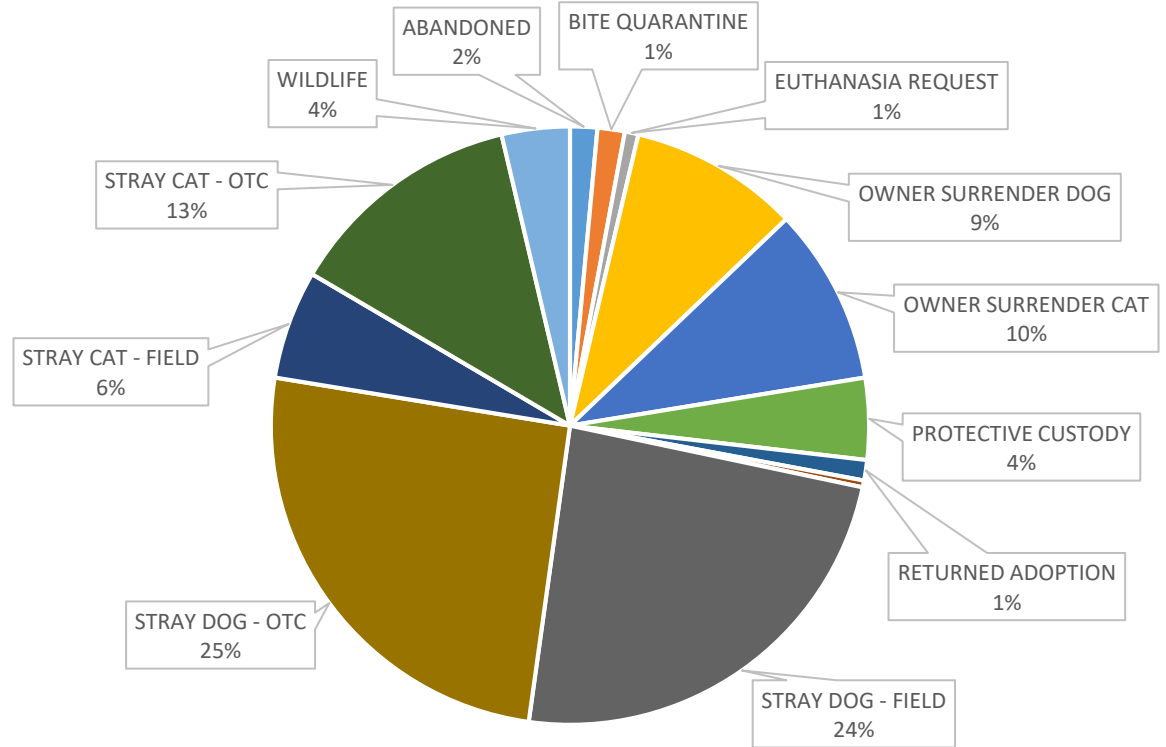
SHELTER STATS (ENTRY REASON)

Entry Reason.....

272

Stray Dog – OTC	69
Stray Dog – Field	65
Stray Dog – Other	0
Abandoned Animal	4
Owner Surrender Dog	25
Owner Surrender Cat	26
Euthanasia Request	2
Stray Cat – OTC	69
Stray Cat – Field	16
Protective Custody	12
Quarantine	4
Wildlife	10
Returned Adoption	3
Other Animals	10

FEBRUARY 2020 ANIMAL INTAKE REASONS

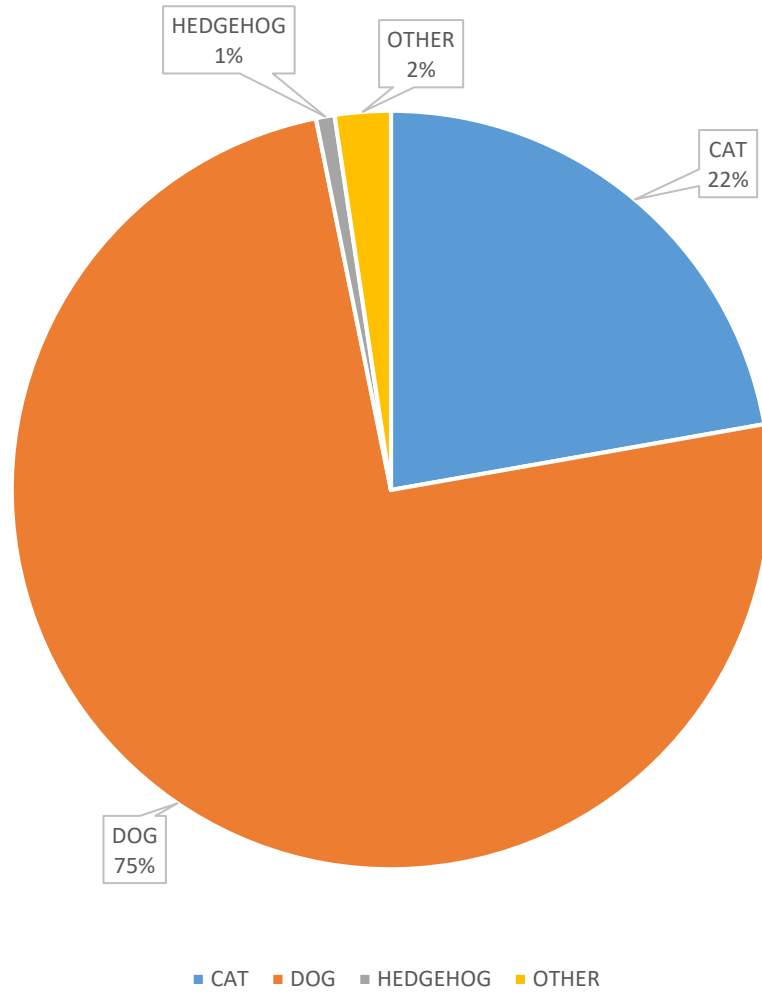


- ABANDONED
- BITE QUARANTINE
- EUTHANASIA REQUEST
- OWNER SURRENDER DOG
- OWNER SURRENDER CAT
- PROTECTIVE CUSTODY
- RETURNED ADOPTION
- SICK/INJURED
- STRAY DOG - FIELD
- STRAY DOG - OTC
- STRAY CAT - FIELD
- STRAY CAT - OTC
- WILDLIFE

**FEBRUARY 2020 MONTGOMERY COUNTY ANIMAL CARE AND CONTROL
SHELTER ADOPTIONS BY SPECIES**

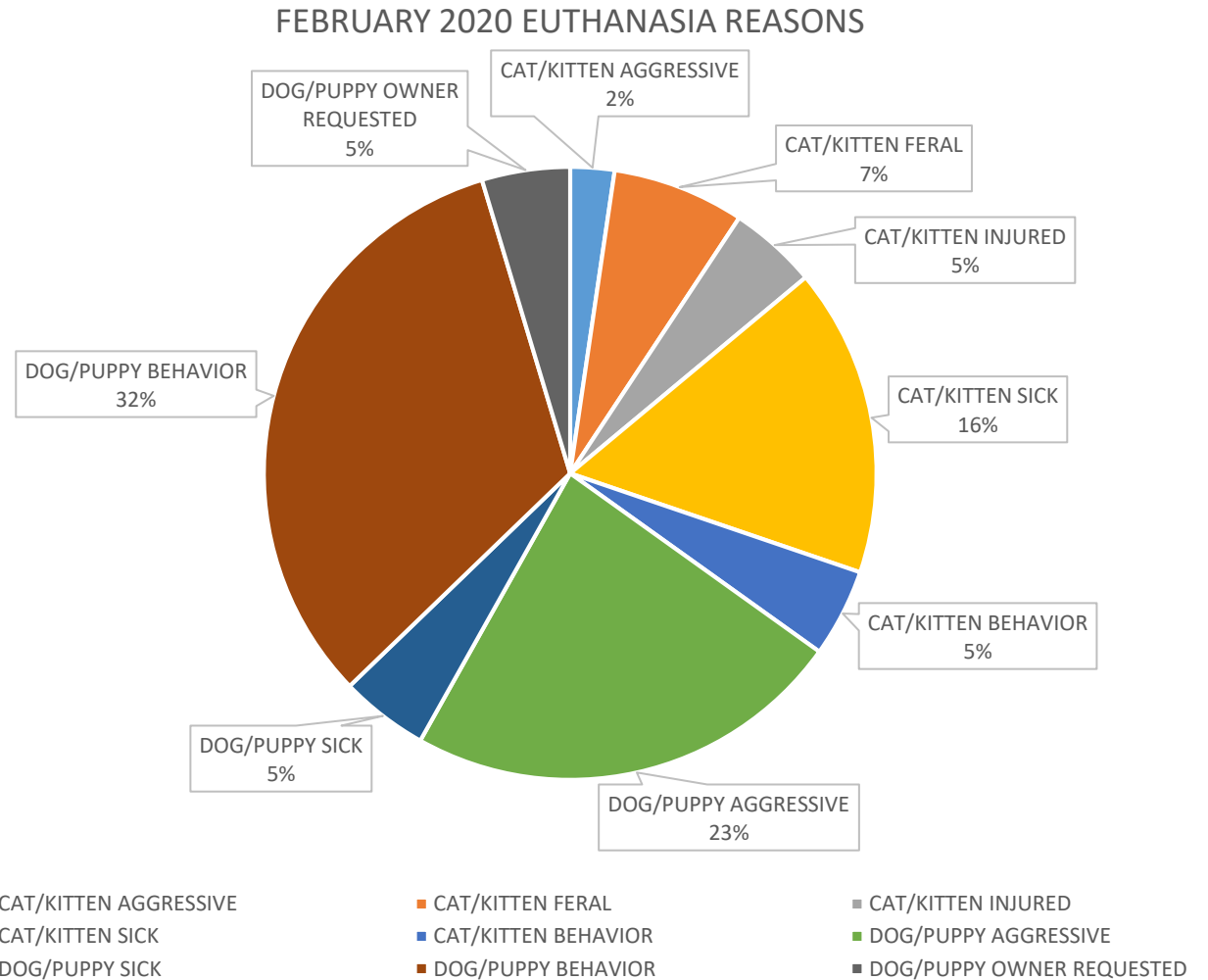
Adoptions.....	126
Bird.....	0
Cat.....	28
Chicken.....	0
Dog.....	94
Ferret.....	0
Hedgehog.....	1
Other.....	3

FEBRUARY 2020 ANIMAL ADOPTIONS



FEBRUARY 2020 MONTGOMERY COUNTY ANIMAL CARE AND CONTROL EUTHANASIA STATISTICS

Euthanasia.....	43
Cat/Kitten – Behavior.....	2
Cat/Kitten – Aggressive.....	1
Cat/Kitten – Injured.....	2
Cat/Kitten– Sick.....	7
Cat/Kitten – Feral.....	1
Dog/Puppy – Aggressive.....	10
Dog/Puppy – Behavior.....	14
Dog/puppy – Sick.....	2
Dog/Puppy – Space.....	0
Dog/Puppy – Owner Request.	2

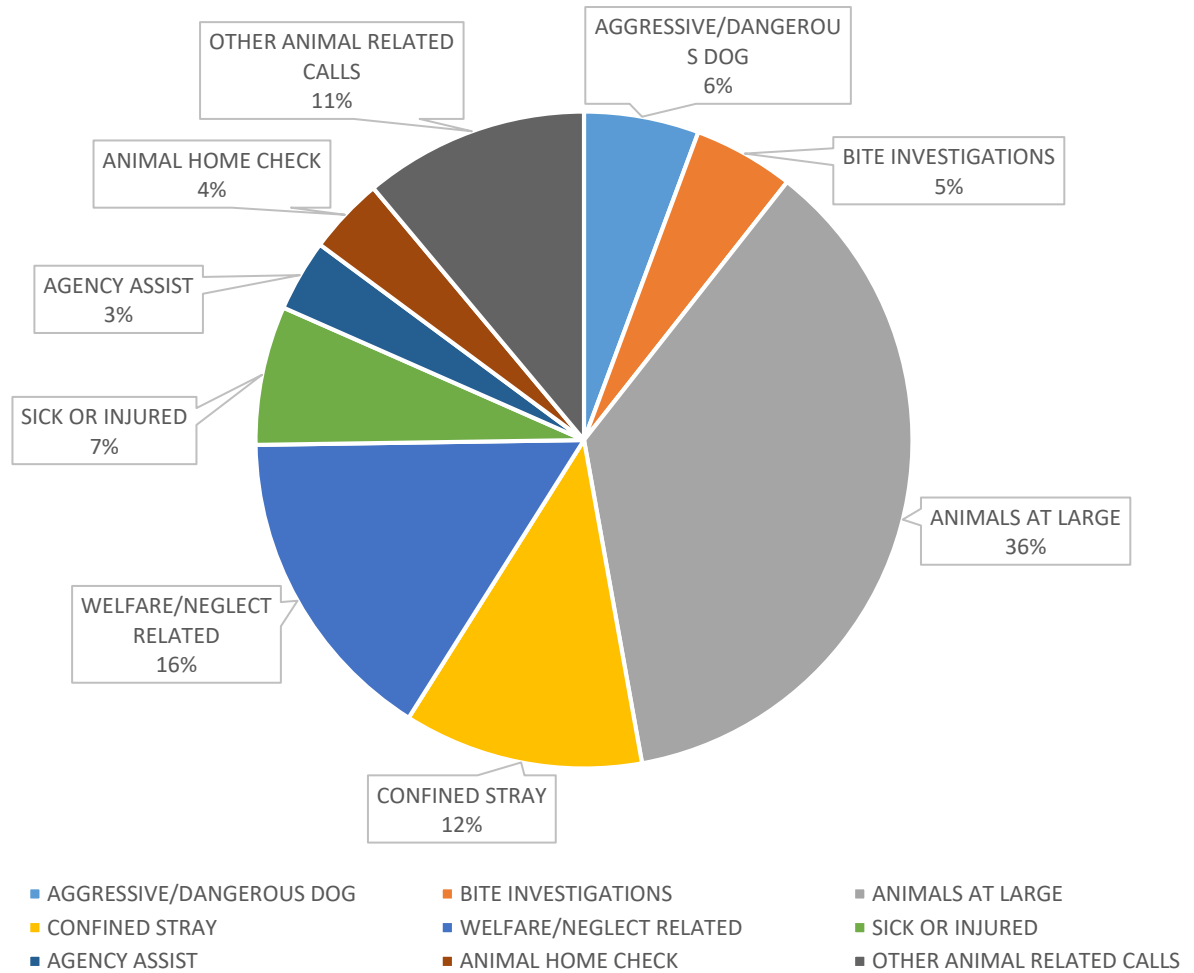


FEBRUARY 2020 MONTGOMERY COUNTY ANIMAL CARE AND CONTROL OFFICER ACTIVITY STATISTICS

Activity Calls.....424

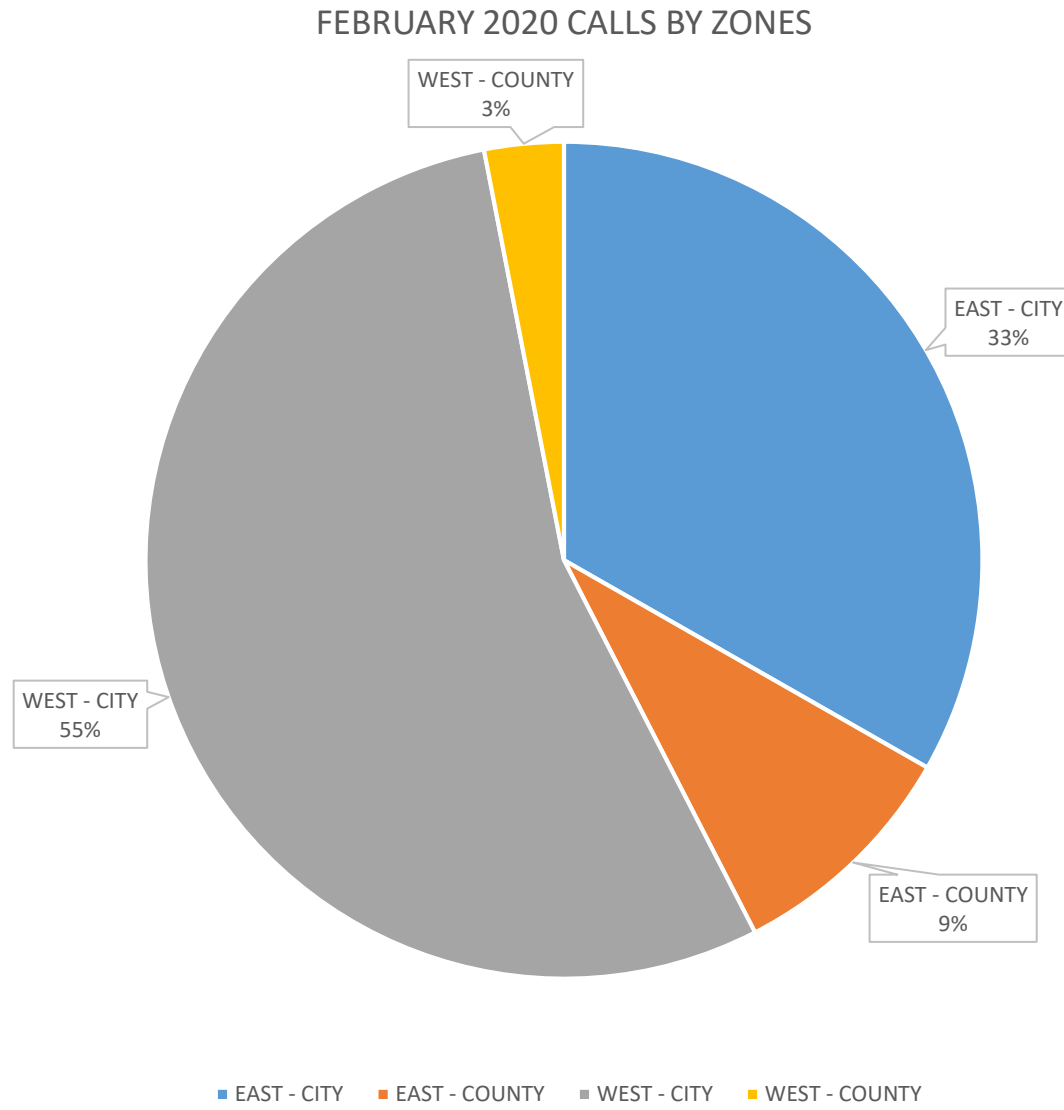
Agency Assist.....	15
Aggressive Dog vs. Dog.....	5
Aggressive/Dangerous Dog.....	19
Animal At Large.....	155
Animal Home Check.....	16
Animals Left in Vehicle.....	1
Barking Dog.....	6
Bite Investigation.....	21
Confined Stray.....	50
Deceased Animal Pickup....	4
Dog in School.....	3
Possible Abandonment.....	9
Possibly Rabid Animal.....	6
Meet with Owner – Jail Visit	3
Owner Notification.....	11
Set Trap.....	1
Sick or Injured.....	29
Welfare/Neglect.....	57
Vet Transport.....	13

FEBRUARY 2020 FIELD ACTIVITY CALLS



**FEBRUARY 2020 MONTGOMERY COUNTY ANIMAL CARE AND CONTROL
OFFICER ACTIVITY STATISTICS (Calls by Zones)**

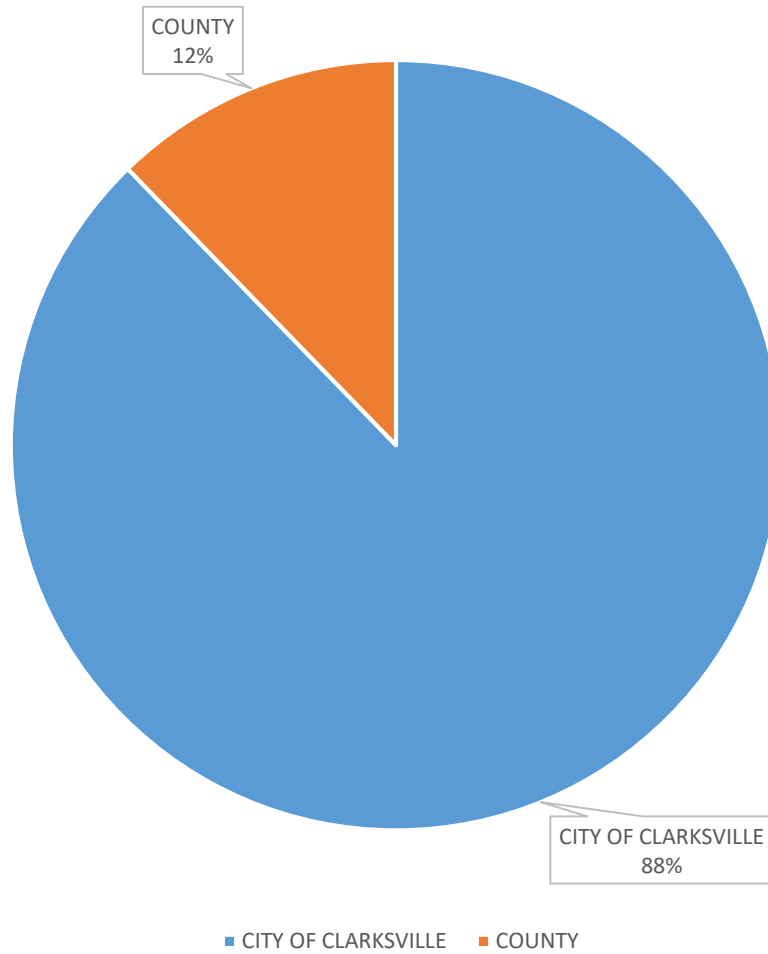
Jurisdiction Calls.....	424
East - City.....	141
East - County.....	39
West - City.....	231
West - County.....	13



**FEBRUARY 2020 MONTGOMERY COUNTY ANIMAL CARE AND CONTROL
OFFICER ACTIVITY STATISTICS (Calls by Jurisdiction)**

Jurisdiction City/County....	424
Clarksville City.....	372
County.....	52

FEBRUARY 2020 CALLS BY JURISDICTION

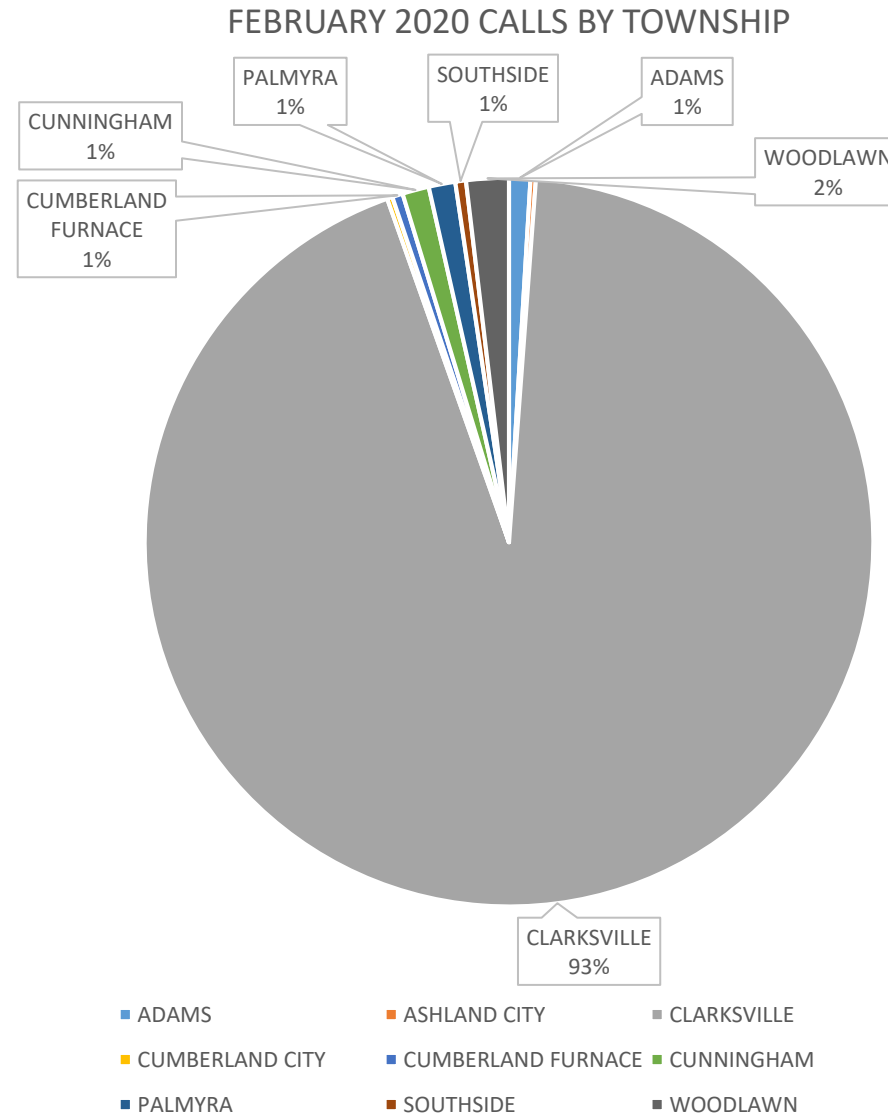


FEBRUARY 2020 MONTGOMERY COUNTY ANIMAL CARE AND CONTROL

OFFICER ACTIVITY (Calls by Montgomery County Townships)

Officer Field Activity.....424

Adams.....	4
Ashland City.....	1
Clarksville.....	396
Cunningham.....	5
Cumberland Furnace.....	3
Indian Mound.....	0
Palmyra.....	5
Southside.....	2
Woodlawn.....	8

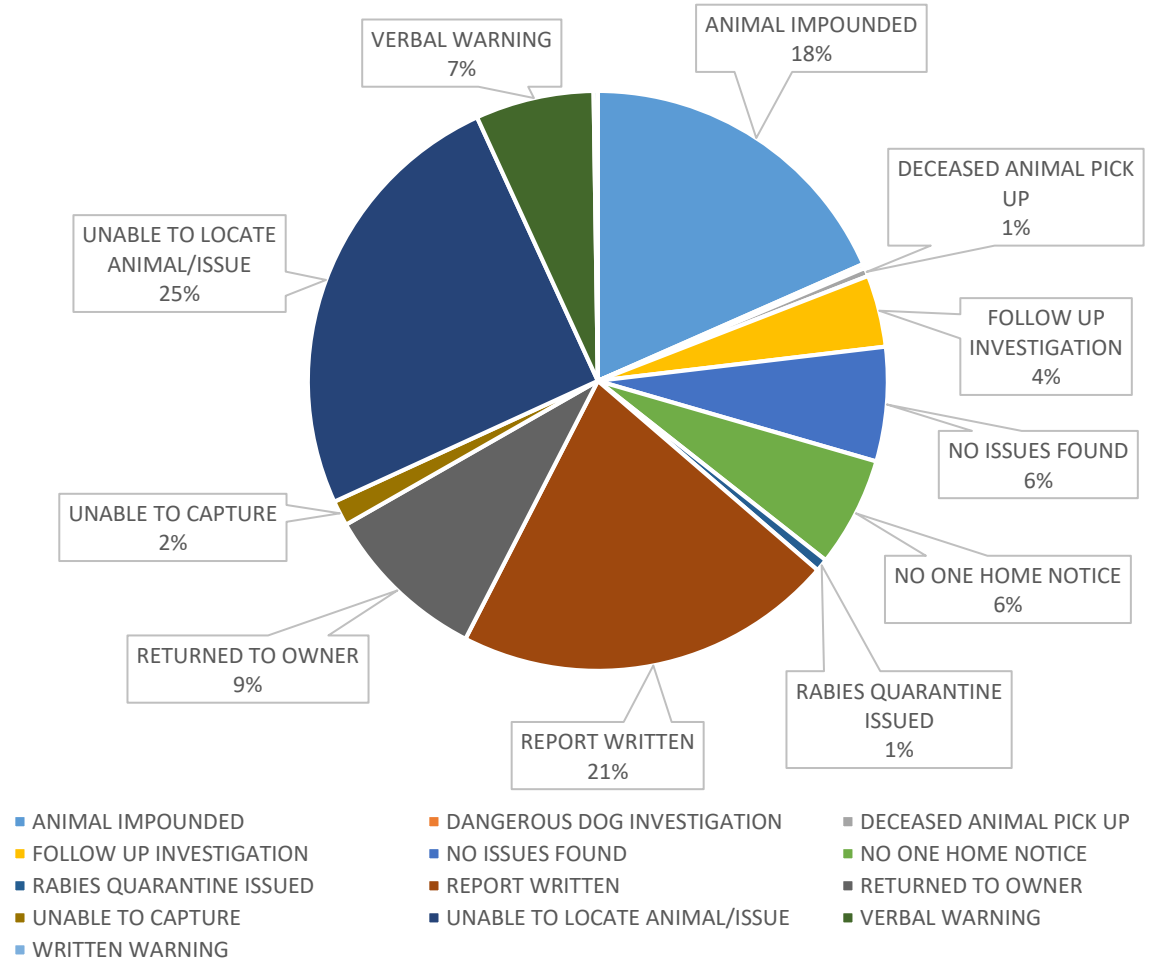


FEBRUARY 2020 MONTGOMERY COUNTY ANIMAL CARE AND CONTROL

SHELTER NOTES

Officer Field Activity.....	424
Animal Impounded.....	78
Dangerous Dog Investigation.....	1
Deceased Animal Pickup.....	3
Follow Up Investigation.....	17
No Issues Found.....	27
No One Home Notice.....	26
Rabies Quarantine Issued.....	4
Report Written.....	90
Returned to Owner.....	39
Set Trap.....	0
Unable to Capture.....	6
Unable to Locate Animal/Issue..	106
Verbal Warning.....	28
Written Warning.....	2
Other.....	0

FEBRUARY 2020 FIELD OUTCOMES



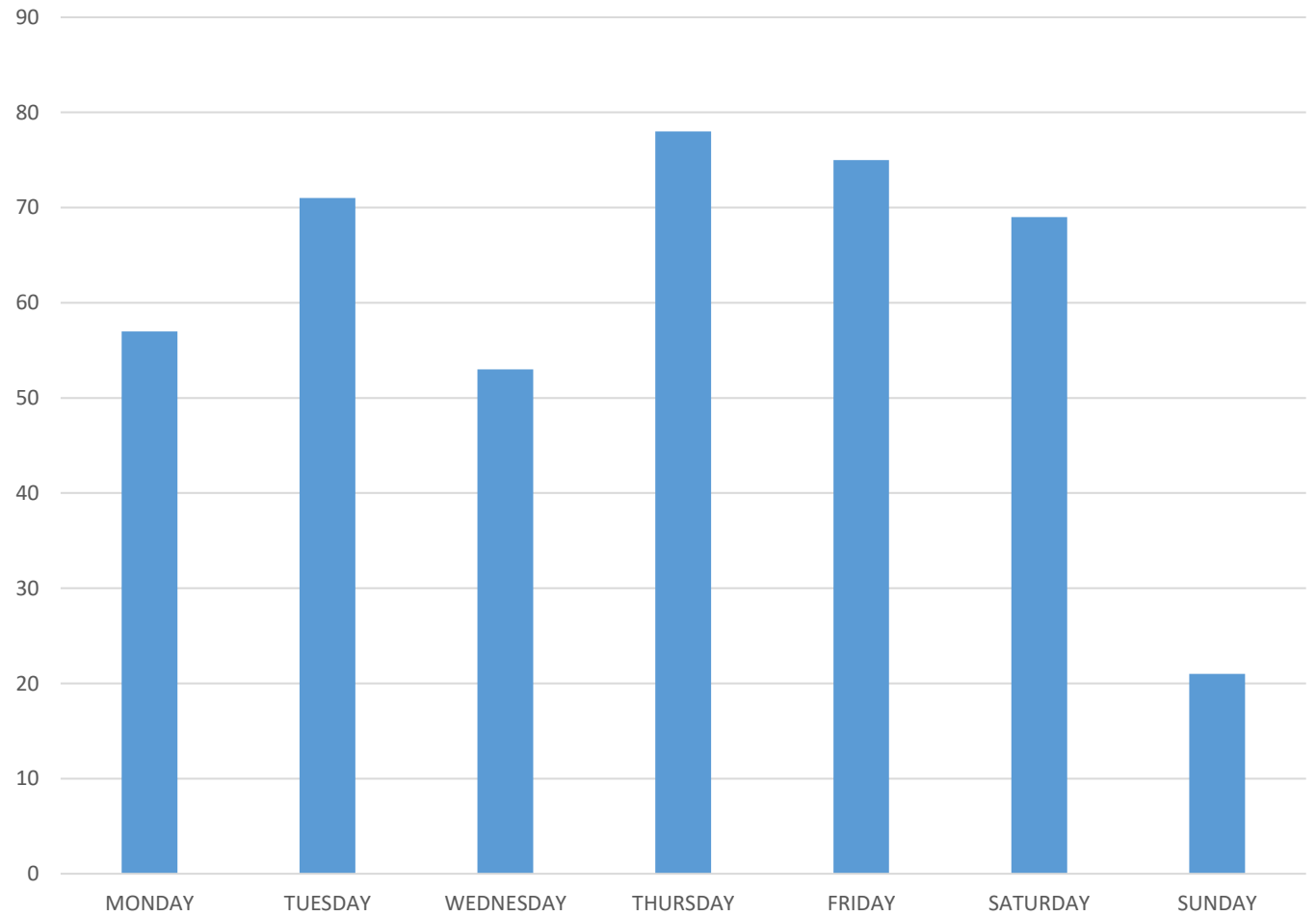
FEBRUARY 2020 MONTGOMERY COUNTY ANIMAL CARE AND CONTROL

SHELTER NOTES

Calls by Day of Week..... 424

Monday..... 57
Tuesday..... 71
Wednesday..... 53
Thursday..... 78
Friday..... 75
Saturday..... 69
Sunday..... 21

FEBRUARY 2020 CALLS BY DAY OF WEEK



FEBRUARY 2020 MONTGOMERY COUNTY ANIMAL CARE AND CONTROL

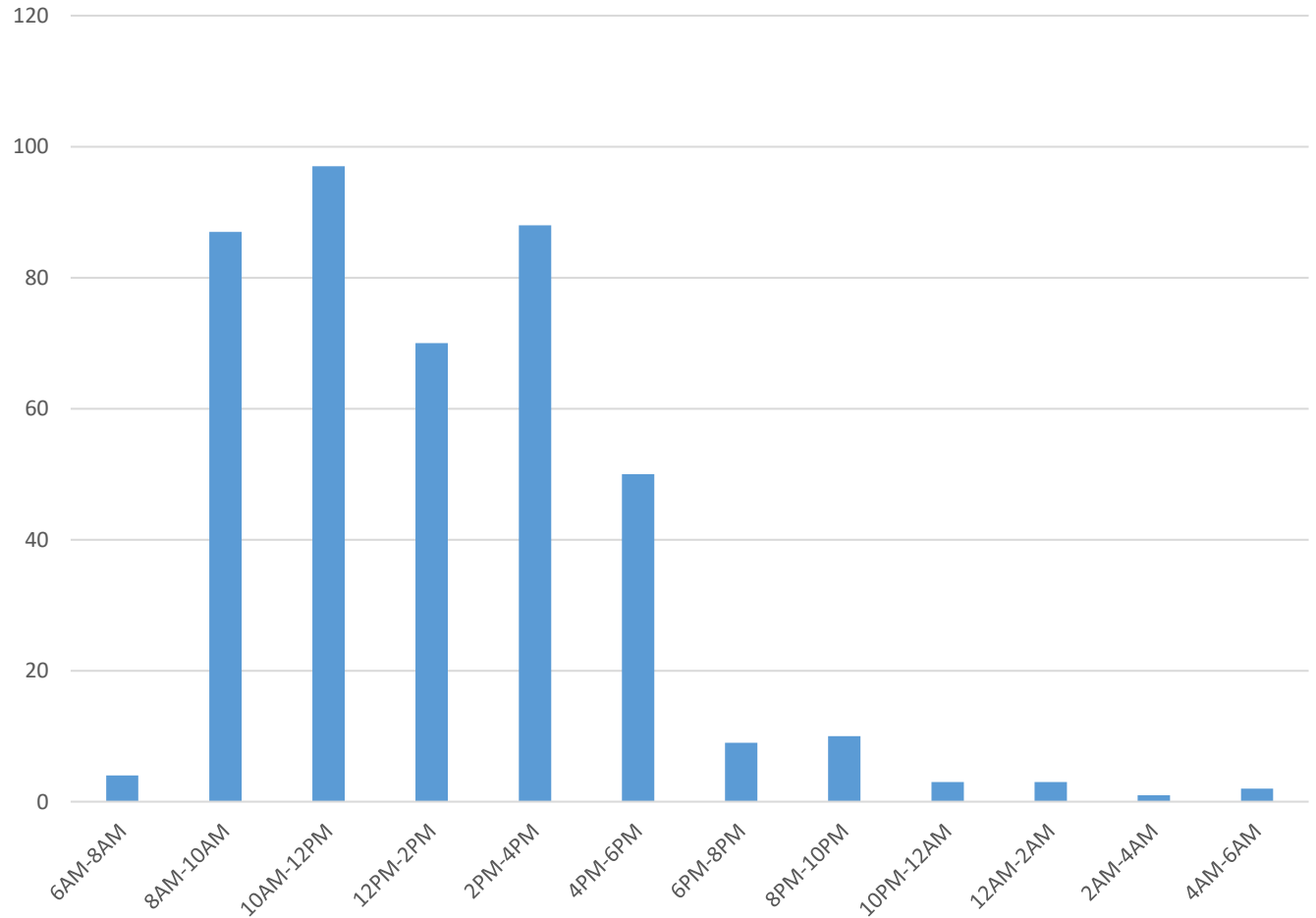
SHELTER NOTES

Calls by Time of Day.....

424

6AM TO 8AM.....	4
8AM TO 10AM.....	87
10AM TO 12PM.....	97
12PM TO 2PM.....	70
2PM TO 4PM.....	88
4PM TO 6PM.....	50
6PM TO 8PM.....	9
8PM TO 10PM.....	10
10PM TO 12AM.....	3
12AM TO 2AM.....	3
2AM TO 4AM.....	1
4AM TO 6AM.....	2

FEBRUARY 2020 CALLS BY TIME OF DAY



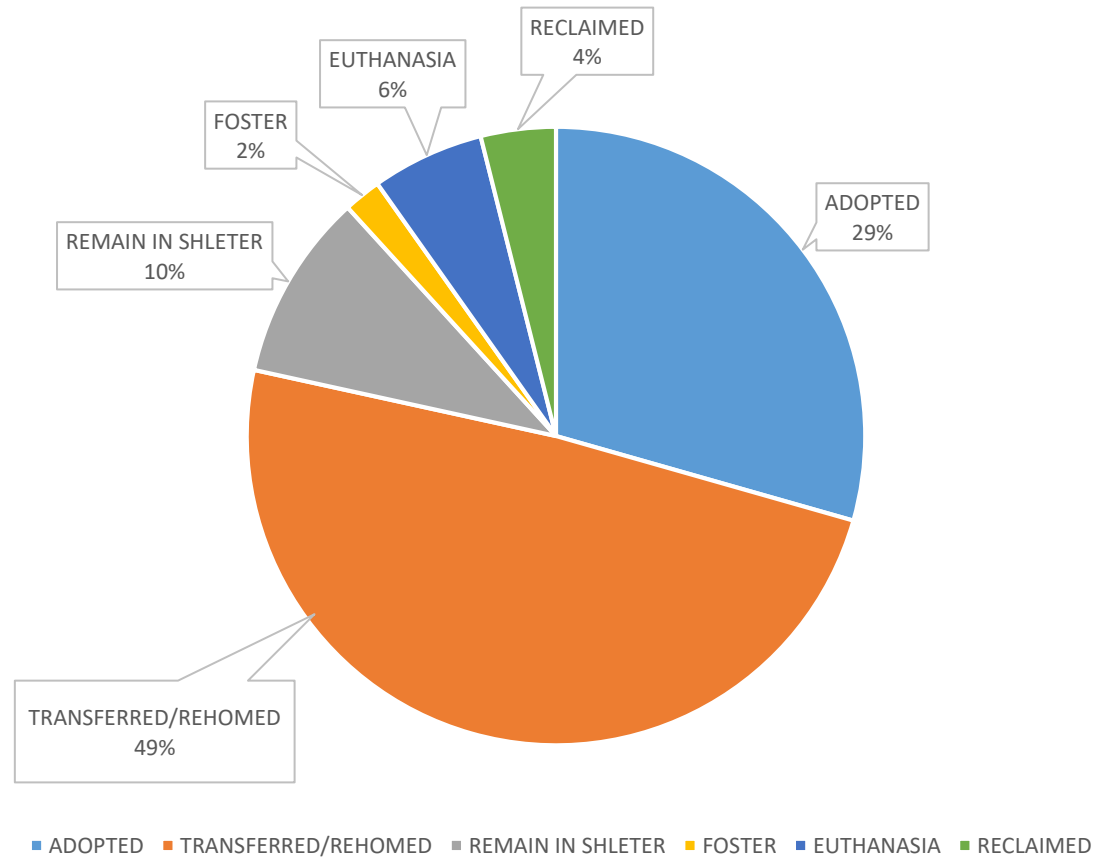
FEBRUARY 2020 MONTGOMERY COUNTY ANIMAL CARE AND CONTROL

SHELTER NOTES

Beginning September 1st, 2018 our new Owner Surrender Policy was instituted at Montgomery County Animal Care and Control. The below figures will represent the number of pets that were owner surrendered and their subsequent outcome after being surrendered to the shelter. This number does not represent the number of pets that are diverted from entering the shelter.

Owner Surrenders.....	51
Adopted.....	15
Transferred/Rehomed.....	25
Remain in Shelter.....	5
Foster.....	1
Euthanasia – Owner Requested... 	1
Euthanasia – Aggressive.....	2
Euthanasia – Sick/Injured.....	0
Euthanasia – Behavior.....	0
Reclaimed.....	2

FEBRUARY 2020 OWNER SURRENDER OUTCOMES

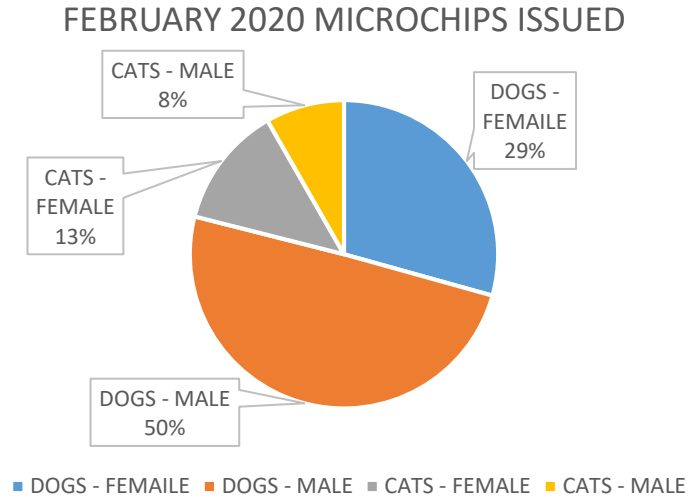


FEBRUARY 2020 MONTGOMERY COUNTY ANIMAL CARE AND CONTROL

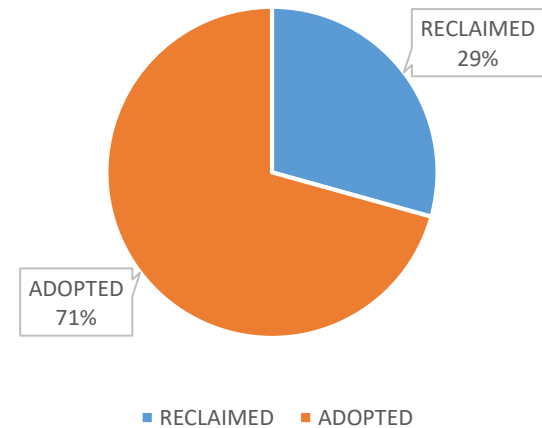
SHELTER NOTES

Beginning on September 1st, 2018, Montgomery County Animal Care and Control instituted a new policy requiring all dogs and cats that are adopted or reclaimed at our facility must be implanted with a microchip tracking device.

Microchips Issued.....	133
Dogs – Female.....	39
Dogs – Male.....	66
Cats – Female.....	17
Cats – Male.....	11
Reclaims.....	39
Adoption.....	94
Foster.....	0



FEBRUARY 2020 MICROCHIP REASON



FEBRUARY 2020 MONTGOMERY COUNTY ANIMAL CARE AND CONTROL

SHELTER NOTES

Beginning September 1st, 2018 we will be instituting the new Owner Surrender Policy and mandatory microchipping through the shelter. The figures below represent a running total from January 1st, 2018 to July 31st 2018. We will be running a month to month comparison to the 2017 figures at the conclusion of this calendar year.

	Jan.	Feb.	Mar.	Apr.	May	Jun.	Jul.	Aug.	Sept.	Oct.	Nov.	Dec.	Total 2018	Trend
Owner Surrenders	48	60	47	83	78	38	34	55	58	41	46	62	558	
Stray Dogs/Puppy's	130	135	178	144	149	154	184	184	136	170	153	153	1,550	
Stray Cats/Kittens	69	41	42	67	189	229	191	191	152	153	111	66	1,158	
Call for Service	475	376	504	426	441	438	444	438	388	468	468	434	4,468	
Euthanasia Dog	23	42	27	18	31	28	21	54	29	27	33	16	299	
Euthanasia Cat	6	8	26	21	18	102	23	81	76	75	44	42	423	
Microchips Issued	109	105	131	128	118	153	236	162	124	182	144	150	1,221	
LIVE RELEASE RATE	89%	82%	83%	87%	85%	67%	91%	70%	74%	79%	80%	86%	81%	
DOGS	74%	79%	89%	92%	85%	87%	91%	81%	87%	88%	85%	92%	86%	
CATS	92%	90%	63%	75%	85%	49%	90%	51%	55%	70%	73%	77%	73%	
Owner Surrenders	43	51												
Stray Dogs/Puppy's	163	134												
Stray Cats/Kittens	103	85												
Call for Service	526	424												
Euthanasia Dog	40	28												
Euthanasia Cat	19	13												
Microchips Issued	156	133												
LIVE RELEASE RATE	85%	90%												
DOGS	86%	91%												
CATS	85%	89%												