



# **Montgomery County Animal Care and Control**

**2019**

**3<sup>RD</sup> Quarter Report**

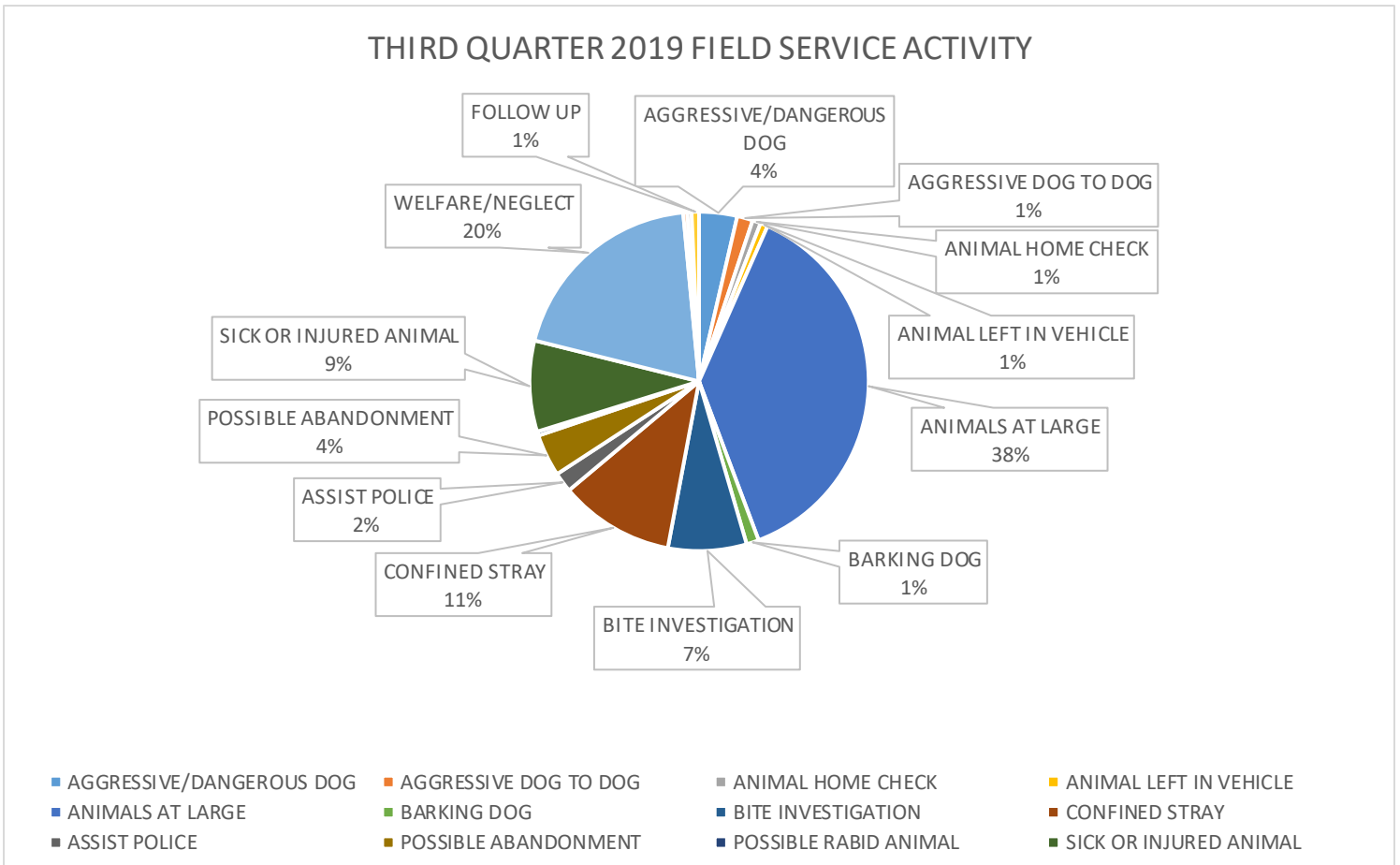
**Field and Shelter Activity**

## FIELD SERVICES

Montgomery County Animal Care and Control provided active and on call animal control service for all areas of Montgomery County and the City of Clarksville for the Third Quarter of 2019.

### Officer Activity

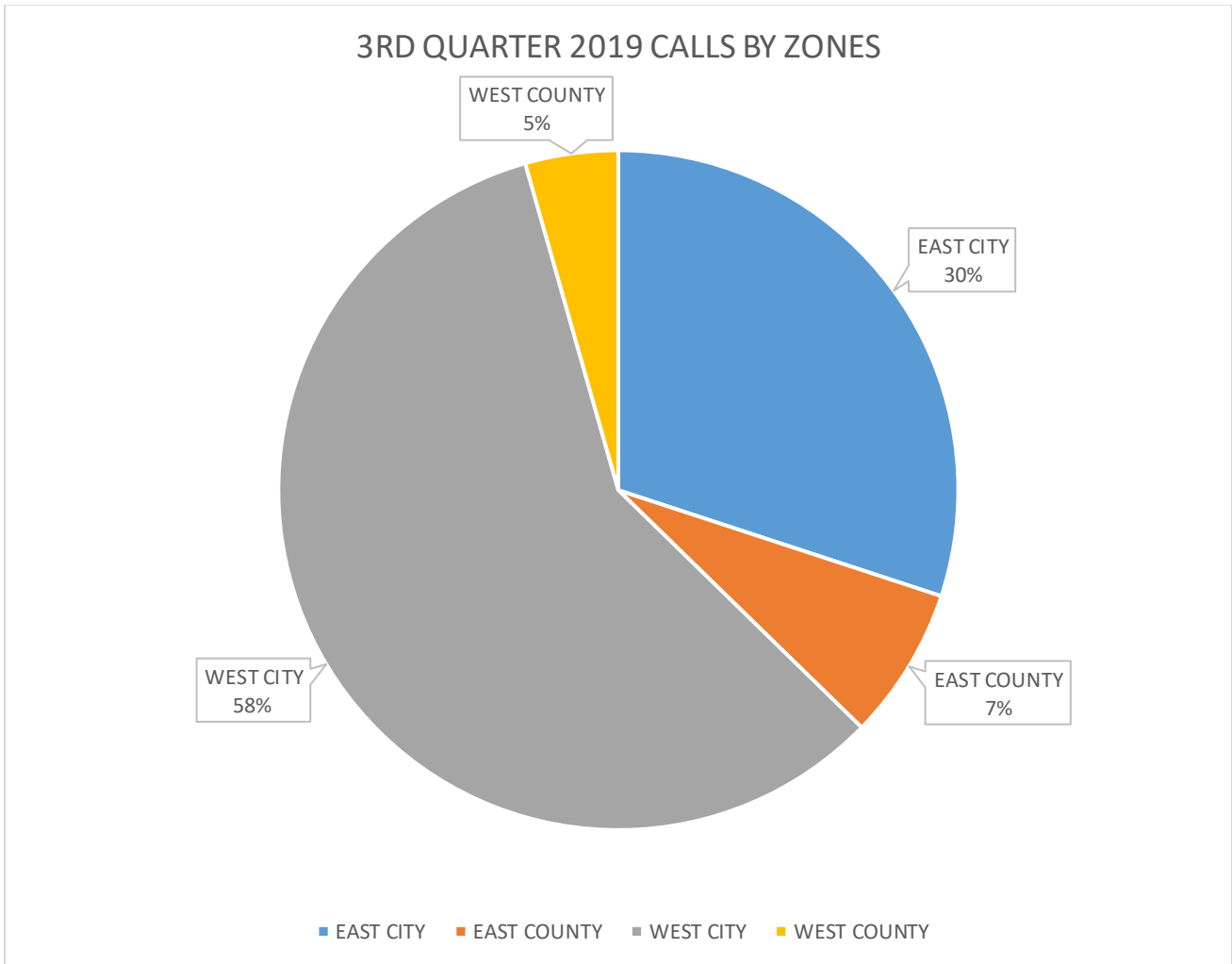
For the Third Quarter of 2019, Animal Control Officers handled 1,270 calls for service. Nearly half of all calls, (38%) were for a stray domestic animal, normally a dog running at large. Investigations for Welfare/Neglect, Bites, Confined Stray's, Aggressive dogs made up for (44%) of all calls.



TYPE OF CALL	1 <sup>st</sup> . Quarter	2 <sup>nd</sup> Quarter	3 <sup>rd</sup> Quarter	4 <sup>th</sup> Quarter
Aggressive/Dangerous Dog	68	53	46	
Aggressive Dog to Dog	15	26	19	
Animal Home Check	15	9	10	
Animal Left in Vehicle	1	5	9	
Animals At Large	392	515	478	
Bite Investigations	59	113	95	
Confined Stray	88	159	139	
Officer Assist	15	21	24	
Possible Abandonment	15	2	51	
Sick or Injured Animal	49	114	110	
Welfare/Neglect	233	245	249	
Other	6	15	34	
<b>Total</b>	<b>947</b>	<b>1,314</b>	<b>1,270</b>	

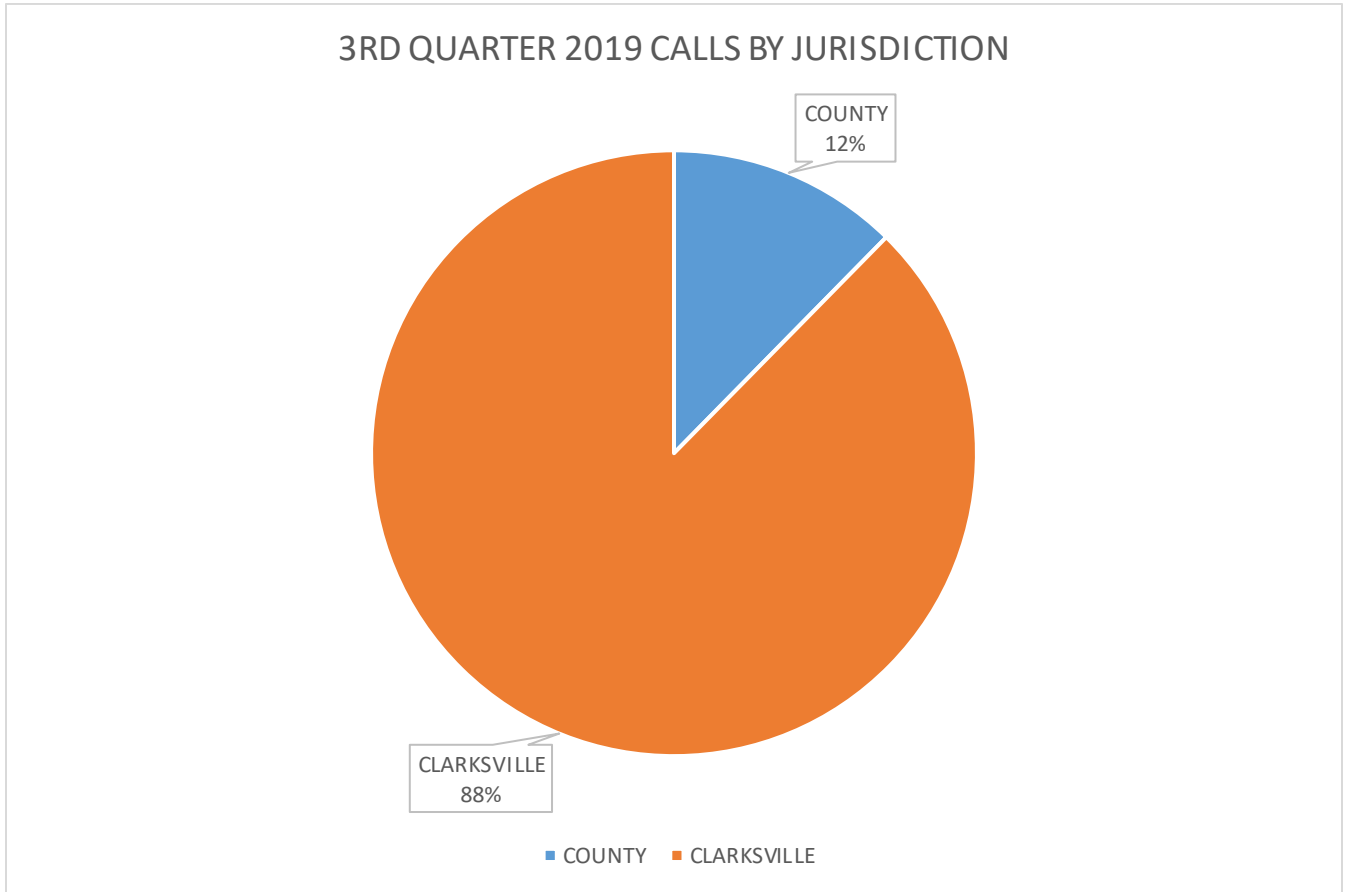
### FIELD SERVICE CALLS BY ZONES

Animal Control Officers responded to 1,270 calls for service in Montgomery County with a majority of the calls, (58%) being in the West portion of Montgomery County/City of Clarksville.



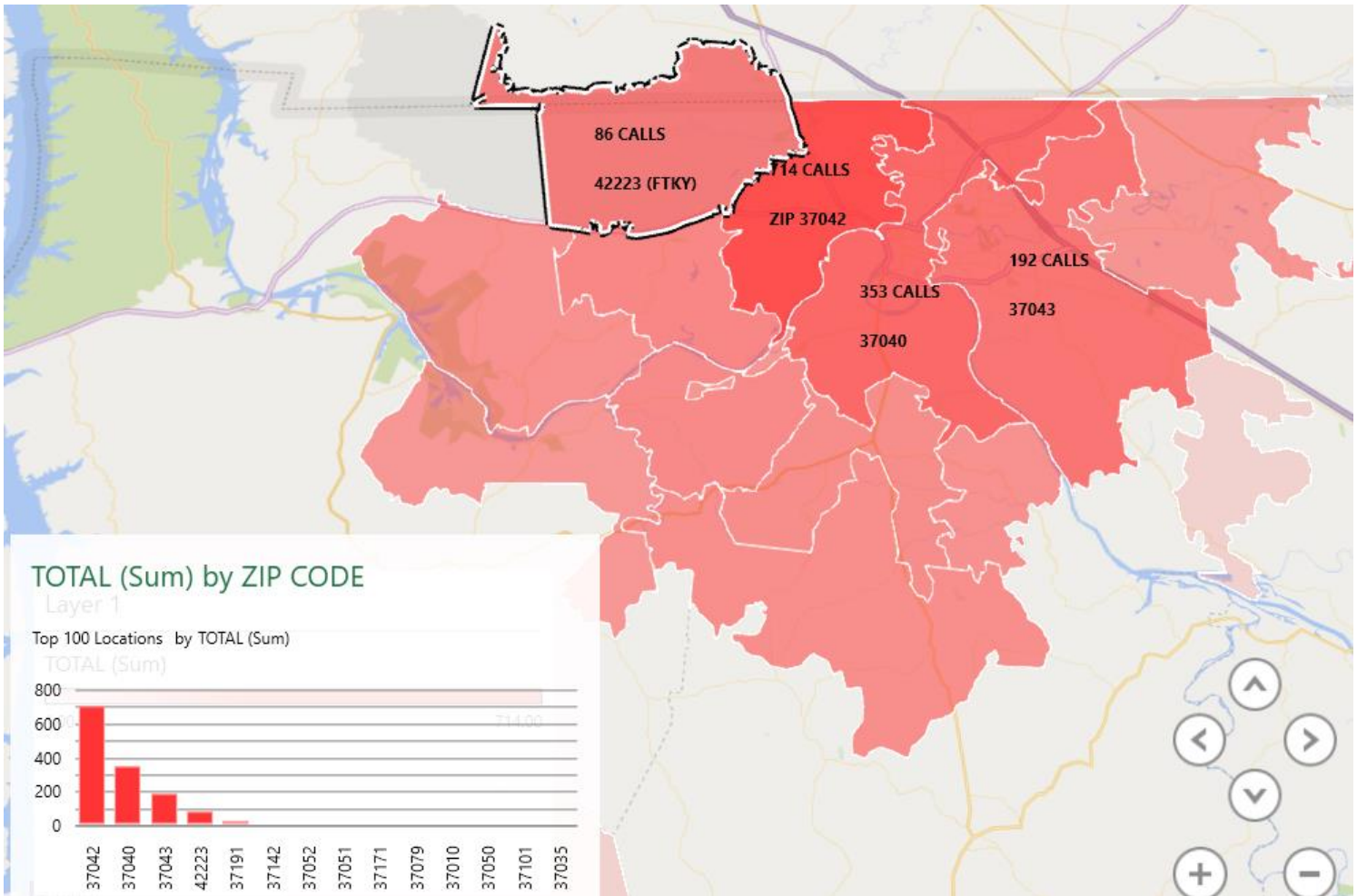
## FIELD SERVICE CALLS BY JURISDICTION

Calls for service that were responded to in Montgomery County were dispersed into the following two Jurisdictions, which covers the Montgomery County outside of the Clarksville City Limits and all unincorporated areas of the County, and within the city limits of Clarksville. (88%) of all calls for the 3<sup>RD</sup> Quarter of 2019 occurred within the city of Clarksville and (12%) of calls for the 3<sup>RD</sup> Quarter of 2019 occurred in the unincorporated areas of Montgomery County.



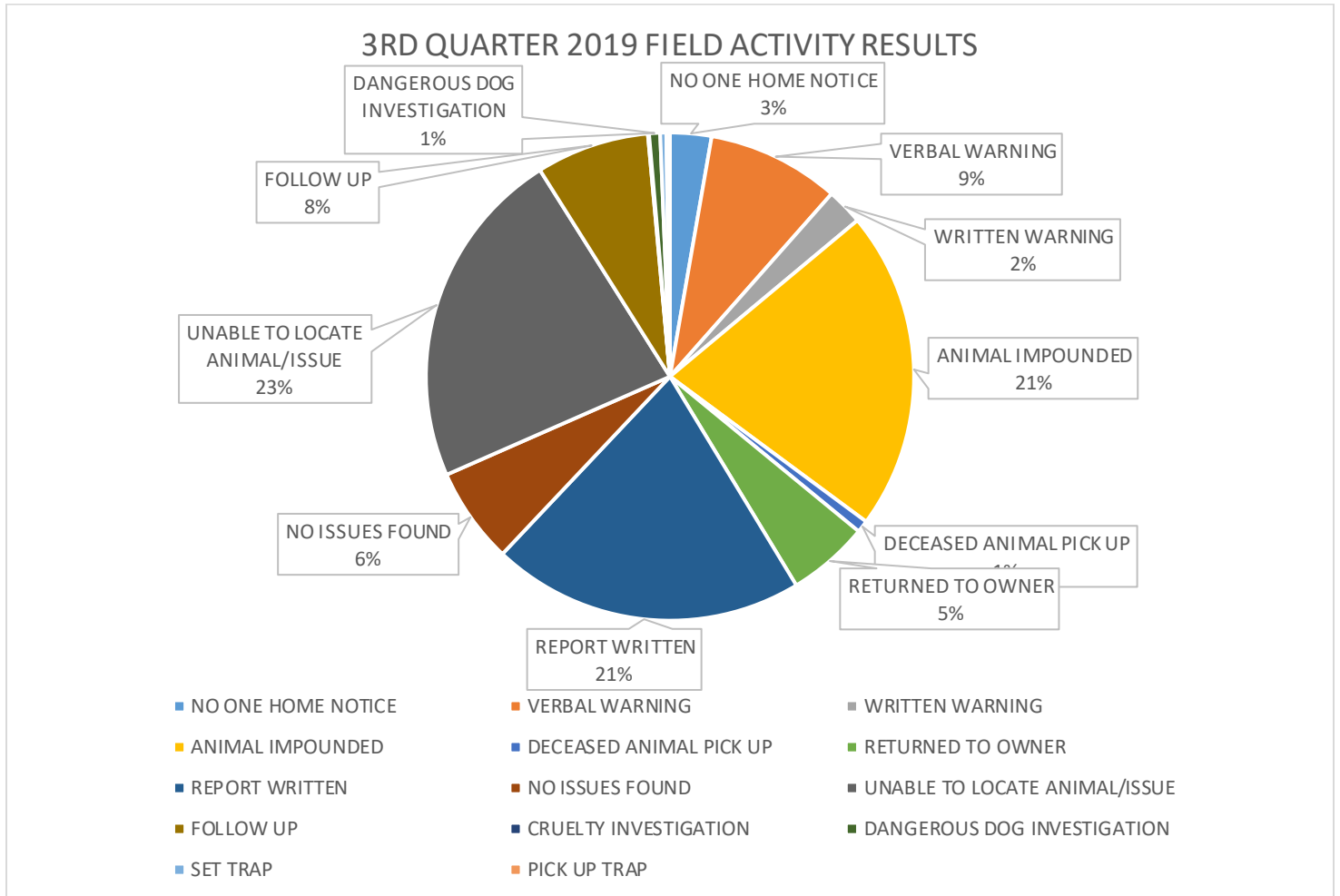
## FIELD SERVICE CALLS BY ZIP CODE

Calls for service that were responded to in Montgomery County were dispersed into the following twelve (9), which covers the Montgomery County outside of the Clarksville City Limits and all unincorporated areas of the County, and within the city limits of Clarksville. (50%) of all calls for the 3<sup>RD</sup> Quarter of 2019 occurred within the 37042 Zip Code, which compromises the North Central portion of Montgomery County north of the Cumberland River, while (25%) of calls occurred in Zip Code area 37040, which compromises the Northeast and South Central portion of the County



## OFFICER FIELD ACTIVITY RESULTS

Officers responded to 1,270 calls for service. In response to calls for services officer complete various forms of outcomes to close out and complete these calls ranging from warnings to written reports on the incidents.



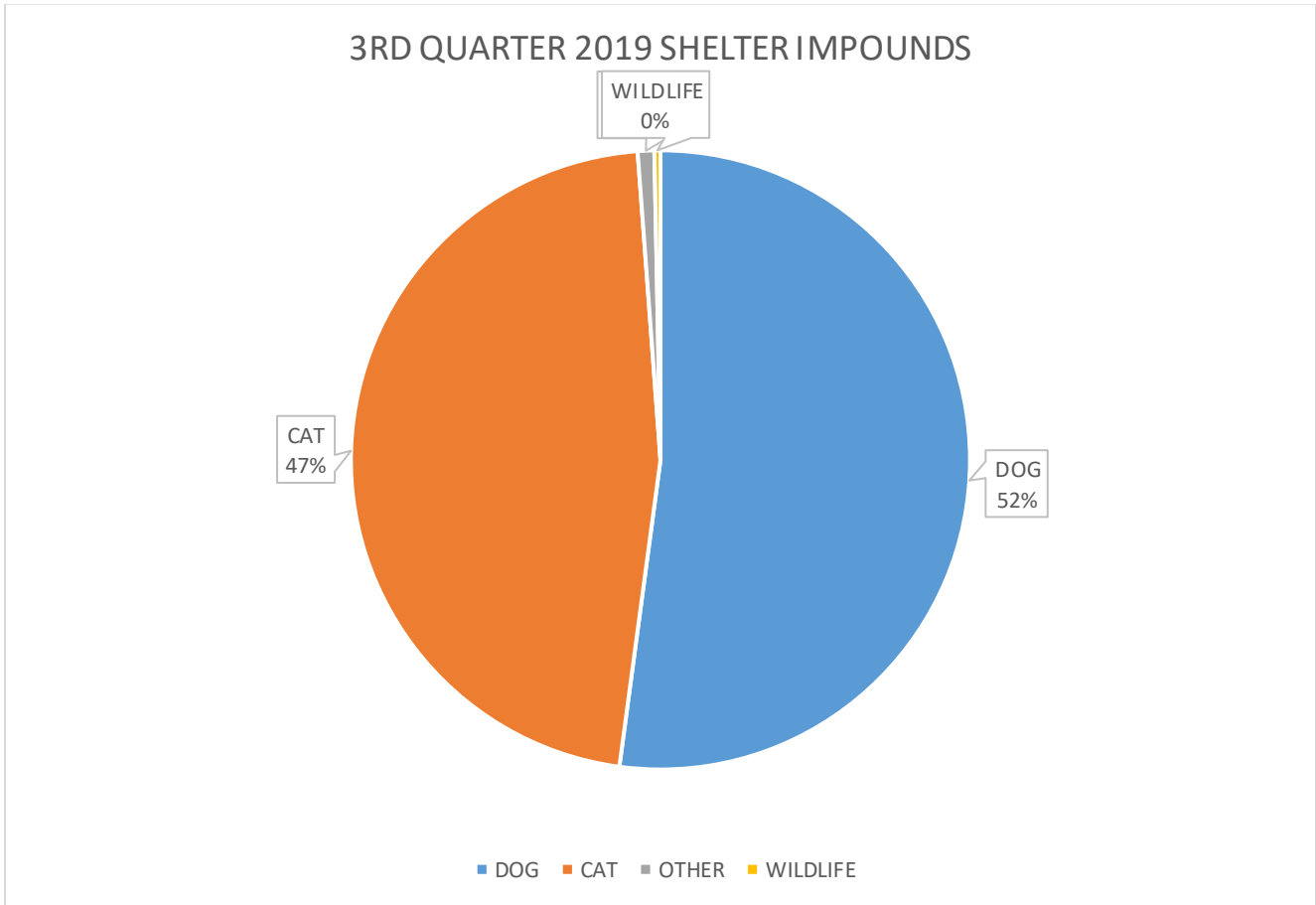
## SHELTER AND ADOPTION SERVICES

### Kennel Visitors

The shelter saw over 5,606 people visited the shelter in the 3<sup>RD</sup> Quarter. Most of the visitors indicated they were looking to adopt a pet or trying to locate a lost pet.

### Animals Impounded

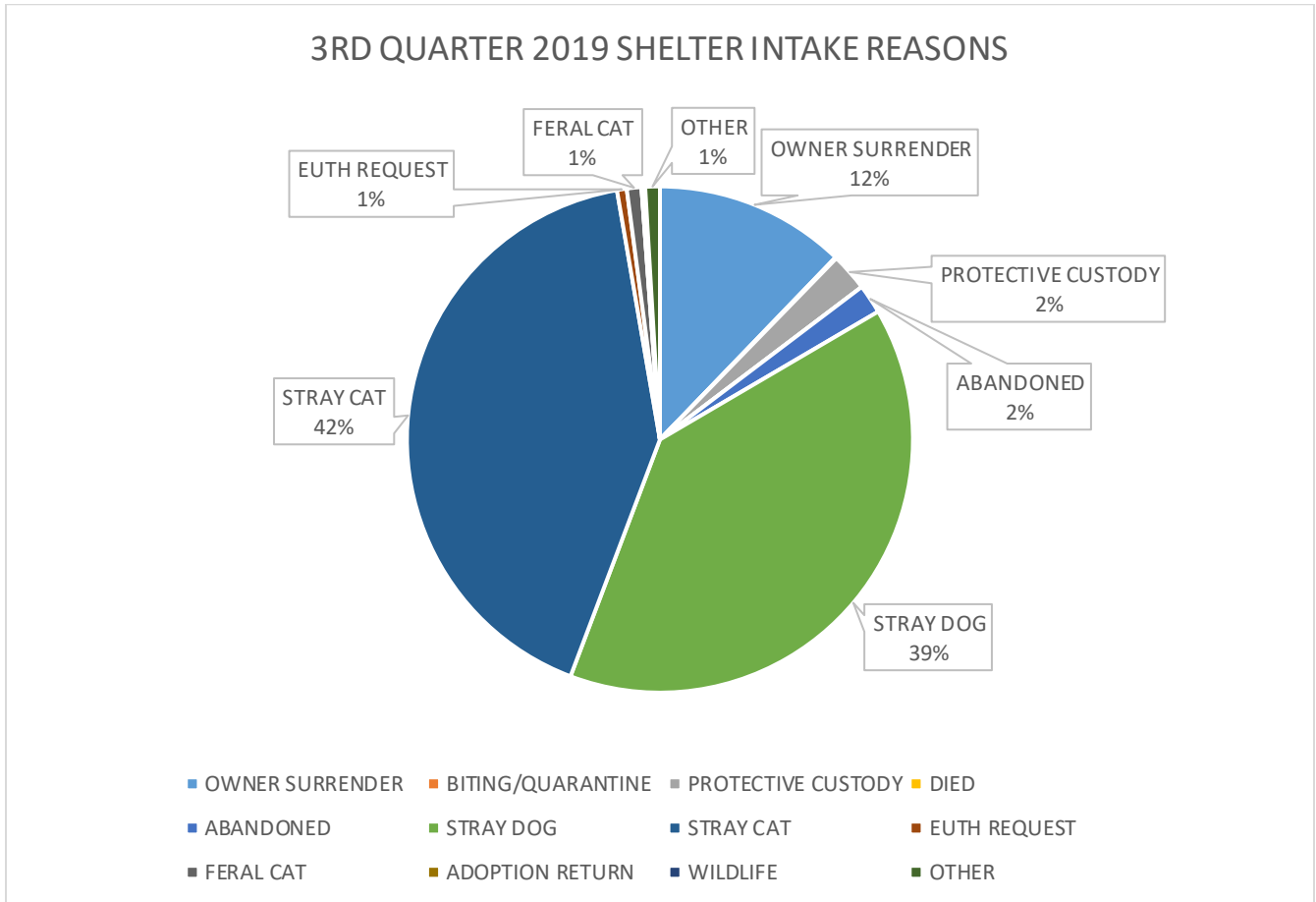
In the 3<sup>RD</sup> Quarter of 2019, 1,272 animals were impounded. Of the animals impounded, 47% were cats/kittens, 52% were dogs/puppies.



Types of Animals Impounded	1 <sup>st</sup> Quarter	2 <sup>nd</sup> Quarter	3 <sup>rd</sup> Quarter	4 <sup>th</sup> Quarter
Dog/Puppies	443	594	663	
Cat/Kittens	152	606	594	
Other	12	20	14	
<b>Total</b>	<b>607</b>	<b>1222</b>	<b>1272</b>	

## SHELTER INTAKE REASONS

The shelter took in 1,270 animals in the 3<sup>RD</sup> Quarter of 2019. A majority of those intakes, (81%) were stray animals either picked up in the field or brought in over the counter. (12%) were owner surrendered pets and the remaining (7%) consisted of Adoption Returns, Feral Animals, Euthanasia Requests, Bite Quarantines, Protective Custody, and Abandoned Animals.

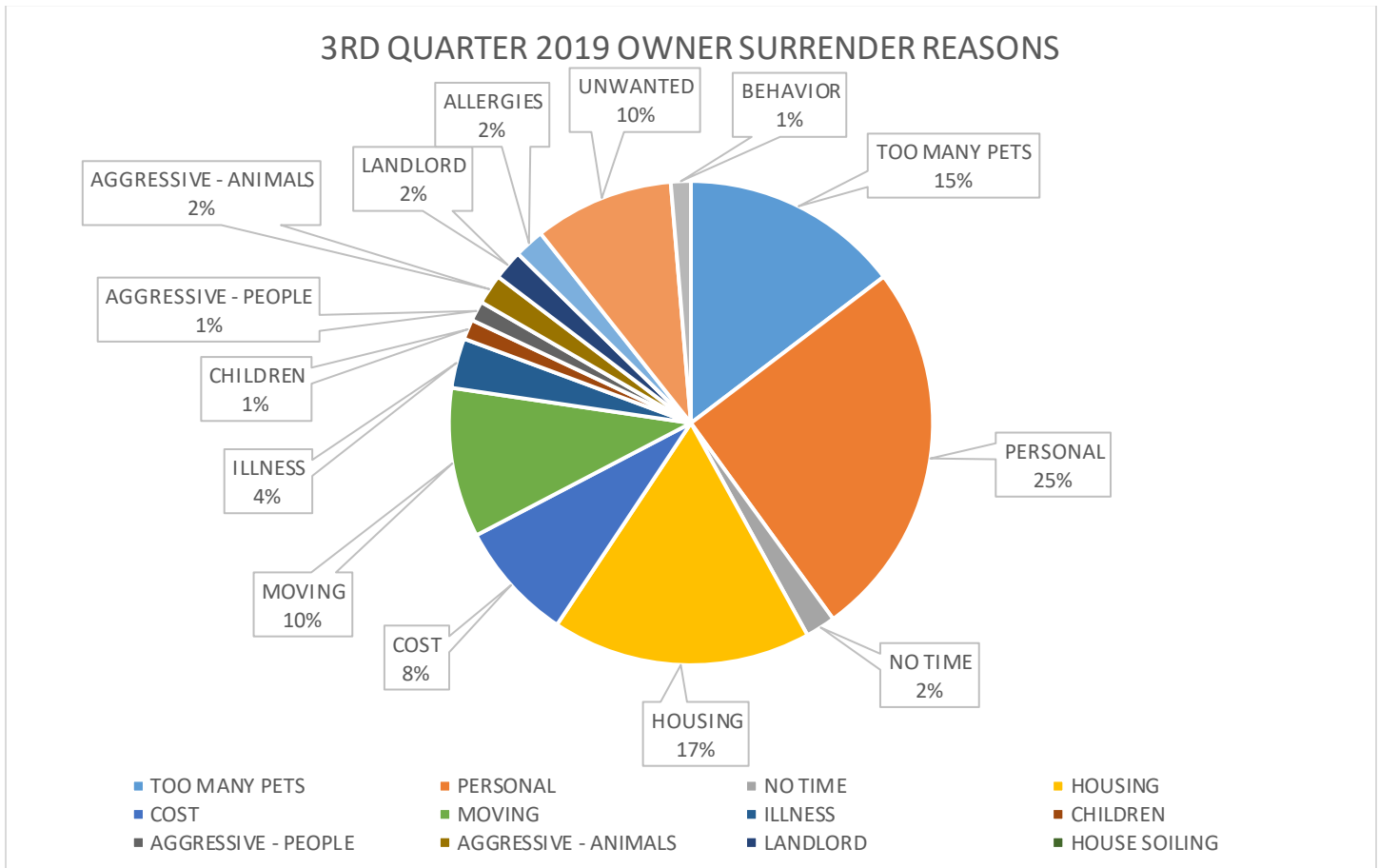


ENTRY REASON	1 <sup>ST</sup> QUARTER	2 <sup>ND</sup> QUARTER	3 <sup>RD</sup> QUARTER	4 <sup>TH</sup> QUARTER
Owner Surrender	155	199	157	
Biting/Quarantine	1	5	1	
Protective Custody	19	23	31	
Died	0	0	0	
Abandoned	19	11	24	
Stray Animal	607	933	1038	
Euthanasia Request	6	4	8	
Feral Cat	14	18	12	
Adoption Return	2	0	0	
Wildlife	0	2	3	
Other	11	20	12	
<b>Total</b>	<b>822</b>	<b>1,222</b>	<b>1,270</b>	



## Owner Surrenders

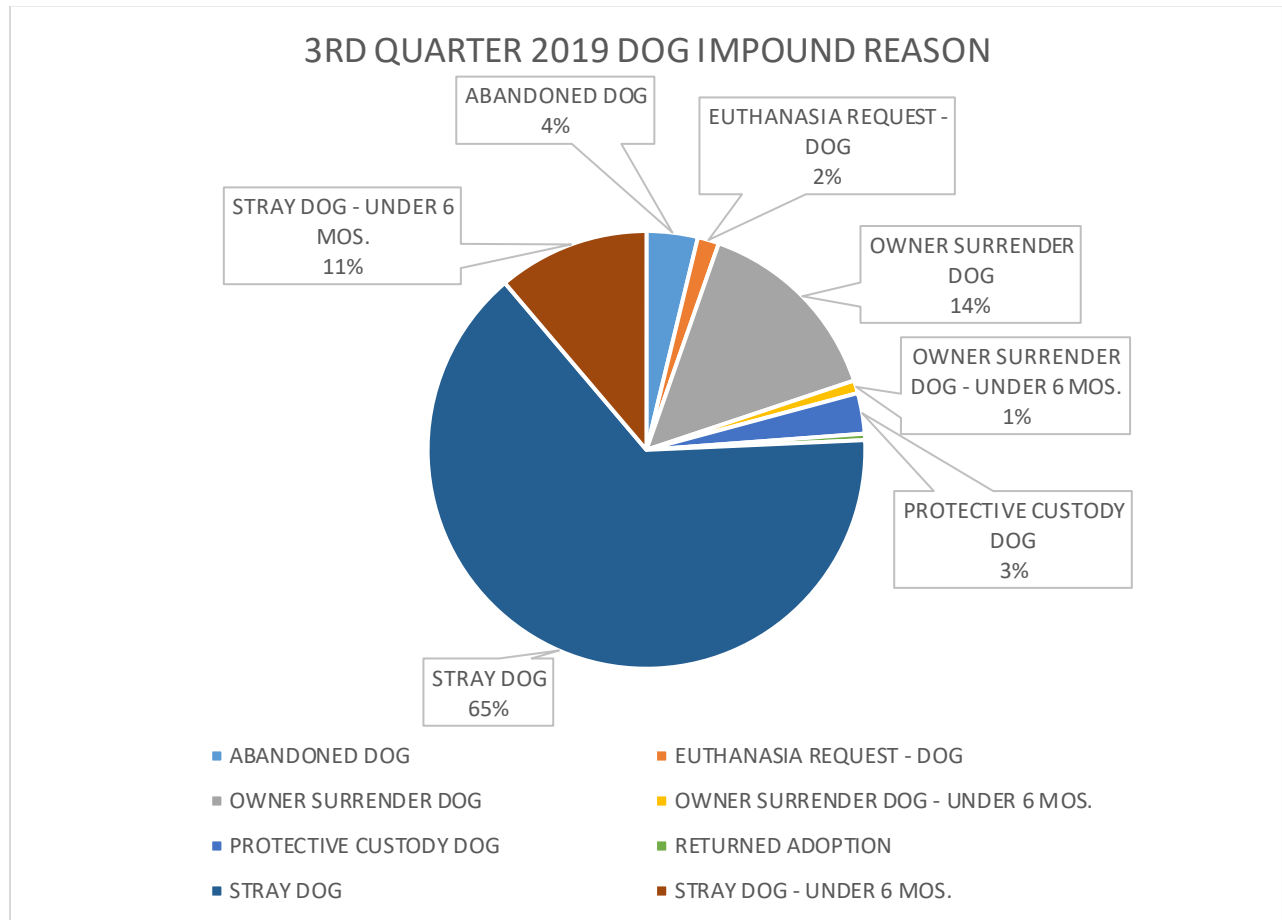
Beginning in April of 2018, we began to track the reason for owner surrenders in Montgomery County. There were 150 Owner surrenders in the 3<sup>RD</sup> Quarter, a 23% decrease over 2<sup>nd</sup> Quarter. Of those Owner Surrenders, the most prevalent reason to Owner Surrender was 1. Personal – 25%, followed by 2. Housing – 17%



Owner Surrenders	1 <sup>st</sup> Quarter	2 <sup>nd</sup> Quarter	3 <sup>rd</sup> Quarter	4 <sup>th</sup> Quarter
Aggressive	10	22	7	
Allergies	4	1	3	
Children	2	1	2	
Cost	11	18	12	
House Soiling	0	1	0	
Housing	41	7	26	
Illness	5	3	5	
Landlord	1	0	3	
Moving	12	24	15	
Personal	7	20	38	
Time	11	6	3	
Too Many	15	72	22	
Unwanted	13	20	14	
<b>Total</b>	<b>144</b>	<b>195</b>	<b>150</b>	

## Dogs

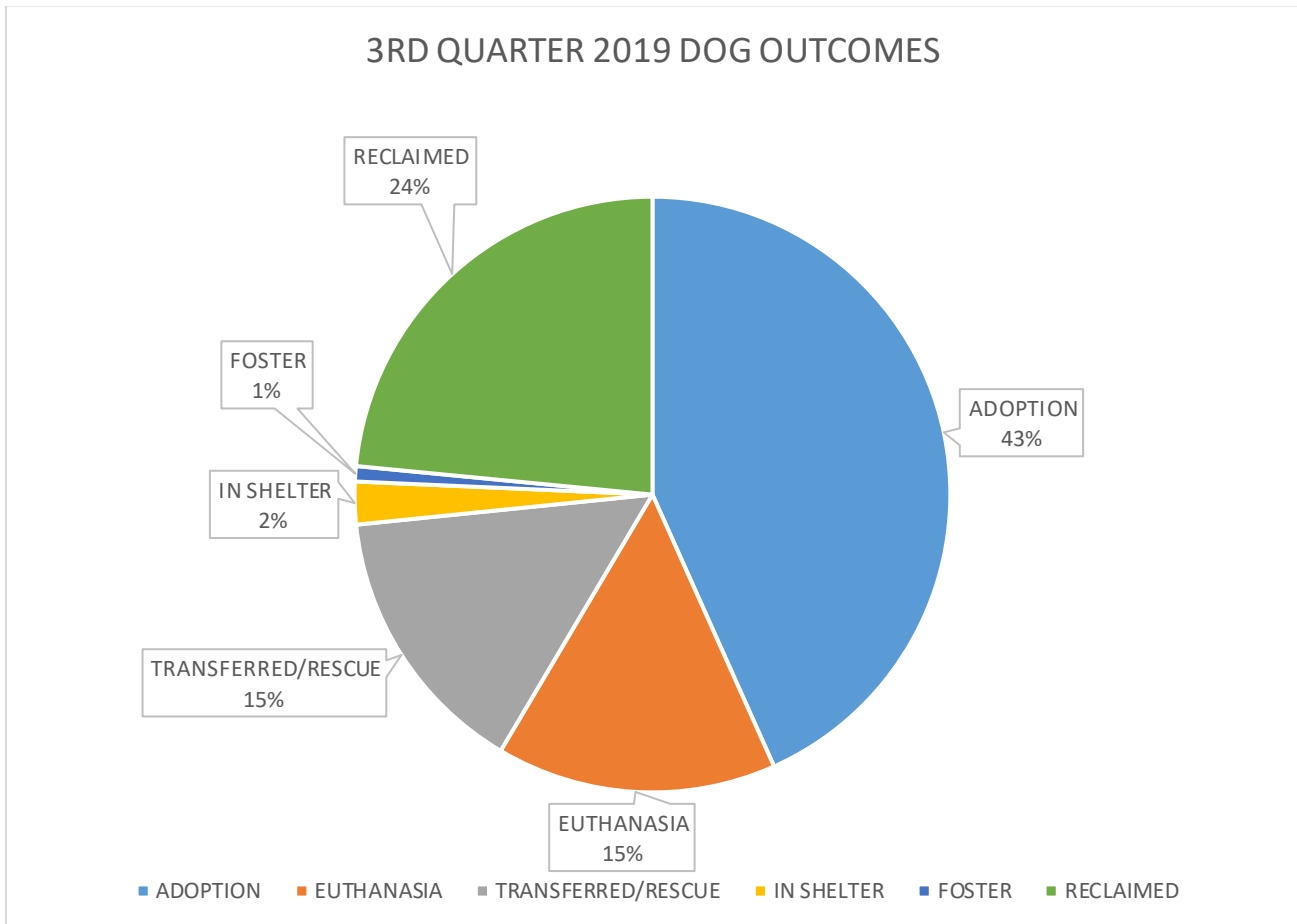
There were 634 dogs impounded in the 3<sup>RD</sup> Quarter of 2019. 76% were strays, 14% were owner released , 9% were for other reasons (Quarantine, Protective Care, Confiscated), and 2% were impounded for owner requested euthanasia



Dog Impound Reason	1 <sup>st</sup> Quarter	2 <sup>nd</sup> Quarter	3 <sup>rd</sup> Quarter	4 <sup>th</sup> Quarter
Stray	435	452	480	
Owner Release	122	104	98	
Other Reason	11	21	48	
Euthanasia Request	6	4	10	
<b>Total</b>	<b>594</b>	<b>581</b>	<b>634</b>	

## Dog Outcomes

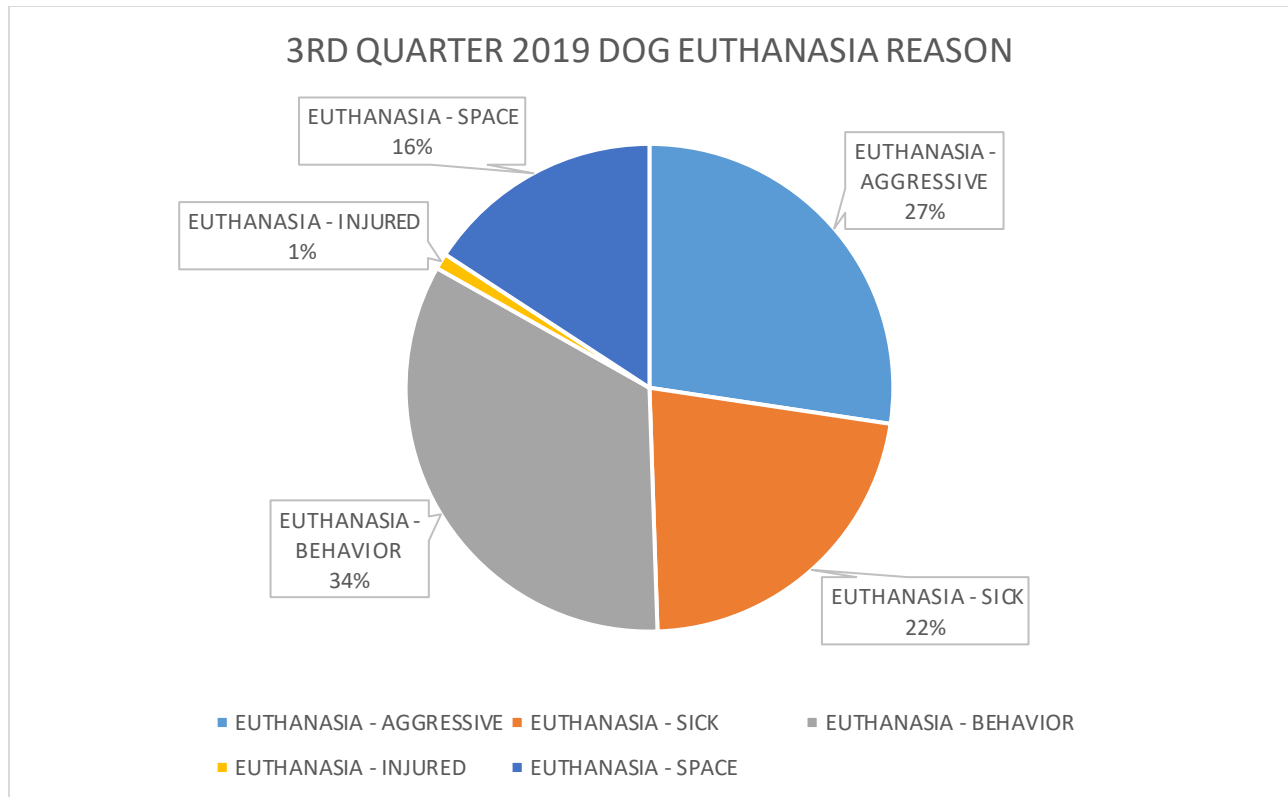
Outcomes for dogs impounded at the shelter were primarily adoptions 43%, returned to owner 24%, and Euthanasia 15%. Another 16% were sent or transferred to rescues, Humane Association, or other shelters for adoption.



Dog Outcome	1 <sup>st</sup> Quarter	2 <sup>nd</sup> Quarter	3 <sup>rd</sup> Quarter	4 <sup>th</sup> Quarter
Adoption	237	225	262	
Return to Owner	168	184	142	
Euthanasia	98	60	92	
Transfer/Rescue	148	97	90	
<b>Total</b>	<b>651</b>	<b>588</b>	<b>634</b>	

## Dog Euthanasia

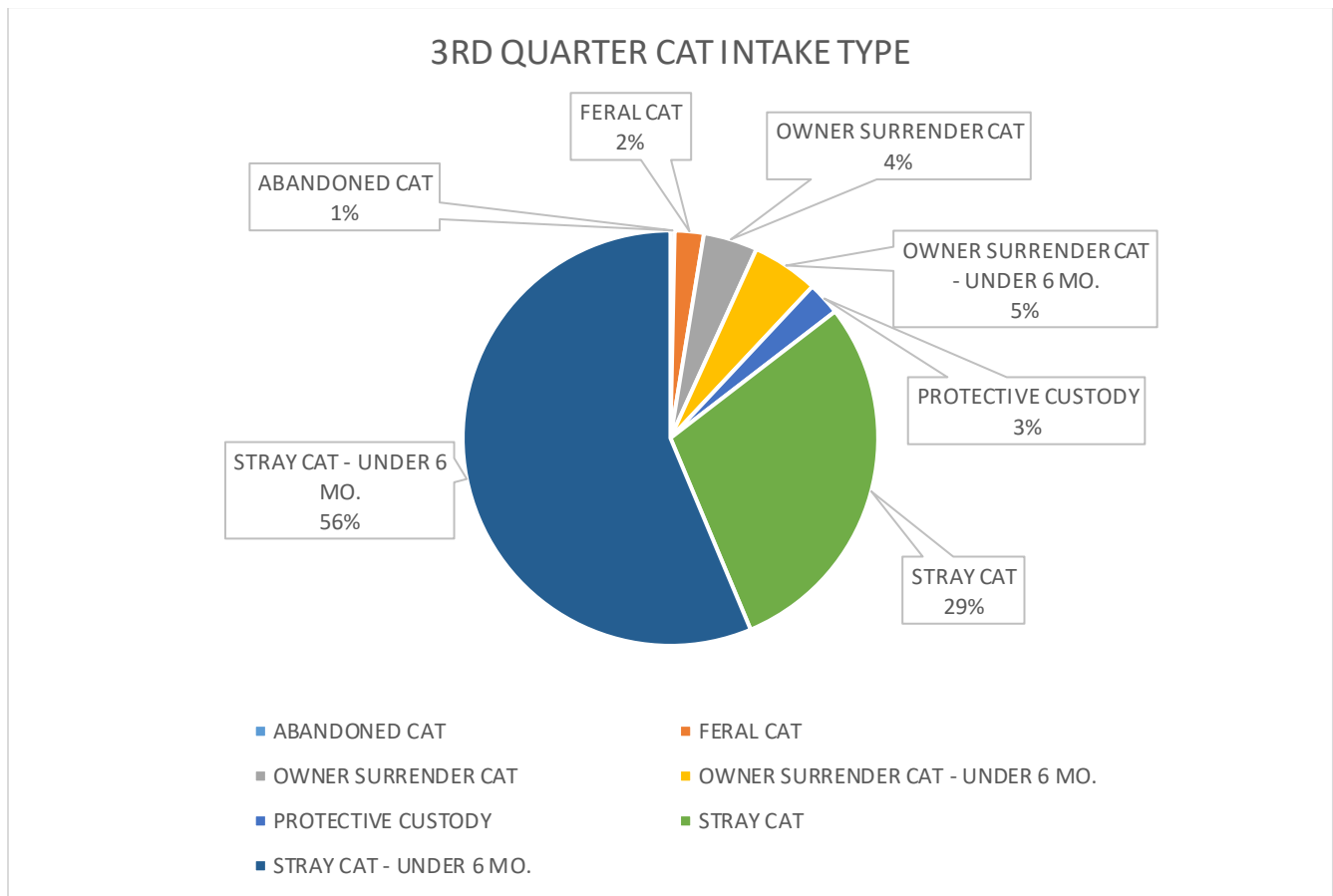
Of the 95 dogs euthanized, 61% were for behavior or aggression problems that were deemed unadoptable or rescue candidates. Those problems were identified through owner reports, staff experience and interaction with the dog, shelter temperament testing, and previous bite or aggression history. Other dogs were euthanized for medical issues 23%, space due to overcrowding and no available rescues or facilities to accept overflow 16% and owner requested euthanasia 7%



Dog Euthanasia Reason	1 <sup>st</sup> Quarter	2 <sup>nd</sup> Quarter	3 <sup>rd</sup> Quarter	4 <sup>th</sup> Quarter
Behavior/Aggression	69	29	58	
Medical	11	8	22	
Space	6	20	15	
Euthanasia Request	8	4	6	
<b>Total</b>	<b>95</b>	<b>61</b>	<b>95</b>	

## Cats

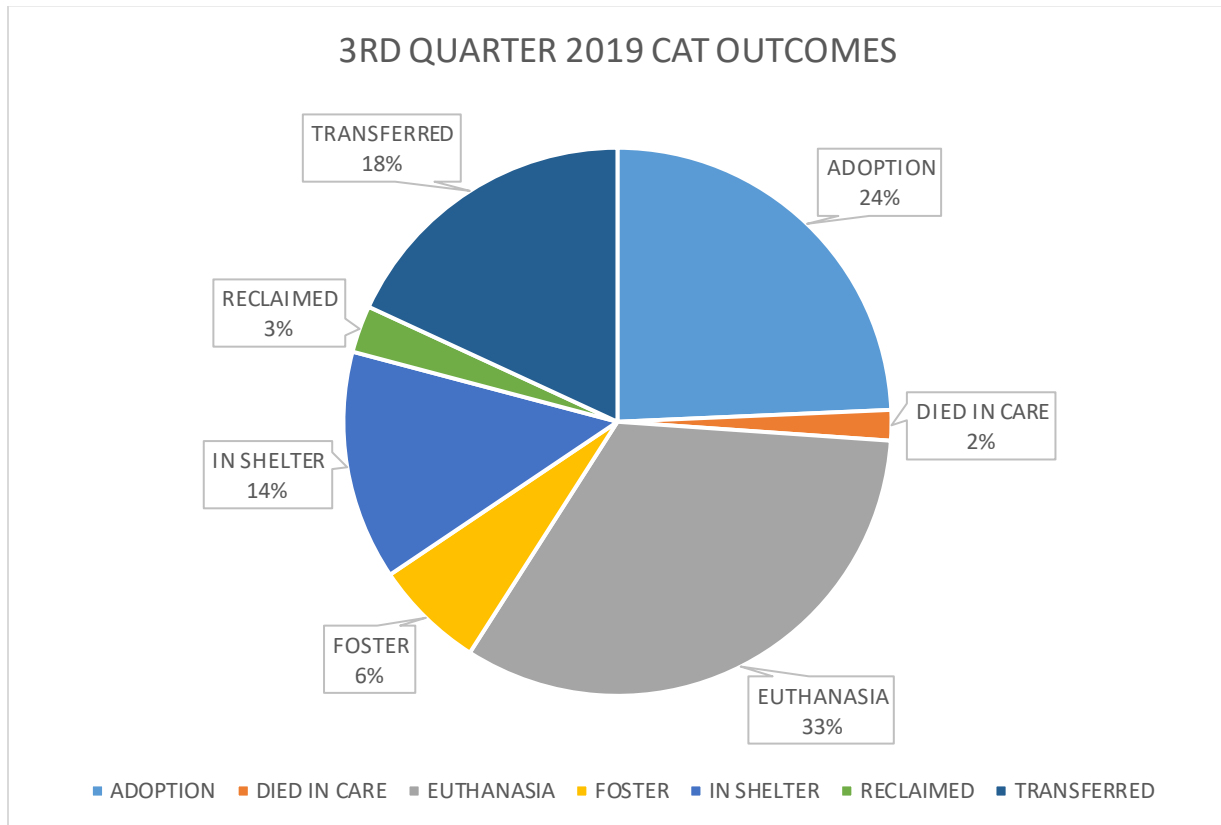
There were 618 cats impounded in the 3<sup>RD</sup> Quarter of 2019. 528 were strays, 58 were owner releases, and 32 were for other reasons (protective care, bite quarantine, welfare, feral). 85% of cat intakes were strays either picked up in the field or primarily brought in over the counter. 9% of our cat intakes were owner surrender



Cat Impound Reason	1 <sup>st</sup> Quarter	2 <sup>nd</sup> Quarter	3 <sup>rd</sup> Quarter	4 <sup>th</sup> Quarter
Stray	152	521	528	
Owner Release	50	77	58	
Other Reason	30	19	32	
<b>Total</b>	<b>234</b>	<b>617</b>	<b>618</b>	

## Cat Outcomes

Outcomes for cats impounded at the shelter were primarily for Adoptions and Transferred to other shelters, rescues or Humane Societies for adoption 42%. 33% of all cats that entered the shelter were euthanized.

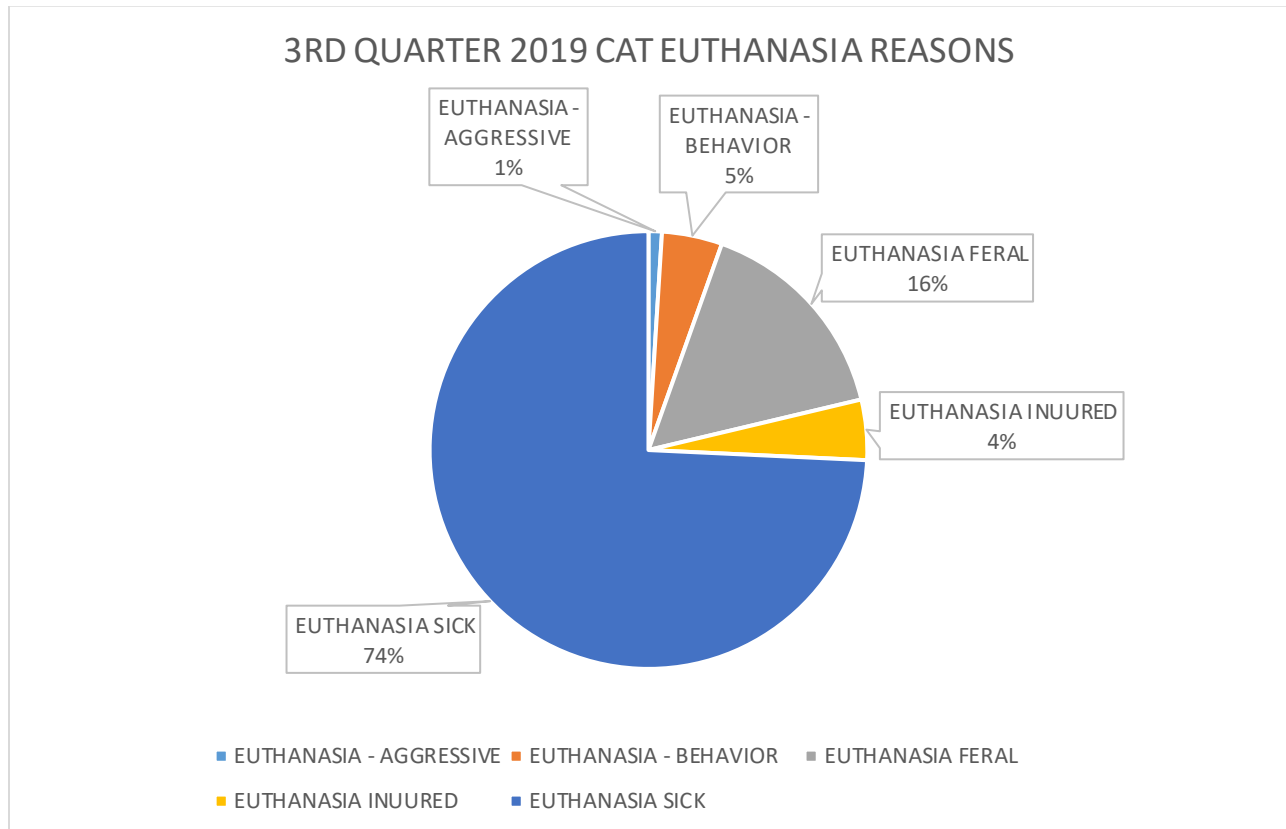


Cat Outcome	1 <sup>st</sup> Quarter	2 <sup>nd</sup> Quarter	3 <sup>rd</sup> Quarter	4 <sup>th</sup> Quarter
Adoption	63	79	149	
Return to Owner	7	13	17	
Euthanasia	43	149	202	
Rescue/Foster	138	337	151	
<b>Total</b>	<b>257</b>	<b>578</b>	<b>613</b>	

## Cat Euthanasia

202 cats were euthanized in the 3<sup>RD</sup> Quarter of 2019. 281 Cats were euthanized in the 3<sup>rd</sup> Quarter of 2018 a 28% decrease, 74% of the cats were euthanized for medical reasons, primarily, infectious diseases, 6% were euthanized for behavioral or temperament problems 1% were Owner requested euthanasia.

NOTE: Due to lack of spaying and neutering we saw a tremendous increase in primarily kittens impounded. A great number of these kittens had advanced Upper Respiratory Infection, emaciated, and other illnesses



Cat Euthanasia Reason	1 <sup>st</sup> Quarter	2 <sup>nd</sup> Quarter	3 <sup>rd</sup> Quarter	4 <sup>th</sup> Quarter
Behavior/Temperament	11	18	11	
Medical	14	110	159	
Euthanasia Request	0	1	1	
Feral	16	16	32	
DOA	0	0	0	
<b>Total</b>	<b>41</b>	<b>145</b>	<b>202</b>	

### 3<sup>RD</sup> QUARTER 2019 RUNNING TOTALS

**Beginning September 1<sup>st</sup>, 2018 we will be instituting the new Owner Surrender Policy and mandatory microchipping through the shelter. The figures below represent a running total from January 1<sup>st</sup>, 2018 to July 31<sup>st</sup> 2018. We will be running a month to month comparison to the 2017 figures at the conclusion of this calendar year.**

#### 2018 RUNNING TOTALS

	Jan.	Feb.	Mar.	Apr.	May	Jun.	Jul.	Aug.	Sept.	Oct.	Nov.	Dec.	Total
<b>Owner Surrenders</b>	59	67	80	102	101	111	92	94	39	40	46	27	858
<b>Stray Dogs/Puppy's</b>	117	126	126	140	150	131	121	131	129	158	154	156	1,639
<b>Stray Cats/Kittens</b>	60	70	73	89	156	157	166	138	115	166	102	62	1,354
<b>Call for Service</b>	464	419	469	505	494	394	357	423	383	427	469	412	5,216
<b>Euthanasia Dog</b>	25	57	29	27	43	43	33	36	33	33	22	35	416
<b>Euthanasia Cat</b>	18	31	23	16	81	95	121	117	74	76	41	25	718
<b>Microchips Issued</b>	N/A	N/A	N/A	N/A	N/A	N/A	N/A	N/A	117	177	132	128	554

#### 2019 RUNNING TOTALS

	Jan.	Feb.	Mar.	Apr.	May	Jun.	Jul.	Aug.	Sep	Oct	Nov	Dec	
<b>Owner Surrenders</b>	48	60	47	83	78	38	34	55	58				505
<b>Stray Dogs/Puppy's</b>	130	135	178	144	149	154	184	184	136				1,394
<b>Stray Cats/Kittens</b>	69	41	42	67	189	229	191	191	152				975
<b>Call for Service</b>	475	376	504	426	441	438	444	438	388				3,930
<b>Euthanasia Dog</b>	23	42	27	18	31	28	21	54	29				273
<b>Euthanasia Cat</b>	6	8	26	21	18	102	23	81	76				361
<b>Microchips Issued</b>	109	105	131	128	118	153	236	162	124				1,266
													869
<b>LIVE RELEASE RATE</b>	89%	82%	83%	87%	85%	67%	91%	70%	74%				80%
<b>DOGS</b>	74%	79%	89%	92%	85%	87%	91%	81%	87%				85%
<b>CATS</b>	92%	90%	63%	75%	85%	49%	90%	51%	55%				72%