

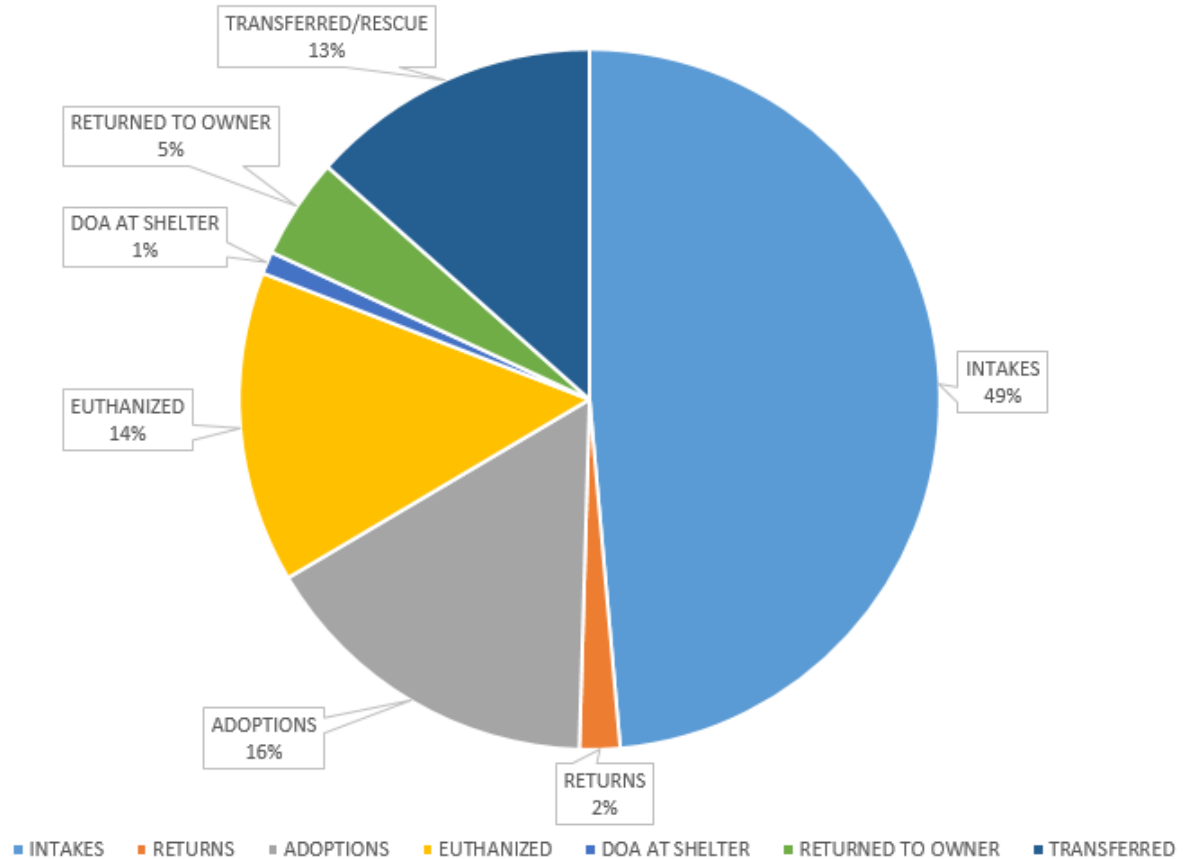


July 2018 Animal Care and Control Stats

Officer Field Activity and Intake/Adoption Statistics

Activity Calls.....	357
Intake.....	396
Dogs.....	154
Puppies.....	24
Cats.....	64
Kittens.....	152
Feral Cats.....	1
Wildlife.....	1
Return To Owner.....	37
Dogs.....	37
Puppies.....	0
Cats.....	0
Rescue/Transferred.....	43
Adoption.....	130
Dog.....	50
Puppies.....	17
Cat.....	22
Kittens.....	41
Other.....	0
Euthanasia.....	130
Dog.....	33
Cat.....	121
Visitors.....	1,730
Incoming Calls Fielded.....	2,820

JUNE 2018 SHELTER STATS

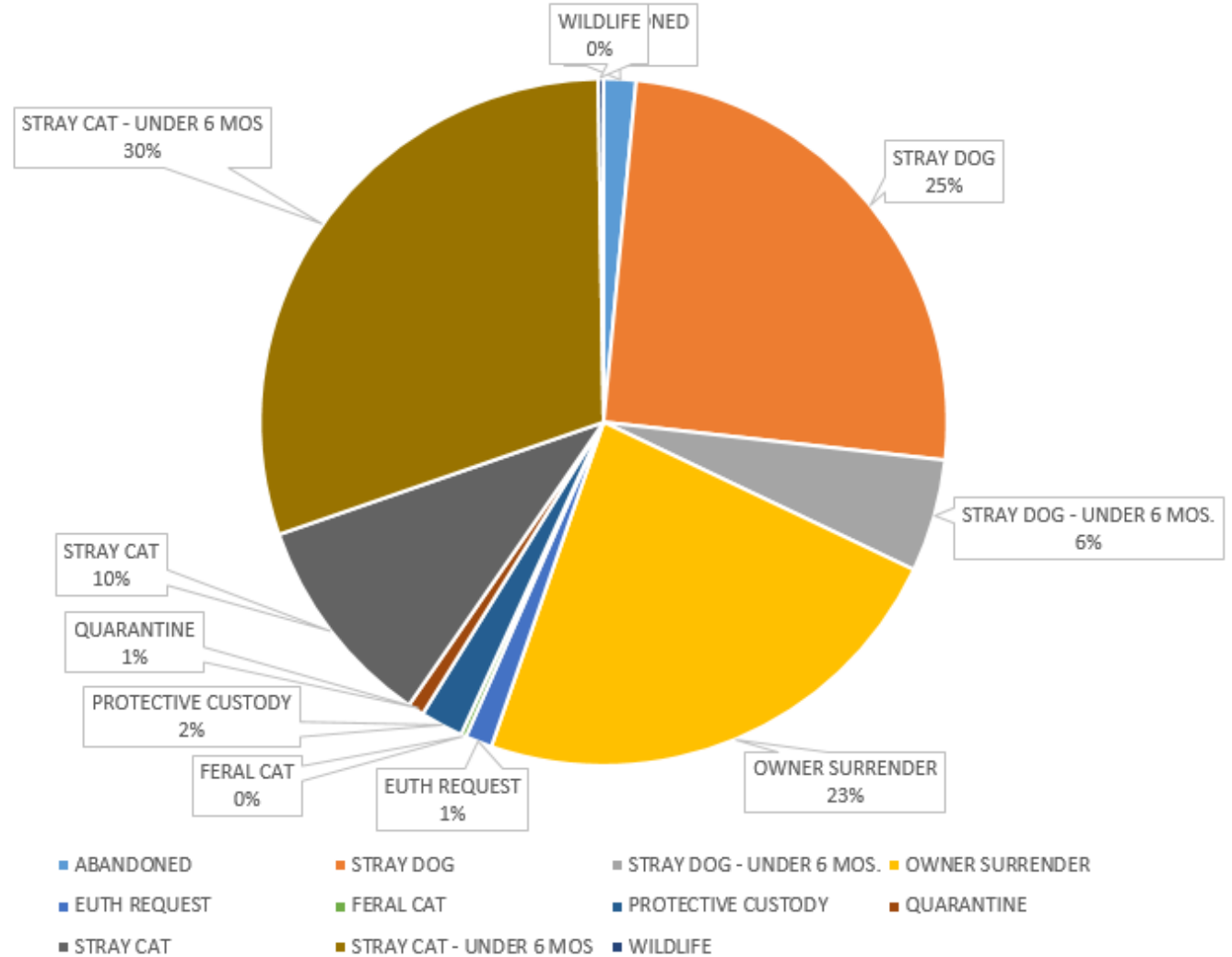


JULY 2018 MONTGOMERY COUNTY ANIMAL CARE AND CONTROL

SHELTER STATS (ENTRY REASON)

Entry Reason.....	396
Owner Surrender.....	92
Biting/Quarantine.....	3
Protective Custody.....	8
Died.....	0
Abandoned.....	6
Stray Dog.....	100
Stray Dog - Under 6 Mos.	21
Stray Cat.....	40
Stray Cat - Under 6 Mos..	119
Euth Request.....	5
Feral Cat.....	1
Adoption Return.....	0
Wildlife.....	1

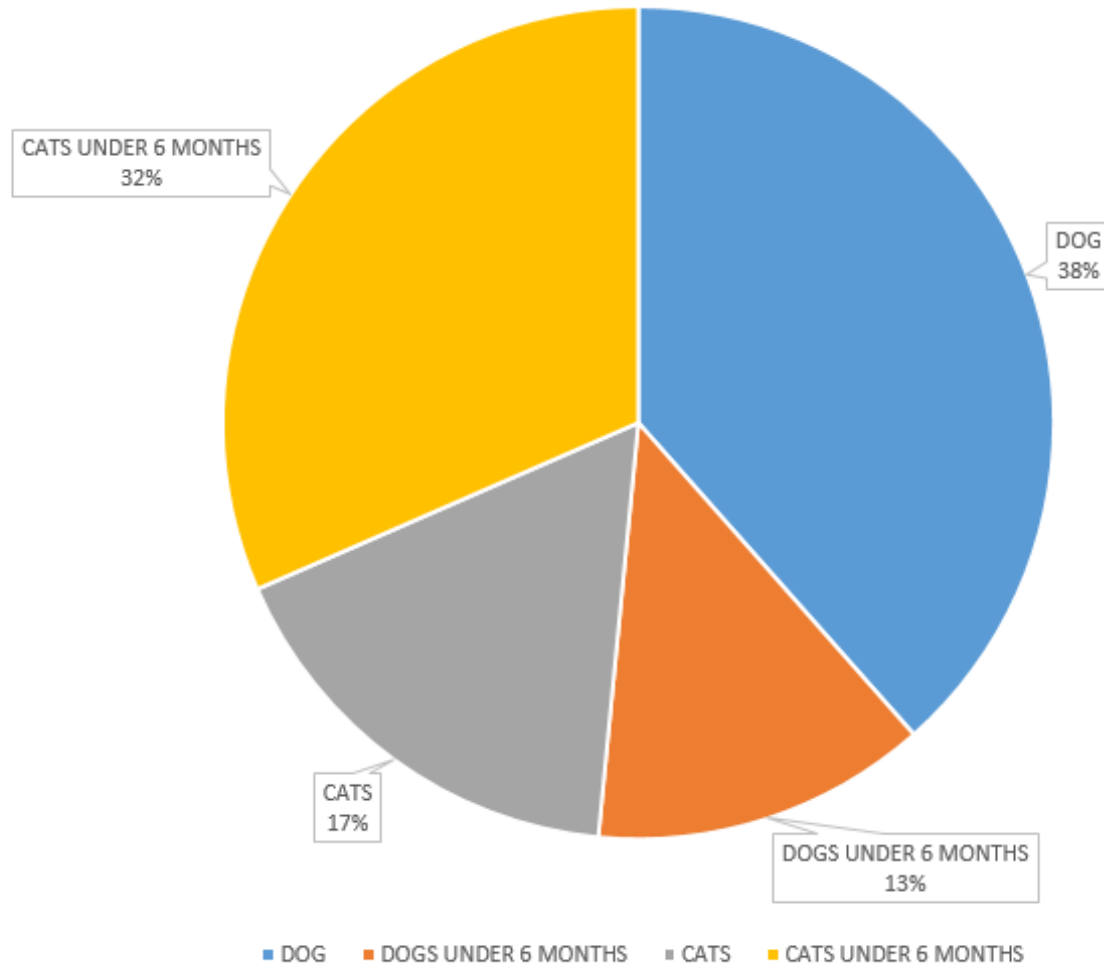
JULY 2018 SHELTER INTAKE STATS



**JULY 2018 MONTGOMERY COUNTY ANIMAL CARE AND CONTROL
SHELTER ADOPTIONS BY SPECIES**

Adoptions.....	130
Bird.....	0
Cat.....	22
Chicken.....	0
Dog.....	50
Ferret.....	0
Kittens.....	41
Puppies.....	17
Rabbit.....	0

JULY 2018 SHELTER ADOPTIONS

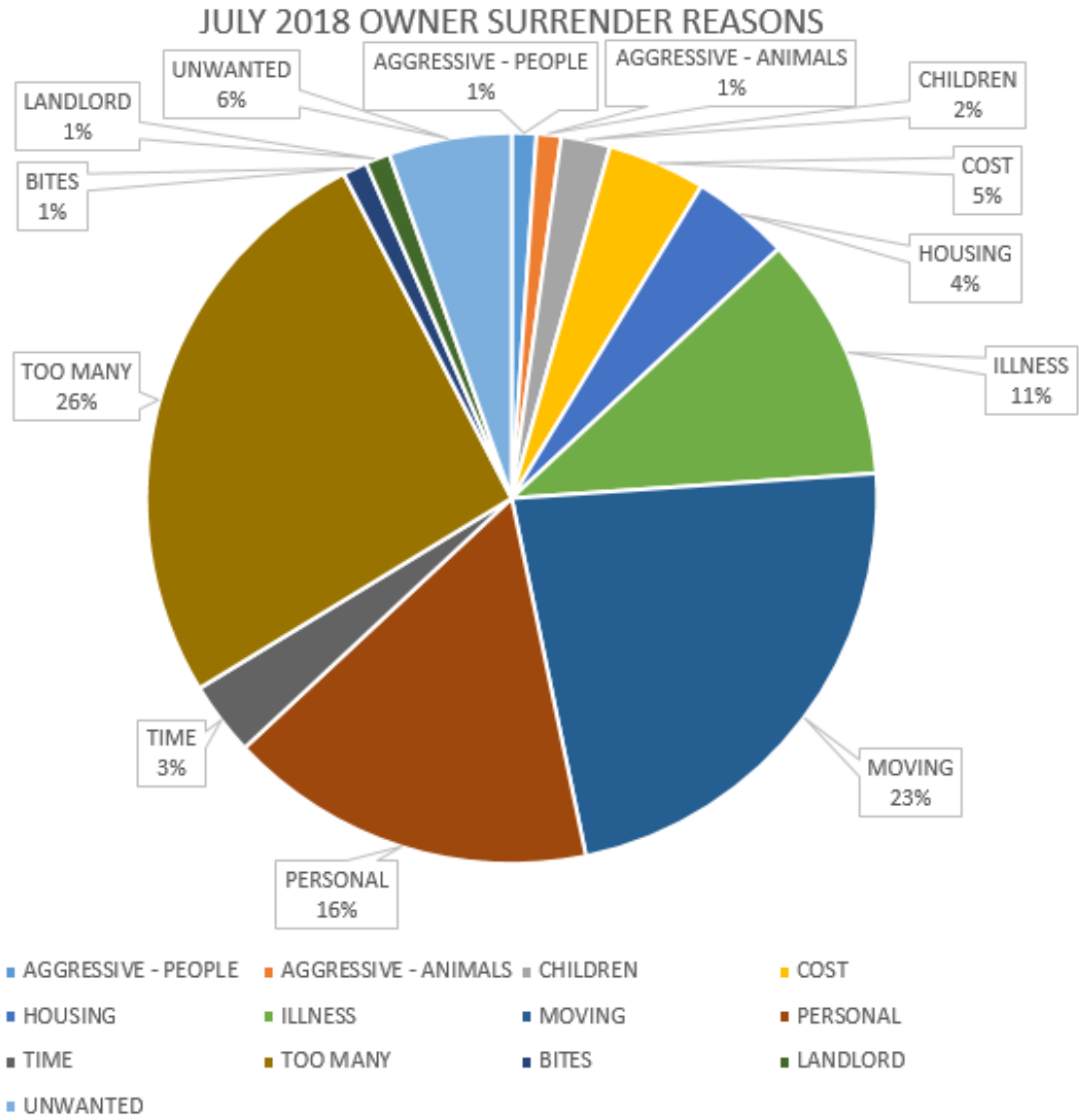


JULY 2018 MONTGOMERY COUNTY ANIMAL CARE AND CONTROL

OWNER SURRENDER STATISTICS

Owner Surrenders..... 92

Too Many Pets.....	24
Personal.....	15
No Time.....	3
Housing.....	4
Cost.....	4
Moving.....	21
Illness.....	10
Children.....	2
Aggressive - People.....	1
Aggressive - Animals.....	1
Landlord.....	1
House Soiling.....	0
Allergies.....	0
Unwanted.....	5

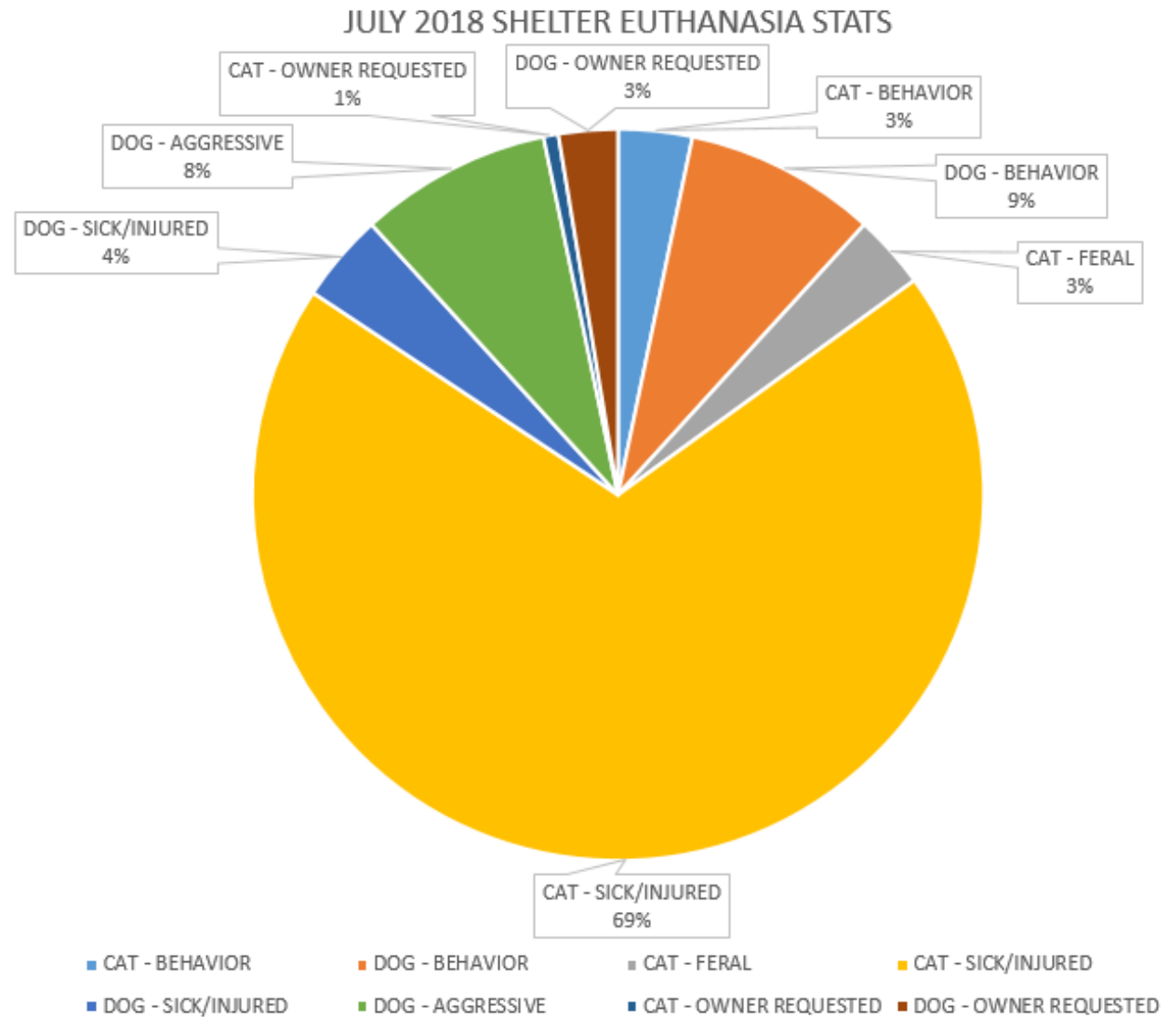


JULY 2018 MONTGOMERY COUNTY ANIMAL CARE AND CONTROL

EUTHANASIA STATISTICS

Euthanasia..... 153

Cat/Kitten Behavior..... 9
Dog/Puppy Behavior..... 13
Cat - Feral..... 1
Cat/Kitten Sick or Injured..... 106
Dog/Puppy Sick or Injured.... 6
Dog - Aggressive/Biter..... 13
Cat - Owner Requested..... 1
Dog - Owner Requested..... 4

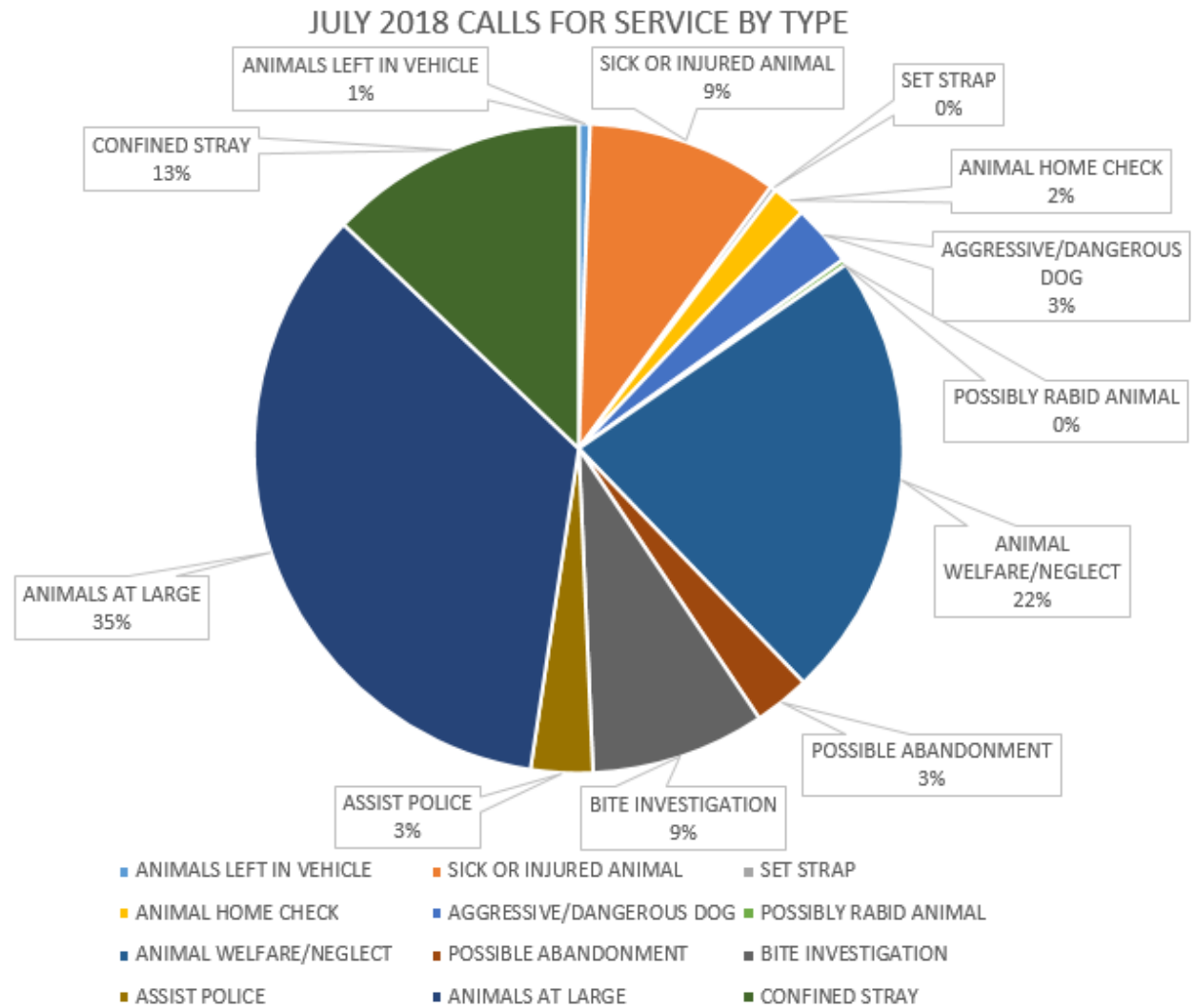


JULY 2018 MONTGOMERY COUNTY ANIMAL CARE AND CONTROL

OFFICER ACTIVITY STATISTICS

Activity Calls.....357

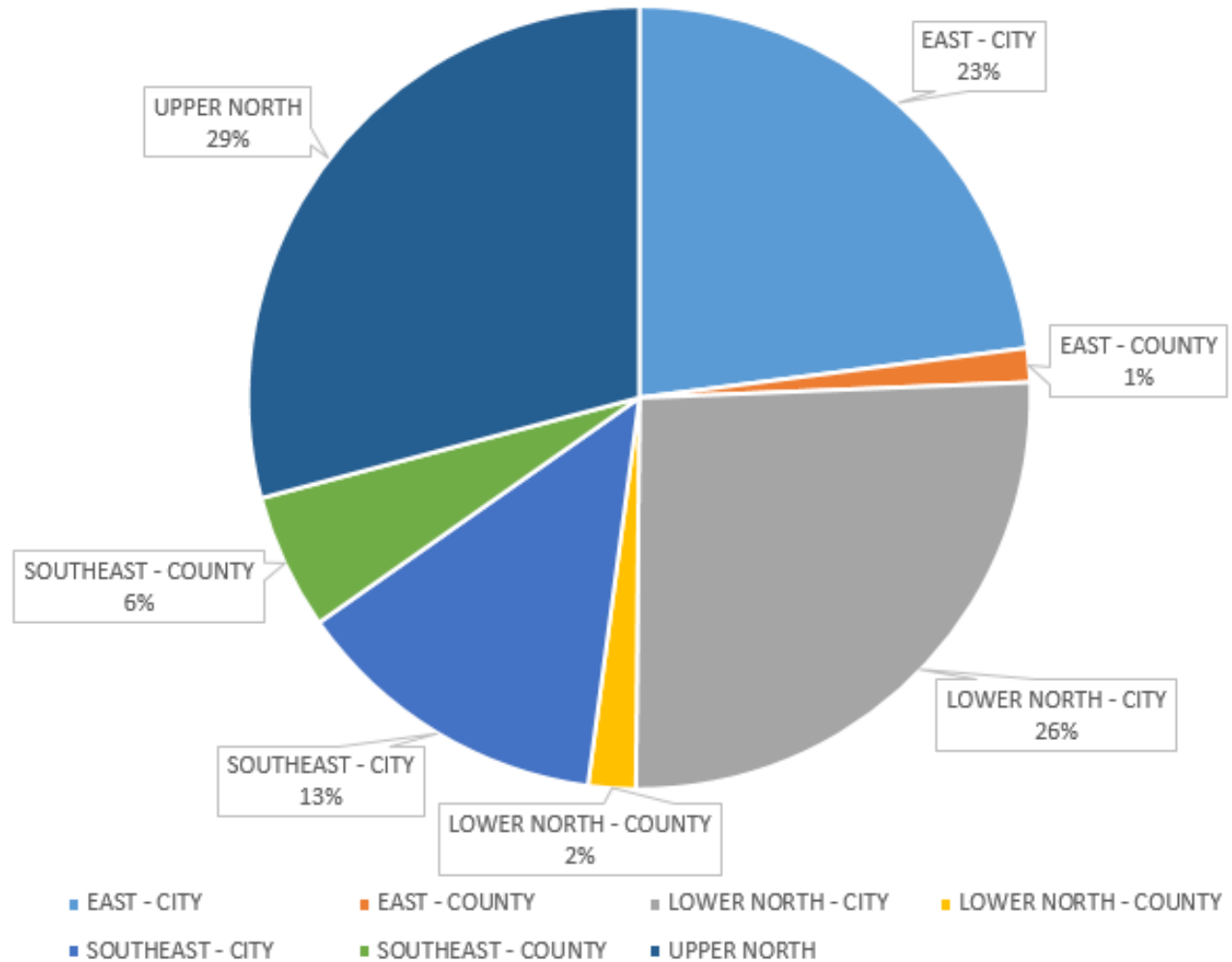
Aggressive/Dangerous Dog....	11
Animal Home Check.....	6
Animal Left in Vehicle.....	2
Animals at Large.....	124
Bite Investigation.....	31
Confined Stray.....	46
Assist Police.....	11
Possible Abandonment.....	10
Possible Rabid Animal.....	1
Sick or Injured Animal.....	34
Welfare/Neglect.....	80
Dog in School.....	0
Set Trap.....	1



**JULY 2018 MONTGOMERY COUNTY ANIMAL CARE AND CONTROL
OFFICER ACTIVITY STATISTICS (Calls by Zones)**

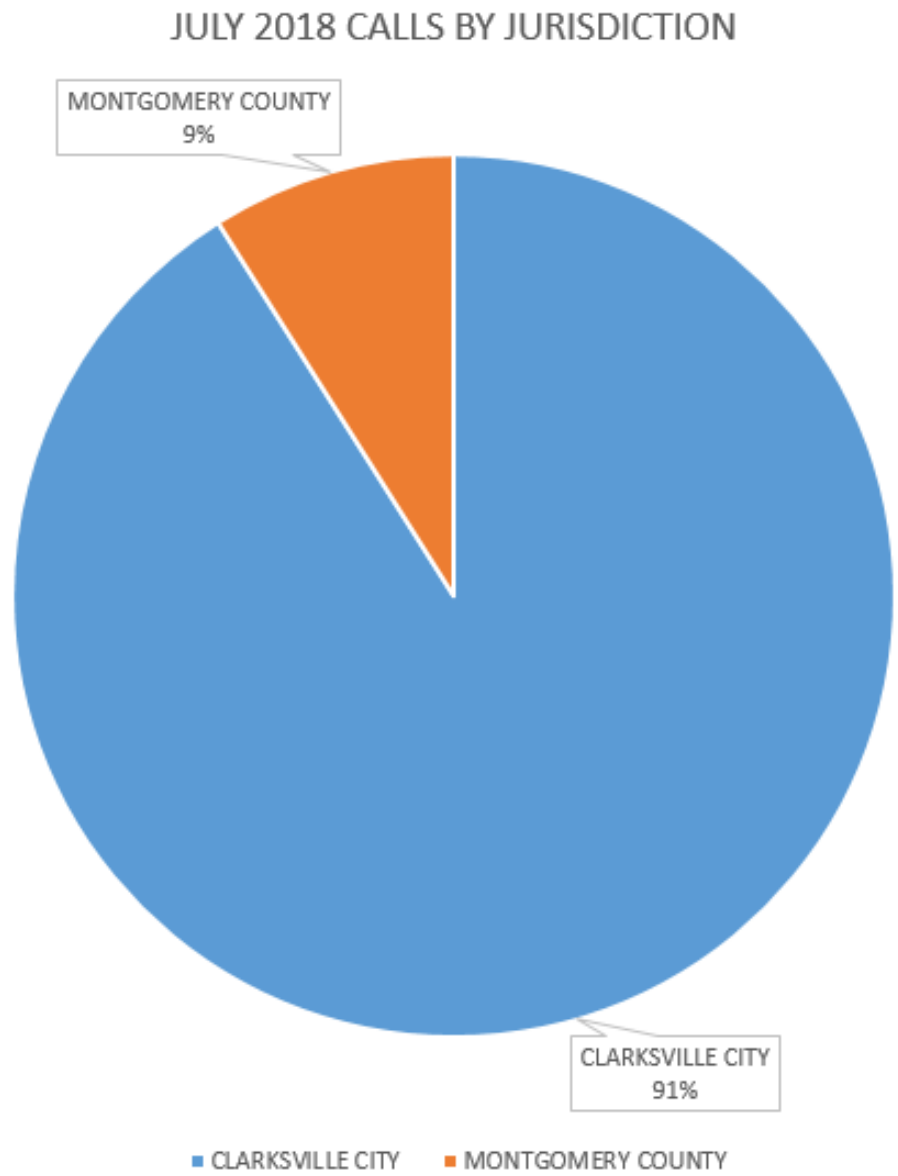
Jurisdiction Calls.....	357
East-City.....	82
East-County.....	5
Lower North-City...	92
Lower North County	7
Southeast-City.....	47
Southeast-County..	20
Upper North.....	104

JULY 2018 CALLS BY ZONES



**JULY 2018 MONTGOMERY COUNTY ANIMAL CARE AND CONTROL
OFFICER ACTIVITY STATISTICS (Calls by Jurisdiction)**

Jurisdiction City/County....	357
Clarksville City.....	325
County.....	32



JULY 2018 MONTGOMERY COUNTY ANIMAL CARE AND CONTROL

SHELTER NOTES

Beginning September 1st, 2018 we will be instituting the new Owner Surrender Policy and mandatory microchipping through the shelter. The figures below represent a running total from January 1st, 2018 to July 31st 2018. We will be running a month to month comparison to the 2017 figures at the conclusion of this calendar year.

	Jan.	Feb.	Mar.	Apr.	May	Jun.	Jul.	Aug.	Sept.	Oct.	Nov.	Dec.
Owner Surrenders	59	67	80	102	101	111	92					
Stray Dogs/Puppy's	117	126	126	140	150	131	121					
Stray Cats/Kittens	60	70	73	89	156	157	166					
Call for Service	464	419	469	505	494	394	357					
Euthanasia Dog	25	57	29	27	43	43	33					
Euthanasia Cat	18	31	23	16	81	95	121					

2018 MONTHLY COMPARISON CHART

